

## SURROGATE SUMMARY SHEET

## Table B-15R

Client:R Tidewater, Inc.R  
 Work Order:R 22L0005R  
 Project:R NASA JPLR

Surrogate CompoundR	Spike levelR	% Recovery	RecoveryR LimitsR	QR
<b>SB-2-2.0-113022 (22L0005-04 ) ng/g dryR</b>				
				Lab File ID: S2022-12-09A (16)R
				Analyzed: 12/09/22 15:54R
13C4-PFBAR	17.2R	109R	50 - 150R	
13C5-PFPEAR	8.61R	89.1R	50 - 150R	
13C5-PFHXR	4.30R	108R	50 - 150R	
13C4-PFHPAR	4.30R	104R	50 - 150R	
13C8-PFOAR	4.30R	106R	50 - 150R	
13C9-PFNAR	2.15R	95.0R	50 - 150R	
13C6-PFDAR	2.15R	106R	50 - 150R	
13C7-PFUnAR	2.15R	105R	50 - 150R	
13C2-PFDOAR	2.15R	96.0R	50 - 150R	
13C2-PFTEDAR	2.15R	86.8R	50 - 150R	
13C3-PFBSR	4.30R	110R	50 - 150R	
13C3-PFHXR	4.30R	110R	50 - 150R	
13C8-PFOAR	4.30R	114R	50 - 150R	
13C2-4:2FTSR	8.61R	114R	50 - 150R	
13C2-6:2FTSR	8.61R	85.6R	50 - 150R	
13C2-8:2FTSR	8.61R	108R	50 - 150R	
13C8-PFOSAR	4.30R	99.4R	50 - 150R	
D3-NMEFOSAR	4.30R	76.9R	50 - 150R	
D5-NETFOSAR	4.30R	76.6R	50 - 150R	
D3-NMEFOSAAR	8.61R	102R	50 - 150R	
D5-NETFOSAAR	8.61R	112R	50 - 150R	
D7-NMEFOSER	43.0R	67.9R	50 - 150R	
D9-NETFOSER	43.0R	72.8R	50 - 150R	
13C3-HFPO-DAR	17.2R	104R	50 - 150R	

## SURROGATE SUMMARY SHEET R

## Table B-15R

Client:R Tidewater, Inc.R  
 Work Order:R 22L0005R  
 Project:R NASA JPLR

Surrogate CompoundR	Spike levelR	% Recovery	RecoveryR LimitsR	QR
<b>SB-3-0.5-113022 (22L0005-05 ) ng/g dryR</b>				
				Lab File ID: S2022-12-09A (18)R
				Analyzed: 12/09/22 16:19R
13C4-PFBAR	16.4R	109R	50 - 150R	
13C5-PFPEAR	8.21R	97.7R	50 - 150R	
13C5-PFHXR	4.10R	107R	50 - 150R	
13C4-PFHPAR	4.10R	124R	50 - 150R	
13C8-PFOAR	4.10R	106R	50 - 150R	
13C9-PFNAR	2.05R	108R	50 - 150R	
13C6-PFDAR	2.05R	109R	50 - 150R	
13C7-PFUnAR	2.05R	113R	50 - 150R	
13C2-PFDOAR	2.05R	102R	50 - 150R	
13C2-PFTEDAR	2.05R	97.2R	50 - 150R	
13C3-PFBSR	4.10R	114R	50 - 150R	
13C3-PFHXR	4.10R	115R	50 - 150R	
13C8-PFOAR	4.10R	106R	50 - 150R	
13C2-4:2FTSR	8.21R	128R	50 - 150R	
13C2-6:2FTSR	8.21R	109R	50 - 150R	
13C2-8:2FTSR	8.21R	123R	50 - 150R	
13C8-PFOAR	4.10R	84.5R	50 - 150R	
D3-NMEFOSAR	4.10R	63.6R	50 - 150R	
D5-NETFOSAR	4.10R	63.4R	50 - 150R	
D3-NMEFOSAAR	8.21R	93.5R	50 - 150R	
D5-NETFOSAAR	8.21R	114R	50 - 150R	
D7-NMEFOSEAR	41.0R	57.9R	50 - 150R	
D9-NETFOSER	41.0R	61.8R	50 - 150R	
13C3-HFPO-DAR	16.4R	107R	50 - 150R	

## SURROGATE SUMMARY SHEET R

## Table B-15R

Client:R Tidewater, Inc.R  
 Work Order:R 22L0005R  
 Project:R NASA JPLR

Surrogate CompoundR	Spike levelR	% Recovery	RecoveryR LimitsR	QR
<b>SB-3-2.0-113022 (22L0005-06 ) ng/g dryR</b>				
				Lab File ID: S2022-12-09A (20)R
				Analyzed: 12/09/22 16:45R
13C4-PFBAR	16.1R	101R	50 - 150R	
13C5-PFPEAR	8.07R	75.8R	50 - 150R	
13C5-PFHXR	4.03R	96.5R	50 - 150R	
13C4-PFHPAR	4.03R	96.6R	50 - 150R	
13C8-PFOAR	4.03R	86.4R	50 - 150R	
13C9-PFNAR	2.02R	100R	50 - 150R	
13C6-PFDAR	2.02R	95.3R	50 - 150R	
13C7-PFUnAR	2.02R	106R	50 - 150R	
13C2-PFDOAR	2.02R	104R	50 - 150R	
13C2-PFTEDAR	2.02R	81.1R	50 - 150R	
13C3-PFBSR	4.03R	92.3R	50 - 150R	
13C3-PFHXR	4.03R	96.3R	50 - 150R	
13C8-PFOAR	4.03R	95.3R	50 - 150R	
13C2-4:2FTSR	8.07R	98.0R	50 - 150R	
13C2-6:2FTSR	8.07R	83.9R	50 - 150R	
13C2-8:2FTSR	8.07R	86.3R	50 - 150R	
13C8-PFOSAR	4.03R	86.2R	50 - 150R	
D3-NMEFOSAR	4.03R	63.5R	50 - 150R	
D5-NETFOSAR	4.03R	64.4R	50 - 150R	
D3-NMEFOSAAR	8.07R	80.3R	50 - 150R	
D5-NETFOSAAR	8.07R	88.3R	50 - 150R	
D7-NMEFOSER	40.3R	56.3R	50 - 150R	
D9-NETFOSER	40.3R	62.1R	50 - 150R	
13C3-HFPO-DAR	16.1R	85.1R	50 - 150R	

## SURROGATE SUMMARY SHEET

## Table B-15R

Client:R Tidewater, Inc.R  
 Work Order:R 22L0005R  
 Project:R NASA JPLR

Surrogate CompoundR	Spike levelR	% Recovery	RecoveryR LimitsR	QR
<b>SB-4-0.5-113022 (22L0005-07) . ng/g dryR</b>				
				Lab File ID: S2022-12-09A (24)R
				Analyzed: 12/09/22 17:36R
13C4-PFBAR	15.7R	119R	50 - 150R	
13C5-PFPEAR	7.87R	98.9R	50 - 150R	
13C5-PFHXR	3.93R	122R	50 - 150R	
13C4-PFHPAR	3.93R	101R	50 - 150R	
13C8-PFOAR	3.93R	108R	50 - 150R	
13C9-PFNAR	1.97R	113R	50 - 150R	
13C6-PFDAR	1.97R	104R	50 - 150R	
13C7-PFUnAR	1.97R	133R	50 - 150R	
13C2-PFDOAR	1.97R	114R	50 - 150R	
13C2-PFTEDAR	1.97R	110R	50 - 150R	
13C3-PFBSR	3.93R	107R	50 - 150R	
13C3-PFHXR	3.93R	116R	50 - 150R	
13C8-PFOAR	3.93R	102R	50 - 150R	
13C2-4:2FTSR	7.87R	120R	50 - 150R	
13C2-6:2FTSR	7.87R	103R	50 - 150R	
13C2-8:2FTSR	7.87R	98.9R	50 - 150R	
13C8-PFOAR	3.93R	81.7R	50 - 150R	
D3-NMEFOSAR	3.93R	60.5R	50 - 150R	
D5-NETFOSAR	3.93R	60.0R	50 - 150R	
D3-NMEFOSAAR	7.87R	107R	50 - 150R	
D5-NETFOSAAR	7.87R	109R	50 - 150R	
D7-NMEFOSER	39.3R	66.9R	50 - 150R	
D9-NETFOSER	39.3R	70.4R	50 - 150R	
13C3-HFPO-DAR	15.7R	102R	50 - 150R	

## SURROGATE SUMMARY SHEET

## Table B-15R

Client:R Tidewater, Inc.R  
 Work Order:R 22L0005R  
 Project:R NASA JPLR

Surrogate CompoundR	Spike levelR	% Recovery	RecoveryR LimitsR	QR
<b>SB-4-2.0-113022 (22L0005-08 ) ng/g dryR</b>				
				Lab File ID: S2022-12-09A (26)R
				Analyzed: 12/09/22 18:01R
13C4-PFBAR	16.3R	109R	50 - 150R	
13C5-PFPEAR	8.17R	103R	50 - 150R	
13C5-PFHXR	4.09R	105R	50 - 150R	
13C4-PFHPAR	4.09R	106R	50 - 150R	
13C8-PFOAR	4.09R	103R	50 - 150R	
13C9-PFNAR	2.04R	122R	50 - 150R	
13C6-PFDAR	2.04R	109R	50 - 150R	
13C7-PFUnAR	2.04R	120R	50 - 150R	
13C2-PFDOAR	2.04R	107R	50 - 150R	
13C2-PFTEDAR	2.04R	117R	50 - 150R	
13C3-PFBSR	4.09R	115R	50 - 150R	
13C3-PFHXR	4.09R	108R	50 - 150R	
13C8-PFOAR	4.09R	119R	50 - 150R	
13C2-4:2FTSR	8.17R	116R	50 - 150R	
13C2-6:2FTSR	8.17R	108R	50 - 150R	
13C2-8:2FTSR	8.17R	103R	50 - 150R	
13C8-PFOAR	4.09R	97.4R	50 - 150R	
D3-NMEFOSAR	4.09R	88.9R	50 - 150R	
D5-NETFOSAR	4.09R	94.5R	50 - 150R	
D3-NMEFOSAAR	8.17R	106R	50 - 150R	
D5-NETFOSAAR	8.17R	131R	50 - 150R	
D7-NMEFOSER	40.9R	96.6R	50 - 150R	
D9-NETFOSER	40.9R	96.3R	50 - 150R	
13C3-HFPO-DAR	16.3R	108R	50 - 150R	

## SURROGATE SUMMARY SHEET

## Table B-15R

Client:R Tidewater, Inc.R  
 Work Order:R 22L0005R  
 Project:R NASA JPLR

Surrogate CompoundR	Spike levelR	% Recovery	RecoveryR LimitsR	QR
<b>SB-5-0.5-113022 (22L0005-09 ) ng/g dryR</b>				
				Lab File ID: S2022-12-09A (28)R
				Analyzed: 12/09/22 18:26R
13C4-PFBAR	15.5R	96.7R	50 - 150R	
13C5-PFPEAR	7.76R	82.7R	50 - 150R	
13C5-PFHXR	3.88R	94.4R	50 - 150R	
13C4-PFHPAR	3.88R	88.2R	50 - 150R	
13C8-PFOAR	3.88R	101R	50 - 150R	
13C9-PFNAR	1.94R	100R	50 - 150R	
13C6-PFDAR	1.94R	96.2R	50 - 150R	
13C7-PFUnAR	1.94R	111R	50 - 150R	
13C2-PFDOAR	1.94R	104R	50 - 150R	
13C2-PFTEDAR	1.94R	96.4R	50 - 150R	
13C3-PFBSR	3.88R	99.3R	50 - 150R	
13C3-PFHXR	3.88R	109R	50 - 150R	
13C8-PFOAR	3.88R	122R	50 - 150R	
13C2-4:2FTSR	7.76R	126R	50 - 150R	
13C2-6:2FTSR	7.76R	111R	50 - 150R	
13C2-8:2FTSR	7.76R	120R	50 - 150R	
13C8-PFOAR	3.88R	91.7R	50 - 150R	
D3-NMEFOSAR	3.88R	75.1R	50 - 150R	
D5-NETFOSAR	3.88R	80.4R	50 - 150R	
D3-NMEFOSAAR	7.76R	105R	50 - 150R	
D5-NETFOSAAR	7.76R	120R	50 - 150R	
D7-NMEFOSER	38.8R	88.9R	50 - 150R	
D9-NETFOSER	38.8R	91.6R	50 - 150R	
13C3-HFPO-DAR	15.5R	88.9R	50 - 150R	

## SURROGATE SUMMARY SHEET

## Table B-15R

Client:R Tidewater, Inc.R  
 Work Order:R 22L0005R  
 Project:R NASA JPLR

Surrogate CompoundR	Spike levelR	% Recovery	RecoveryR LimitsR	QR
<b>SB-5-2.0-113022 (22L0005-10 ) ng/g dryR</b>				
				Lab File ID: S2022-12-09A (30)R
				Analyzed: 12/09/22 18:52R
13C4-PFBAR	14.5R	114R	50 - 150R	
13C5-PFPEAR	7.23R	93.6R	50 - 150R	
13C5-PFHXR	3.62R	120R	50 - 150R	
13C4-PFHPAR	3.62R	113R	50 - 150R	
13C8-PFOAR	3.62R	124R	50 - 150R	
13C9-PFNAR	1.81R	121R	50 - 150R	
13C6-PFDAR	1.81R	102R	50 - 150R	
13C7-PFUnAR	1.81R	96.7R	50 - 150R	
13C2-PFDOAR	1.81R	91.3R	50 - 150R	
13C2-PFTEDAR	1.81R	89.4R	50 - 150R	
13C3-PFBSR	3.62R	110R	50 - 150R	
13C3-PFHXR	3.62R	110R	50 - 150R	
13C8-PFOAR	3.62R	111R	50 - 150R	
13C2-4:2FTSR	7.23R	134R	50 - 150R	
13C2-6:2FTSR	7.23R	112R	50 - 150R	
13C2-8:2FTSR	7.23R	116R	50 - 150R	
13C8-PFOAR	3.62R	106R	50 - 150R	
D3-NMEFOSAR	3.62R	78.2R	50 - 150R	
D5-NETFOSAR	3.62R	81.5R	50 - 150R	
D3-NMEFOSAAR	7.23R	123R	50 - 150R	
D5-NETFOSAAR	7.23R	133R	50 - 150R	
D7-NMEFOSER	36.2R	89.3R	50 - 150R	
D9-NETFOSER	36.2R	93.3R	50 - 150R	
13C3-HFPO-DAR	14.5R	107R	50 - 150R	

## SURROGATE SUMMARY SHEET R

## Table B-15R

Client:R Tidewater, Inc.R  
 Work Order:R 22L0005R  
 Project:R NASA JPLR

Surrogate CompoundR	Spike levelR	% Recovery	RecoveryR LimitsR	QR
DUP-1-113022 (22L0005-11) . ng/g dryR				
				Lab File ID: S2022-12-09A (32)R
				Analyzed: 12/09/22 19:17R
13C4-PFBAR	16.0R	114R	50 - 150R	
13C5-PFPEAR	7.98R	101R	50 - 150R	
13C5-PFHXR	3.99R	112R	50 - 150R	
13C4-PFHPAR	3.99R	110R	50 - 150R	
13C8-PFOAR	3.99R	107R	50 - 150R	
13C9-PFNAR	1.99R	128R	50 - 150R	
13C6-PFDAR	1.99R	110R	50 - 150R	
13C7-PFUnAR	1.99R	115R	50 - 150R	
13C2-PFDOAR	1.99R	108R	50 - 150R	
13C2-PFTEDAR	1.99R	114R	50 - 150R	
13C3-PFBSR	3.99R	111R	50 - 150R	
13C3-PFHXR	3.99R	118R	50 - 150R	
13C8-PFOSR	3.99R	117R	50 - 150R	
13C2-4:2FTSR	7.98R	133R	50 - 150R	
13C2-6:2FTSR	7.98R	116R	50 - 150R	
13C2-8:2FTSR	7.98R	112R	50 - 150R	
13C8-PFOSAR	3.99R	102R	50 - 150R	
D3-NMEFOSAR	3.99R	81.3R	50 - 150R	
D5-NETFOSAR	3.99R	85.9R	50 - 150R	
D3-NMEFOSAAR	7.98R	107R	50 - 150R	
D5-NETFOSAAR	7.98R	127R	50 - 150R	
D7-NMEFOSER	39.9R	100R	50 - 150R	
D9-NETFOSER	39.9R	102R	50 - 150R	
13C3-HFPO-DAR	16.0R	111R	50 - 150R	

## SURROGATE SUMMARY SHEET R

## Table B-15R

Client:R Tidewater, Inc.R

Work Order:R 22L0005R

Project:R NASA JPLR

Surrogate CompoundR	Spike levelR	% Recovery	RecoveryR LimitsR	QR
<b>SB-6-0.5-113022 (22L0005-12 ) . ng/g dryR</b>		Lab File ID: S2022-12-09A (34)R		Analyzed: 12/09/22 19:43R
13C4-PFBAR	19.8R	76.3R	50 - 150R	
13C5-PFPEAR	9.88R	75.1R	50 - 150R	
13C5-PFHXR	4.94R	85.1R	50 - 150R	
13C4-PFHPAR	4.94R	86.7R	50 - 150R	
13C8-PFOAR	4.94R	92.2R	50 - 150R	
13C9-PFNAR	2.47R	93.3R	50 - 150R	
13C6-PFDAR	2.47R	95.1R	50 - 150R	
13C7-PFUnAR	2.47R	103R	50 - 150R	
13C2-PFDOAR	2.47R	91.1R	50 - 150R	
13C2-PFTEDAR	2.47R	77.2R	50 - 150R	
13C3-PFBSR	4.94R	106R	50 - 150R	
13C3-PFHXR	4.94R	119R	50 - 150R	
13C8-PFOSR	4.94R	123R	50 - 150R	
13C2-4:2FTSR	9.88R	123R	50 - 150R	
13C2-6:2FTSR	9.88R	117R	50 - 150R	
13C2-8:2FTSR	9.88R	118R	50 - 150R	
13C8-PFOSAR	4.94R	55.0R	50 - 150R	
D3-NMEFOSAR	4.94R	40.7R	50 - 150R	*R
D5-NETFOSAR	4.94R	41.8R	50 - 150R	*R
D3-NMEFOSAAR	9.88R	82.4R	50 - 150R	
D5-NETFOSAAR	9.88R	110R	50 - 150R	
D7-NMEFOSER	49.4R	48.7R	50 - 150R	*R
D9-NETFOSER	49.4R	51.1R	50 - 150R	
13C3-HFPO-DAR	19.8R	78.3R	50 - 150R	
<b>SB-6-0.5-113022 (22L0005-12RE1 ) . ng/g dryR</b>		Lab File ID: S2022-12-09A (35)R		Analyzed: 12/09/22 19:55R
D3-NMEFOSAR	4.94R	51.1R	50 - 150R	
D5-NETFOSAR	4.94R	54.8R	50 - 150R	
D7-NMEFOSER	49.4R	69.5R	50 - 150R	

## SURROGATE SUMMARY SHEET

## Table B-15R

Client:R Tidewater, Inc.R

Work Order:R 22L0005R

Project:R NASA JPLR

Surrogate CompoundR	Spike levelR	% Recovery	RecoveryR LimitsR	QR
<b>DUP-2-113022 (22L0005-13) . ng/g dryR</b>		Lab File ID: S2022-12-09A (36)R		Analyzed: 12/09/22 20:08R
13C4-PFBAR	18.9R	73.4R	50 - 150R	
13C5-PFPEAR	9.44R	67.5R	50 - 150R	
13C5-PFHXR	4.72R	71.6R	50 - 150R	
13C4-PFHPAR	4.72R	81.5R	50 - 150R	
13C8-PFOAR	4.72R	78.7R	50 - 150R	
13C9-PFNAR	2.36R	80.3R	50 - 150R	
13C6-PFDAR	2.36R	85.7R	50 - 150R	
13C7-PFUnAR	2.36R	89.7R	50 - 150R	
13C2-PFDOAR	2.36R	91.1R	50 - 150R	
13C2-PFTEDAR	2.36R	81.2R	50 - 150R	
13C3-PFBSR	4.72R	110R	50 - 150R	
13C3-PFHXR	4.72R	112R	50 - 150R	
13C8-PFOAR	4.72R	104R	50 - 150R	
13C2-4:2FTSR	9.44R	123R	50 - 150R	
13C2-6:2FTSR	9.44R	114R	50 - 150R	
13C2-8:2FTSR	9.44R	124R	50 - 150R	
13C8-PFOSAR	4.72R	47.8R	50 - 150R	*R
D3-NMEFOSAR	4.72R	30.8R	50 - 150R	*R
D5-NETFOSAR	4.72R	31.7R	50 - 150R	*R
D3-NMEFOSAAR	9.44R	83.3R	50 - 150R	
D5-NETFOSAAR	9.44R	90.8R	50 - 150R	
D7-NMEFOSER	47.2R	42.1R	50 - 150R	*R
D9-NETFOSER	47.2R	45.3R	50 - 150R	*R
13C3-HFPO-DAR	18.9R	66.3R	50 - 150R	
<b>DUP-2-113022 (22L0005-13RE1) . ng/g dryR</b>		Lab File ID: S2022-12-09A (37)R		Analyzed: 12/09/22 20:21R
13C8-PFOSAR	4.72R	65.1R	50 - 150R	
D3-NMEFOSAR	4.72R	49.3R	50 - 150R	*R
D5-NETFOSAR	4.72R	49.8R	50 - 150R	*R
D7-NMEFOSER	47.2R	68.0R	50 - 150R	
D9-NETFOSER	47.2R	65.0R	50 - 150R	

## SURROGATE SUMMARY SHEET

## Table B-15R

Client:R Tidewater, Inc.R  
 Work Order:R 22L0005R  
 Project:R NASA JPLR

Surrogate CompoundR	Spike levelR	% Recovery	RecoveryR LimitsR	QR
<b>SB-6-2.0-113022 (22L0005-14 ) . ng/g dryR</b>				
				Lab File ID: S2022-12-09A (38)R
				Analyzed: 12/09/22 20:34R
13C4-PFBAR	16.0R	102R	50 - 150R	
13C5-PFPEAR	8.01R	77.5R	50 - 150R	
13C5-PFHXR	4.01R	99.3R	50 - 150R	
13C4-PFHPAR	4.01R	91.7R	50 - 150R	
13C8-PFOAR	4.01R	99.1R	50 - 150R	
13C9-PFNAR	2.00R	99.9R	50 - 150R	
13C6-PFDAR	2.00R	114R	50 - 150R	
13C7-PFUnAR	2.00R	125R	50 - 150R	
13C2-PFDOAR	2.00R	117R	50 - 150R	
13C2-PFTEDAR	2.00R	118R	50 - 150R	
13C3-PFBSR	4.01R	127R	50 - 150R	
13C3-PFHXR	4.01R	125R	50 - 150R	
13C8-PFOAR	4.01R	136R	50 - 150R	
13C2-4:2FTSR	8.01R	133R	50 - 150R	
13C2-6:2FTSR	8.01R	120R	50 - 150R	
13C2-8:2FTSR	8.01R	136R	50 - 150R	
13C8-PFOAR	4.01R	99.4R	50 - 150R	
D3-NMEFOSAR	4.01R	78.3R	50 - 150R	
D5-NETFOSAR	4.01R	93.5R	50 - 150R	
D3-NMEFOSAAR	8.01R	106R	50 - 150R	
D5-NETFOSAAR	8.01R	121R	50 - 150R	
D7-NMEFOSER	40.1R	93.5R	50 - 150R	
D9-NETFOSER	40.1R	98.2R	50 - 150R	
13C3-HFPO-DAR	16.0R	88.3R	50 - 150R	

## SURROGATE SUMMARY SHEET

Table B-15R

Client:R Tidewater, Inc.R  
 Work Order:R 22L0005R  
 Project:R NASA JPLR

Surrogate CompoundR	Spike levelR	% Recovery	RecoveryR LimitsR	QR
<b>Blank (BBL0032-BLK1) . ng/g wetR</b>				
				Lab File ID: S2022-12-09A (5)R
				Analyzed: 12/09/22 13:17R
13C4-PFBAR	15.8R	112R	50 - 150R	
13C5-PFPEAR	7.92R	105R	50 - 150R	
13C5-PFHXR	3.96R	118R	50 - 150R	
13C4-PFHPAR	3.96R	115R	50 - 150R	
13C8-PFOAR	3.96R	107R	50 - 150R	
13C9-PFNAR	1.98R	98.9R	50 - 150R	
13C6-PFDAR	1.98R	97.6R	50 - 150R	
13C7-PFUnAR	1.98R	93.9R	50 - 150R	
13C2-PFDOAR	1.98R	88.4R	50 - 150R	
13C2-PFTEDAR	1.98R	81.5R	50 - 150R	
13C3-PFBSR	3.96R	105R	50 - 150R	
13C3-PFHXR	3.96R	100R	50 - 150R	
13C8-PFOAR	3.96R	108R	50 - 150R	
13C2-4:2FTSR	7.92R	123R	50 - 150R	
13C2-6:2FTSR	7.92R	95.4R	50 - 150R	
13C2-8:2FTSR	7.92R	105R	50 - 150R	
13C8-PFOSAR	3.96R	87.1R	50 - 150R	
D3-NMEFOSAR	3.96R	62.2R	50 - 150R	
D5-NETFOSAR	3.96R	66.5R	50 - 150R	
D3-NMEFOSAAR	7.92R	107R	50 - 150R	
D5-NETFOSAAR	7.92R	124R	50 - 150R	
D7-NMEFOSER	39.6R	65.9R	50 - 150R	
D9-NETFOSER	39.6R	68.5R	50 - 150R	
13C3-HFPO-DAR	15.8R	112R	50 - 150R	

## SURROGATE SUMMARY SHEET R

## Table B-15R

Client:R Tidewater, Inc.R  
 Work Order:R 22L0005R  
 Project:R NASA JPLR

Surrogate CompoundR	Spike levelR	% Recovery	RecoveryR LimitsR	QR
LCS (BBL0032-BS1) . ng/g wetR				
				Lab File ID: S2022-12-09A (6)R
				Analyzed: 12/09/22 13:30R
13C4-PFBAR	15.1R	104R	50 - 150R	
13C5-PFPEAR	7.55R	99.8R	50 - 150R	
13C5-PFHXR	3.77R	110R	50 - 150R	
13C4-PFHPAR	3.77R	105R	50 - 150R	
13C8-PFOAR	3.77R	105R	50 - 150R	
13C9-PFNAR	1.89R	106R	50 - 150R	
13C6-PFDAR	1.89R	108R	50 - 150R	
13C7-PFUnAR	1.89R	115R	50 - 150R	
13C2-PFDOAR	1.89R	97.9R	50 - 150R	
13C2-PFTEDAR	1.89R	98.2R	50 - 150R	
13C3-PFBSR	3.77R	104R	50 - 150R	
13C3-PFHXR	3.77R	103R	50 - 150R	
13C8-PFOAR	3.77R	95.2R	50 - 150R	
13C2-4:2FTSR	7.55R	120R	50 - 150R	
13C2-6:2FTSR	7.55R	108R	50 - 150R	
13C2-8:2FTSR	7.55R	105R	50 - 150R	
13C8-PFOSAR	3.77R	89.8R	50 - 150R	
D3-NMEFOSAR	3.77R	66.8R	50 - 150R	
D5-NETFOSAR	3.77R	71.8R	50 - 150R	
D3-NMEFOSAAR	7.55R	101R	50 - 150R	
D5-NETFOSAAR	7.55R	122R	50 - 150R	
D7-NMEFOSER	37.7R	80.4R	50 - 150R	
D9-NETFOSER	37.7R	81.2R	50 - 150R	
13C3-HFPO-DAR	15.1R	109R	50 - 150R	

## SURROGATE SUMMARY SHEET R

## Table B-15R

Client:R Tidewater, Inc.R  
 Work Order:R 22L0005R  
 Project:R NASA JPLR

Surrogate CompoundR	Spike levelR	% Recovery	RecoveryR LimitsR	QR
<b>LCS Dup (BBL0032-BSD1.) ng/g wetR</b>				
				Lab File ID: S2022-12-09A (7)R
				Analyzed: 12/09/22 13:43R
13C4-PFBAR	15.7R	110R	50 - 150R	
13C5-PFPEAR	7.84R	95.1R	50 - 150R	
13C5-PFHXR	3.92R	116R	50 - 150R	
13C4-PFHPAR	3.92R	113R	50 - 150R	
13C8-PFOAR	3.92R	113R	50 - 150R	
13C9-PFNAR	1.96R	134R	50 - 150R	
13C6-PFDAR	1.96R	107R	50 - 150R	
13C7-PFUnAR	1.96R	114R	50 - 150R	
13C2-PFDOAR	1.96R	87.7R	50 - 150R	
13C2-PFTEDAR	1.96R	86.1R	50 - 150R	
13C3-PFBSR	3.92R	103R	50 - 150R	
13C3-PFHXR	3.92R	99.9R	50 - 150R	
13C8-PFOSR	3.92R	107R	50 - 150R	
13C2-4:2FTSR	7.84R	118R	50 - 150R	
13C2-6:2FTSR	7.84R	101R	50 - 150R	
13C2-8:2FTSR	7.84R	111R	50 - 150R	
13C8-PFOSAR	3.92R	95.6R	50 - 150R	
D3-NMEFOSAR	3.92R	76.0R	50 - 150R	
D5-NETFOSAR	3.92R	82.2R	50 - 150R	
D3-NMEFOSAAR	7.84R	101R	50 - 150R	
D5-NETFOSAAR	7.84R	124R	50 - 150R	
D7-NMEFOSER	39.2R	84.7R	50 - 150R	
D9-NETFOSER	39.2R	89.9R	50 - 150R	
13C3-HFPO-DAR	15.7R	103R	50 - 150R	

## SURROGATE SUMMARY SHEET R

## Table B-15R

Client:R Tidewater, Inc.R  
 Work Order:R 22L0005R  
 Project:R NASA JPLR

Surrogate CompoundR	Spike levelR	% Recovery	RecoveryR LimitsR	QR
<b>MRL Check (BBL0032-MRL1 ) . ng/g wetR</b>				
				Lab File ID: S2022-12-09A (40)R
				Analyzed: 12/09/22 20:59R
13C4-PFBAR	14.7R	120R	50 - 150R	
13C5-PFPEAR	7.34R	97.9R	50 - 150R	
13C5-PFHXR	3.67R	116R	50 - 150R	
13C4-PFHPAR	3.67R	105R	50 - 150R	
13C8-PFOAR	3.67R	115R	50 - 150R	
13C9-PFNAR	1.83R	111R	50 - 150R	
13C6-PFDAR	1.83R	118R	50 - 150R	
13C7-PFUnAR	1.83R	131R	50 - 150R	
13C2-PFDOAR	1.83R	111R	50 - 150R	
13C2-PFTEDAR	1.83R	101R	50 - 150R	
13C3-PFBSR	3.67R	116R	50 - 150R	
13C3-PFHXR	3.67R	119R	50 - 150R	
13C8-PFOAR	3.67R	114R	50 - 150R	
13C2-4:2FTSR	7.34R	110R	50 - 150R	
13C2-6:2FTSR	7.34R	126R	50 - 150R	
13C2-8:2FTSR	7.34R	110R	50 - 150R	
13C8-PFOAR	3.67R	104R	50 - 150R	
D3-NMEFOSAR	3.67R	79.4R	50 - 150R	
D5-NETFOSAR	3.67R	87.2R	50 - 150R	
D3-NMEFOSAAR	7.34R	110R	50 - 150R	
D5-NETFOSAAR	7.34R	123R	50 - 150R	
D7-NMEFOSER	36.7R	94.1R	50 - 150R	
D9-NETFOSER	36.7R	92.9R	50 - 150R	
13C3-HFPO-DAR	14.7R	116R	50 - 150R	

## SURROGATE SUMMARY SHEET

## Table B-15R

Client:R Tidewater, Inc.R  
 Work Order:R 22L0005R  
 Project:R NASA JPLR

Surrogate CompoundR	Spike levelR	% Recovery	RecoveryR LimitsR	QR
<b>Matrix Spike (BBL0032-MS1) . ng/g dryR</b>	Lab File ID: S2022-12-09A (8)R		Analyzed: 12/09/22 14:12R	
13C4-PFBAR	17.4R	92.0R	50 - 150R	
13C5-PFPEAR	8.72R	78.0R	50 - 150R	
13C5-PFHXR	4.36R	94.0R	50 - 150R	
13C4-PFHPAR	4.36R	97.4R	50 - 150R	
13C8-PFOAR	4.36R	95.1R	50 - 150R	
13C9-PFNAR	2.18R	99.6R	50 - 150R	
13C6-PFDAR	2.18R	107R	50 - 150R	
13C7-PFUnAR	2.18R	112R	50 - 150R	
13C2-PFDOAR	2.18R	93.7R	50 - 150R	
13C2-PFTEDAR	2.18R	92.6R	50 - 150R	
13C3-PFBSR	4.36R	110R	50 - 150R	
13C3-PFHXR	4.36R	111R	50 - 150R	
13C8-PFOAR	4.36R	108R	50 - 150R	
13C2-4:2FTSR	8.72R	120R	50 - 150R	
13C2-6:2FTSR	8.72R	102R	50 - 150R	
13C2-8:2FTSR	8.72R	112R	50 - 150R	
13C8-PFOSAR	4.36R	83.5R	50 - 150R	
D3-NMEFOSAR	4.36R	64.4R	50 - 150R	
D5-NETFOSAR	4.36R	74.6R	50 - 150R	
D3-NMEFOSAAR	8.72R	101R	50 - 150R	
D5-NETFOSAAR	8.72R	120R	50 - 150R	
D7-NMEFOSER	43.6R	81.0R	50 - 150R	
D9-NETFOSER	43.6R	78.5R	50 - 150R	
13C3-HFPO-DAR	17.4R	88.3R	50 - 150R	

## SURROGATE SUMMARY SHEET R

## Table B-15R

Client:R Tidewater, Inc.R  
 Work Order:R 22L0005R  
 Project:R NASA JPLR

Surrogate CompoundR	Spike levelR	% Recovery	RecoveryR LimitsR	QR
<b>Matrix Spike Dup (BBL0032-MSD1) . ng/g dryR</b>	Lab File ID: S2022-12-09A (9)R		Analyzed: 12/09/22 14:25R	
13C4-PFBAR	17.1R	93.9R	50 - 150R	
13C5-PFPEAR	8.55R	78.1R	50 - 150R	
13C5-PFHXR	4.28R	90.8R	50 - 150R	
13C4-PFHPAR	4.28R	95.9R	50 - 150R	
13C8-PFOAR	4.28R	88.9R	50 - 150R	
13C9-PFNAR	2.14R	111R	50 - 150R	
13C6-PFDAR	2.14R	98.7R	50 - 150R	
13C7-PFUnAR	2.14R	108R	50 - 150R	
13C2-PFDOAR	2.14R	91.4R	50 - 150R	
13C2-PFTEDAR	2.14R	103R	50 - 150R	
13C3-PFBSR	4.28R	115R	50 - 150R	
13C3-PFHXR	4.28R	107R	50 - 150R	
13C8-PFOAR	4.28R	124R	50 - 150R	
13C2-4:2FTSR	8.55R	122R	50 - 150R	
13C2-6:2FTSR	8.55R	104R	50 - 150R	
13C2-8:2FTSR	8.55R	116R	50 - 150R	
13C8-PFOSAR	4.28R	79.5R	50 - 150R	
D3-NMEFOSAR	4.28R	68.1R	50 - 150R	
D5-NETFOSAR	4.28R	69.2R	50 - 150R	
D3-NMEFOSAAR	8.55R	115R	50 - 150R	
D5-NETFOSAAR	8.55R	150R	50 - 150R	
D7-NMEFOSER	42.8R	81.5R	50 - 150R	
D9-NETFOSER	42.8R	87.6R	50 - 150R	
13C3-HFPO-DAR	17.1R	92.4R	50 - 150R	

## SURROGATE SUMMARY SHEET

## Table B-15R

Client:R Tidewater, Inc.R  
 Work Order:R 22L0005R  
 Project:R NASA JPLR

Surrogate CompoundR	Spike levelR	% Recovery	RecoveryR LimitsR	QR
<b>Field Blank (22L0005-15 ) . ng/LR</b>				
				Lab File ID: S2022-12-15C (17)R
				Analyzed: 12/16/22 03:23R
13C4-PFBAR	338R	94.4R	50 - 150R	
13C5-PFPEAR	169R	91.8R	50 - 150R	
13C5-PFHXR	84.6R	86.6R	50 - 150R	
13C4-PFHPAR	84.6R	87.7R	50 - 150R	
13C8-PFOAR	84.6R	101R	50 - 150R	
13C9-PFNAR	42.3R	99.1R	50 - 150R	
13C6-PFDAR	42.3R	92.7R	50 - 150R	
13C7-PFUnAR	42.3R	101R	50 - 150R	
13C2-PFDOAR	42.3R	93.0R	50 - 150R	
13C2-PFTEDAR	42.3R	108R	50 - 150R	
13C3-PFBSR	84.6R	114R	50 - 150R	
13C3-PFHXR	84.6R	96.1R	50 - 150R	
13C8-PFOAR	84.6R	88.3R	50 - 150R	
13C2-4:2FTSR	169R	113R	50 - 150R	
13C2-6:2FTSR	169R	118R	50 - 150R	
13C2-8:2FTSR	169R	104R	50 - 150R	
13C8-PFOAR	84.6R	97.6R	50 - 150R	
D3-NMEFOSAR	84.6R	70.6R	50 - 150R	
D5-NETFOSAR	84.6R	78.3R	50 - 150R	
D3-NMEFOSAAR	169R	88.9R	50 - 150R	
D5-NETFOSAAR	169R	102R	50 - 150R	
D7-NMEFOSER	846R	97.8R	50 - 150R	
D9-NETFOSER	846R	97.3R	50 - 150R	
13C3-HFPO-DAR	338R	87.7R	50 - 150R	

## SURROGATE SUMMARY SHEET

Table B-15R

Client:R Tidewater, Inc.R  
 Work Order:R 22L0005R  
 Project:R NASA JPLR

Surrogate CompoundR	Spike levelR	% Recovery	RecoveryR LimitsR	QR
<b>Blank (BBL0249-BLK1) . ng/LR</b>				
				Lab File ID: S2022-12-15C (5)R
				Analyzed: 12/16/22 00:51R
13C4-PFBAR	320R	80.3R	50 - 150R	
13C5-PFPEAR	160R	81.6R	50 - 150R	
13C5-PFHXR	80.0R	78.5R	50 - 150R	
13C4-PFHPAR	80.0R	76.9R	50 - 150R	
13C8-PFOAR	80.0R	75.6R	50 - 150R	
13C9-PFNAR	40.0R	90.9R	50 - 150R	
13C6-PFDAR	40.0R	76.3R	50 - 150R	
13C7-PFUnAR	40.0R	91.6R	50 - 150R	
13C2-PFDOAR	40.0R	69.7R	50 - 150R	
13C2-PFTEDAR	40.0R	75.1R	50 - 150R	
13C3-PFBSR	80.0R	83.5R	50 - 150R	
13C3-PFHXR	80.0R	84.0R	50 - 150R	
13C8-PFOSR	80.0R	82.2R	50 - 150R	
13C2-4:2FTSR	160R	95.3R	50 - 150R	
13C2-6:2FTSR	160R	88.7R	50 - 150R	
13C2-8:2FTSR	160R	84.9R	50 - 150R	
13C8-PFOSAR	80.0R	94.0R	50 - 150R	
D3-NMEFOSAR	80.0R	63.8R	50 - 150R	
D5-NETFOSAR	80.0R	54.6R	50 - 150R	
D3-NMEFOSAAR	160R	93.9R	50 - 150R	
D5-NETFOSAAR	160R	118R	50 - 150R	
D7-NMEFOSER	800R	88.2R	50 - 150R	
D9-NETFOSER	800R	81.2R	50 - 150R	
13C3-HFPO-DAR	320R	87.2R	50 - 150R	

## SURROGATE SUMMARY SHEET

## Table B-15R

Client:R Tidewater, Inc.R  
 Work Order:R 22L0005R  
 Project:R NASA JPLR

Surrogate CompoundR	Spike levelR	% Recovery	RecoveryR LimitsR	QR
<b>LCS (BBL0249-BS1) . ng/LR</b>	Lab File ID: S2022-12-15C (6)R		Analyzed: 12/16/22 01:03R	
13C4-PFBAR	320R	92.0R	50 - 150R	
13C5-PFPEAR	160R	80.9R	50 - 150R	
13C5-PFHXR	80.0R	85.1R	50 - 150R	
13C4-PFHPAR	80.0R	79.3R	50 - 150R	
13C8-PFOAR	80.0R	88.3R	50 - 150R	
13C9-PFNAR	40.0R	78.4R	50 - 150R	
13C6-PFDAR	40.0R	90.7R	50 - 150R	
13C7-PFUnAR	40.0R	87.0R	50 - 150R	
13C2-PFDOAR	40.0R	97.1R	50 - 150R	
13C2-PFTEDAR	40.0R	97.1R	50 - 150R	
13C3-PFBSR	80.0R	91.6R	50 - 150R	
13C3-PFHXR	80.0R	99.7R	50 - 150R	
13C8-PFOAR	80.0R	93.0R	50 - 150R	
13C2-4:2FTSR	160R	96.5R	50 - 150R	
13C2-6:2FTSR	160R	89.8R	50 - 150R	
13C2-8:2FTSR	160R	78.6R	50 - 150R	
13C8-PFOSAR	80.0R	99.2R	50 - 150R	
D3-NMEFOSAR	80.0R	65.0R	50 - 150R	
D5-NETFOSAR	80.0R	56.2R	50 - 150R	
D3-NMEFOSAAR	160R	88.7R	50 - 150R	
D5-NETFOSAAR	160R	106R	50 - 150R	
D7-NMEFOSER	800R	88.9R	50 - 150R	
D9-NETFOSER	800R	82.6R	50 - 150R	
13C3-HFPO-DAR	320R	82.8R	50 - 150R	

## SURROGATE SUMMARY SHEET R

Table B-15R

Client:R Tidewater, Inc.R

Work Order:R 22L0005R

Project:R NASA JPLR

Surrogate CompoundR	Spike levelR	% Recovery	RecoveryR LimitsR	QR
<b>LCS Dup (BBL0249-BSD1) . ng/LR</b>				
				Lab File ID: S2022-12-15C (7)R
				Analyzed: 12/16/22 01:16R
13C4-PFBAR	320R	89.9R	50 - 150R	
13C5-PFPEAR	160R	90.4R	50 - 150R	
13C5-PFHXR	80.0R	92.9R	50 - 150R	
13C4-PFHPAR	80.0R	92.3R	50 - 150R	
13C8-PFOAR	80.0R	84.4R	50 - 150R	
13C9-PFNAR	40.0R	86.7R	50 - 150R	
13C6-PFDAR	40.0R	100R	50 - 150R	
13C7-PFUnAR	40.0R	92.0R	50 - 150R	
13C2-PFDOAR	40.0R	95.8R	50 - 150R	
13C2-PFTEDAR	40.0R	111R	50 - 150R	
13C3-PFBSR	80.0R	87.5R	50 - 150R	
13C3-PFHXR	80.0R	92.1R	50 - 150R	
13C8-PFOAR	80.0R	90.7R	50 - 150R	
13C2-4:2FTSR	160R	98.5R	50 - 150R	
13C2-6:2FTSR	160R	94.1R	50 - 150R	
13C2-8:2FTSR	160R	85.6R	50 - 150R	
13C8-PFOAR	80.0R	87.9R	50 - 150R	
D3-NMEFOSAR	80.0R	43.7R	50 - 150R	*R
D5-NETFOSAR	80.0R	41.3R	50 - 150R	*R
D3-NMEFOSAAR	160R	87.6R	50 - 150R	
D5-NETFOSAAR	160R	103R	50 - 150R	
D7-NMEFOSEAR	800R	75.3R	50 - 150R	
D9-NETFOSER	800R	69.0R	50 - 150R	
13C3-HFPO-DAR	320R	92.0R	50 - 150R	

## SURROGATE SUMMARY SHEET

## Table B-15R

Client:R Tidewater, Inc.R  
 Work Order:R 22L0005R  
 Project:R NASA JPLR

Surrogate CompoundR	Spike levelR	% Recovery	RecoveryR LimitsR	QR
<b>MRL Check (BBL0249-MRL1 ) . ng/LR</b>				
				Lab File ID: S2022-12-15C (8)R
				Analyzed: 12/16/22 01:29R
13C4-PFBAR	320R	87.6R	50 - 150R	
13C5-PFPEAR	160R	85.0R	50 - 150R	
13C5-PFHXR	80.0R	78.0R	50 - 150R	
13C4-PFHPAR	80.0R	82.8R	50 - 150R	
13C8-PFOAR	80.0R	94.5R	50 - 150R	
13C9-PFNAR	40.0R	79.9R	50 - 150R	
13C6-PFDAR	40.0R	83.4R	50 - 150R	
13C7-PFUnAR	40.0R	90.0R	50 - 150R	
13C2-PFDOAR	40.0R	92.2R	50 - 150R	
13C2-PFTEDAR	40.0R	105R	50 - 150R	
13C3-PFBSR	80.0R	97.7R	50 - 150R	
13C3-PFHXR	80.0R	100R	50 - 150R	
13C8-PFOAR	80.0R	86.4R	50 - 150R	
13C2-4:2FTSR	160R	108R	50 - 150R	
13C2-6:2FTSR	160R	101R	50 - 150R	
13C2-8:2FTSR	160R	95.6R	50 - 150R	
13C8-PFOAR	80.0R	89.7R	50 - 150R	
D3-NMEFOSAR	80.0R	60.9R	50 - 150R	
D5-NETFOSAR	80.0R	54.4R	50 - 150R	
D3-NMEFOSAAR	160R	80.5R	50 - 150R	
D5-NETFOSAAR	160R	90.7R	50 - 150R	
D7-NMEFOSER	800R	75.3R	50 - 150R	
D9-NETFOSER	800R	76.9R	50 - 150R	
13C3-HFPO-DAR	320R	90.3R	50 - 150R	

## SURROGATE SUMMARY SHEET R

## Table B-15R

Client:R Tidewater, Inc.R  
 Work Order:R 22L0005R  
 Project:R NASA JPLR

Surrogate CompoundR	Spike levelR	% Recovery	RecoveryR LimitsR	QR
<b>EQP-1-SOIL (22L0005-16RE2) . ng/LR</b>	Lab File ID: S2022-12-29C (15)R			Analyzed: 12/30/22 07:03R
13C4-PFBAR	51.4R	90.9R	50 - 150R	
13C5-PFPEAR	25.7R	91.1R	50 - 150R	
13C5-PFHXR	12.8R	89.9R	50 - 150R	
13C4-PFHPAR	12.8R	89.1R	50 - 150R	
13C8-PFOAR	12.8R	83.7R	50 - 150R	
13C9-PFNAR	6.42R	87.6R	50 - 150R	
13C6-PFDAR	6.42R	89.4R	50 - 150R	
13C7-PFUnAR	6.42R	77.5R	50 - 150R	
13C2-PFDOAR	6.42R	73.4R	50 - 150R	
13C2-PFTEDAR	6.42R	77.5R	50 - 150R	
13C3-PFBSR	12.8R	101R	50 - 150R	
13C3-PFHXR	12.8R	84.8R	50 - 150R	
13C8-PFOAR	12.8R	88.3R	50 - 150R	
13C2-4:2FTSR	25.7R	138R	50 - 150R	
13C2-6:2FTSR	25.7R	124R	50 - 150R	
13C2-8:2FTSR	25.7R	106R	50 - 150R	
13C8-PFOAR	12.8R	89.2R	50 - 150R	
D3-NMEFOSAR	12.8R	52.9R	50 - 150R	
D5-NETFOSAR	12.8R	47.5R	50 - 150R	*R
D3-NMEFOSAAR	25.7R	85.2R	50 - 150R	
D5-NETFOSAAR	25.7R	78.0R	50 - 150R	
D7-NMEFOSEAR	128R	84.8R	50 - 150R	
D9-NETFOSER	128R	87.5R	50 - 150R	
13C3-HFPO-DAR	51.4R	90.5R	50 - 150R	
<b>EQP-1-SOIL (22L0005-16RE3) . ng/LR</b>	Lab File ID: S2022-12-29C (16)R			Analyzed: 12/30/22 07:15R
D5-NETFOSAR	12.8R	64.2R	50 - 150R	

## SURROGATE SUMMARY SHEET R

## Table B-15R

Client:R Tidewater, Inc.R  
 Work Order:R 22L0005R  
 Project:R NASA JPLR

Surrogate CompoundR	Spike levelR	% Recovery	RecoveryR LimitsR	QR
<b>Blank (BBL0371-BLK1) . ng/LR</b>	Lab File ID: S2022-12-29C (7)R		Analyzed: 12/30/22 05:19R	
13C4-PFBAR	64.0R	90.6R	50 - 150R	
13C5-PFPEAR	32.0R	92.6R	50 - 150R	
13C5-PFHXR	16.0R	86.0R	50 - 150R	
13C4-PFHPAR	16.0R	94.4R	50 - 150R	
13C8-PFOAR	16.0R	82.5R	50 - 150R	
13C9-PFNAR	8.00R	87.5R	50 - 150R	
13C6-PFDAR	8.00R	85.2R	50 - 150R	
13C7-PFUnAR	8.00R	87.8R	50 - 150R	
13C2-PFDOAR	8.00R	87.9R	50 - 150R	
13C2-PFTEDAR	8.00R	84.1R	50 - 150R	
13C3-PFBSR	16.0R	97.1R	50 - 150R	
13C3-PFHXR	16.0R	88.2R	50 - 150R	
13C8-PFOAR	16.0R	87.4R	50 - 150R	
13C2-4:2FTSR	32.0R	130R	50 - 150R	
13C2-6:2FTSR	32.0R	112R	50 - 150R	
13C2-8:2FTSR	32.0R	86.8R	50 - 150R	
13C8-PFOSAR	16.0R	89.1R	50 - 150R	
D3-NMEFOSAR	16.0R	31.8R	50 - 150R	*R
D5-NETFOSAR	16.0R	26.6R	50 - 150R	*R
D3-NMEFOSAAR	32.0R	73.0R	50 - 150R	
D5-NETFOSAAR	32.0R	73.6R	50 - 150R	
D7-NMEFOSER	160R	65.7R	50 - 150R	
D9-NETFOSER	160R	64.7R	50 - 150R	
13C3-HFPO-DAR	64.0R	89.9R	50 - 150R	

## SURROGATE SUMMARY SHEET R

## Table B-15R

Client:R Tidewater, Inc.R  
 Work Order:R 22L0005R  
 Project:R NASA JPLR

Surrogate CompoundR	Spike levelR	% Recovery	RecoveryR LimitsR	QR
<b>LCS (BBL0371-BS1) . ng/LR</b>	Lab File ID: S2022-12-29C (8)R		Analyzed: 12/30/22 05:32R	
13C4-PFBAR	64.0R	93.4R	50 - 150R	
13C5-PFPEAR	32.0R	90.4R	50 - 150R	
13C5-PFHXR	16.0R	88.9R	50 - 150R	
13C4-PFHPAR	16.0R	86.0R	50 - 150R	
13C8-PFOAR	16.0R	84.1R	50 - 150R	
13C9-PFNAR	8.00R	81.0R	50 - 150R	
13C6-PFDAR	8.00R	91.5R	50 - 150R	
13C7-PFUnAR	8.00R	99.3R	50 - 150R	
13C2-PFDOAR	8.00R	98.7R	50 - 150R	
13C2-PFTEDAR	8.00R	93.6R	50 - 150R	
13C3-PFBSR	16.0R	98.4R	50 - 150R	
13C3-PFHXR	16.0R	86.4R	50 - 150R	
13C8-PFOAR	16.0R	92.1R	50 - 150R	
13C2-4:2FTSR	32.0R	119R	50 - 150R	
13C2-6:2FTSR	32.0R	100R	50 - 150R	
13C2-8:2FTSR	32.0R	84.7R	50 - 150R	
13C8-PFOAR	16.0R	98.7R	50 - 150R	
D3-NMEFOSAR	16.0R	35.4R	50 - 150R	*R
D5-NETFOSAR	16.0R	32.5R	50 - 150R	*R
D3-NMEFOSAAR	32.0R	85.4R	50 - 150R	
D5-NETFOSAAR	32.0R	109R	50 - 150R	
D7-NMEFOSER	160R	89.8R	50 - 150R	
D9-NETFOSER	160R	91.7R	50 - 150R	
13C3-HFPO-DAR	64.0R	81.4R	50 - 150R	

## SURROGATE SUMMARY SHEET

## Table B-15R

Client:R Tidewater, Inc.R  
 Work Order:R 22L0005R  
 Project:R NASA JPLR

Surrogate CompoundR	Spike levelR	% Recovery	RecoveryR LimitsR	QR
<b>LCS Dup (BBL0371-BSD1.) ng/LR</b>	Lab File ID: S2022-12-29C (9)R		Analyzed: 12/30/22 05:45R	
13C4-PFBAR	64.0R	86.4R	50 - 150R	
13C5-PFPEAR	32.0R	95.2R	50 - 150R	
13C5-PFHXR	16.0R	88.6R	50 - 150R	
13C4-PFHPAR	16.0R	94.5R	50 - 150R	
13C8-PFOAR	16.0R	92.4R	50 - 150R	
13C9-PFNAR	8.00R	81.7R	50 - 150R	
13C6-PFDAR	8.00R	89.5R	50 - 150R	
13C7-PFUnAR	8.00R	97.9R	50 - 150R	
13C2-PFDOAR	8.00R	117R	50 - 150R	
13C2-PFTEDAR	8.00R	78.4R	50 - 150R	
13C3-PFBSR	16.0R	88.2R	50 - 150R	
13C3-PFHXR	16.0R	87.1R	50 - 150R	
13C8-PFOAR	16.0R	88.3R	50 - 150R	
13C2-4:2FTSR	32.0R	122R	50 - 150R	
13C2-6:2FTSR	32.0R	106R	50 - 150R	
13C2-8:2FTSR	32.0R	84.0R	50 - 150R	
13C8-PFOSAR	16.0R	95.4R	50 - 150R	
D3-NMEFOSAR	16.0R	46.8R	50 - 150R	*R
D5-NETFOSAR	16.0R	39.2R	50 - 150R	*R
D3-NMEFOSAAR	32.0R	82.8R	50 - 150R	
D5-NETFOSAAR	32.0R	92.2R	50 - 150R	
D7-NMEFOSEAR	160R	69.0R	50 - 150R	
D9-NETFOSER	160R	66.4R	50 - 150R	
13C3-HFPO-DAR	64.0R	88.8R	50 - 150R	

## SURROGATE SUMMARY SHEET R

## Table B-15R

Client:R Tidewater, Inc.R  
 Work Order:R 22L0005R  
 Project:R NASA JPLR

Surrogate CompoundR	Spike levelR	% Recovery	RecoveryR LimitsR	QR
<b>MRL Check (BBL0371-MRL1 ) . ng/LR</b>	Lab File ID: S2022-12-29C (10)R		Analyzed: 12/30/22 05:58R	
13C4-PFBAR	64.0R	85.5R	50 - 150R	
13C5-PFPEAR	32.0R	92.4R	50 - 150R	
13C5-PFHXR	16.0R	89.7R	50 - 150R	
13C4-PFHPAR	16.0R	80.2R	50 - 150R	
13C8-PFOAR	16.0R	83.4R	50 - 150R	
13C9-PFNAR	8.00R	92.2R	50 - 150R	
13C6-PFDAR	8.00R	77.5R	50 - 150R	
13C7-PFUnAR	8.00R	97.0R	50 - 150R	
13C2-PFDOAR	8.00R	103R	50 - 150R	
13C2-PFTEDAR	8.00R	86.8R	50 - 150R	
13C3-PFBSR	16.0R	99.5R	50 - 150R	
13C3-PFHXR	16.0R	89.8R	50 - 150R	
13C8-PFOAR	16.0R	101R	50 - 150R	
13C2-4:2FTSR	32.0R	123R	50 - 150R	
13C2-6:2FTSR	32.0R	108R	50 - 150R	
13C2-8:2FTSR	32.0R	86.0R	50 - 150R	
13C8-PFOAR	16.0R	107R	50 - 150R	
D3-NMEFOSAR	16.0R	47.2R	50 - 150R	*R
D5-NETFOSAR	16.0R	50.3R	50 - 150R	
D3-NMEFOSAAR	32.0R	96.8R	50 - 150R	
D5-NETFOSAAR	32.0R	111R	50 - 150R	
D7-NMEFOSEAR	160R	82.1R	50 - 150R	
D9-NETFOSER	160R	76.8R	50 - 150R	
13C3-HFPO-DAR	64.0R	83.7R	50 - 150R	

## METHOD BLANK SUMMARY

## able B-15T

Laboratory:T APPL, LLC Work Order:T 22L0005T  
 Client:T idewater, Inc.T Project:T NASA JPLT  
 Blank ID:T BBL0032-BLK1T Batch:T BBL0032T Prepared:T 12/01/2022 14:45/

Client Sample IDT	Laboratory Sample IDT	Lab File ID	Time AnalyzedT
LCST	BBL0032-BS1T	S2022-12-09A (6)T	13:30T
LCS DupT	BBL0032-BSD1T	S2022-12-09A (7)T	13:43T
Matrix SpikeT	BBL0032-MS1T	S2022-12-09A (8)T	14:12T
Matrix Spike DupT	BBL0032-MSD1T	S2022-12-09A (9)T	14:25T
SB-1-0.5-113022T	22L0005-01T	S2022-12-09A (10)T	14:38T
SB-1-2.0-113022T	22L0005-02T	S2022-12-09A (12)T	15:03T
DF 10T	22L0005-02RE1T	S2022-12-09A (13)T	15:16T
SB-2-0.5-113022T	22L0005-03T	S2022-12-09A (14)T	15:29T
SB-2-2.0-113022T	22L0005-04T	S2022-12-09A (16)T	15:54T
SB-3-0.5-113022T	22L0005-05T	S2022-12-09A (18)T	16:19T
SB-3-2.0-113022T	22L0005-06T	S2022-12-09A (20)T	16:45T
SB-4-0.5-113022T	22L0005-07T	S2022-12-09A (24)T	17:36T
SB-4-2.0-113022T	22L0005-08T	S2022-12-09A (26)T	18:01T
SB-5-0.5-113022T	22L0005-09T	S2022-12-09A (28)T	18:26T
SB-5-2.0-113022T	22L0005-10T	S2022-12-09A (30)T	18:52T
DUP-1-113022T	22L0005-11T	S2022-12-09A (32)T	19:17T
SB-6-0.5-113022T	22L0005-12T	S2022-12-09A (34)T	19:43T
DF 10T	22L0005-12RE1T	S2022-12-09A (35)T	19:55T
DUP-2-113022T	22L0005-13T	S2022-12-09A (36)T	20:08T
DF 10T	22L0005-13RE1T	S2022-12-09A (37)T	20:21T
SB-6-2.0-113022T	22L0005-14T	S2022-12-09A (38)T	20:34T
DF 10T	22L0005-14RE1T	S2022-12-09A (39)T	20:46T
MRL CheckT	BBL0032-MRL1T	S2022-12-09A (40)T	20:59T

# METHOD BLANK SUMMARY

## able B-15T

Laboratory:T APPL, LLC Work Order:T 22L0005T  
 Client:T idewater, Inc.T Project:T NASA JPLT  
 Blank ID:T BBL0249-BLK1T Batch:T BBL0249T Prepared:T 12/13/2022 09:44/

Client Sample IDT	Laboratory Sample IDT	Lab File ID	Time AnalyzedT
LCST	BBL0249-BS1T	S2022-12-15C (6)T	01:03T
LCS DupT	BBL0249-BSD1T	S2022-12-15C (7)T	01:16T
MRL CheckT	BBL0249-MRL1T	S2022-12-15C (8)T	01:29T
Field BlankT	22L0005-15T	S2022-12-15C (17)T	03:23T

## METHOD BLANK SUMMARY

able B-15T

Laboratory:T APPL, LLC Work Order:T 22L0005T  
 Client:T idewater, Inc.T Project:T NASA JPLT  
 Blank ID:T BBL0371-BLK1T Batch:T BBL0371T Prepared:T 12/19/2022 12:17/

Client Sample IDT	Laboratory Sample IDT	Lab File ID	Time AnalyzedT
LCST	BBL0371-BS1T	S2022-12-29C (8)T	05:32T
LCS DupT	BBL0371-BSD1T	S2022-12-29C (9)T	05:45T
MRL CheckT	BBL0371-MRL1T	S2022-12-29C (10)T	05:58T
EQP-1-SOILT	22L0005-16RE2T	S2022-12-29C (15)T	07:03T
DF 10T	22L0005-16RE3T	S2022-12-29C (16)T	07:15T

## ANALYSIS DATA SHEET

Blanka

Laboratory:a	APPL, LLCa	Work Order:a	22L0005a
Client:a	Tidewater, Inc.a	Project:a	NASA JPLa
Matrix:a	Solida	Laboratory ID:a	BBL0032-BLK1a
Sampled:a		Prepared:a	12/01/22 14:45a
Solids:a		Analyzed:a	12/09/22 13:17a
Batch:a	BBL0032a	Preparation:a	Table B-15a
Column:a	1a	Dilution:a	1a
		Sequence:a	SB03754a
		Calibration:a	2250016a
		Instrument:a	Saphira

COMPOUNDL	CONC. (ng/g wet)L	OQL	OD	DL	QL
PFBAa	0.40 Ua	0.99a	0.40a	0.099a	Ua
PFPEAa	0.40 Ua	0.99a	0.40a	0.15a	Ua
PFHXAa	0.40 Ua	0.99a	0.40a	0.099a	Ua
PFHPAa	0.40 Ua	0.99a	0.40a	0.099a	Ua
PFOAa	0.40 Ua	0.99a	0.40a	0.15a	Ua
PFNAa	0.40 Ua	0.99a	0.40a	0.099a	Ua
PFDAa	0.40 Ua	0.99a	0.40a	0.15a	Ua
PFUnAa	0.40 Ua	0.99a	0.40a	0.099a	Ua
PFDOAa	0.40 Ua	0.99a	0.40a	0.15a	Ua
PFTRDAa	0.40 Ua	0.99a	0.40a	0.099a	Ua
PFTEDAa	0.40 Ua	0.99a	0.40a	0.20a	Ua
PFBSa	0.40 Ua	0.99a	0.40a	0.099a	Ua
PFPESa	0.89 Ua	0.99a	0.89a	0.41a	Ua
PFHXSa	0.40 Ua	0.99a	0.40a	0.15a	Ua
PFHPSa	0.40 Ua	0.99a	0.40a	0.15a	Ua
PFOSa	0.40 Ua	0.99a	0.40a	0.099a	Ua
PFNSa	0.79 Ua	0.99a	0.79a	0.39a	Ua
PFDSa	0.40 Ua	0.99a	0.40a	0.20a	Ua
4:2FTSa	0.40 Ua	0.99a	0.40a	0.20a	Ua
6:2FTSa	0.40 Ua	0.99a	0.40a	0.20a	Ua
8:2FTSa	0.40 Ua	0.99a	0.40a	0.15a	Ua
PFOSAa	0.40 Ua	0.99a	0.40a	0.099a	Ua
NMeFOSAa	0.89 Ua	0.99a	0.89a	0.49a	Ua
NEtFOSAa	0.89 Ua	0.99a	0.89a	0.49a	Ua
NMeFOSAAa	0.40 Ua	0.99a	0.40a	0.20a	Ua
NEtFOSAAa	0.40 Ua	0.99a	0.40a	0.20a	Ua
NMeFOSEa	0.81 Ua	0.99a	0.81a	0.40a	Ua
NEtFOSEa	0.64 Ua	0.99a	0.64a	0.31a	Ua
HFPO-DAa	0.40 Ua	0.99a	0.40a	0.20a	Ua
ADONa	0.40 Ua	0.99a	0.40a	0.20a	Ua

**ANALYSIS DATA SHEETL**

Blanka

Laboratory:a	APPL, LLCa	Work Order:a	22L0005a
Client:a	Tidewater, Inc.a	Project:a	NASA JPLa
Matrix:a	Solida	Laboratory ID:a	BBL0032-BLK1a
Sampled:a		Prepared:a	12/01/22 14:45a
Solids:a		Preparation:a	Table B-15a
Batch:a	BBL0032a	Sequence:a	SB03754a
Column:a	1a	Calibration:a	2250016a
			Instrument:a Saphira
			File ID:a S2022-12-09A (5)a
			Analyzed:a 12/09/22 13:17a
			Dilution:a 1a

COMPOUNDL	CONC. (ng/g wet)L	OQL	OD	D	QL
9CL-PF3ONSa	0.40 Ua	0.99a	0.40a	0.20	Ua
11CL-PF3OUDSa	0.40 Ua	0.99a	0.40a	0.20	Ua

## ANALYSIS DATA SHEET

Blanka

Laboratory:a	APPL, LLCa	Work Order:a	22L0005a
Client:a	Tidewater, Inc.a	Project:a	NASA JPLa
Matrix:a	Watera	Laboratory ID:a	BBL0249-BLK1a
Sampled:a		Prepared:a	12/13/22 09:44a
Solids:a		Analyzed:a	12/16/22 00:51a
Batch:a	BBL0249a	Preparation:a	Table B-15a
Column:a	1a	Dilution:a	1a
		Sequence:a	SB03860a
		Calibration:a	2251019a
		Instrument:a	Saphira

COMPOUNDL	CONC. (ng/L)L	OQL	OD	DL	QL
PFBAa	1.0 Ua	16a	1.0a	0.25a	Ua
PFPEAa	1.0 Ua	8.0a	1.0a	0.31a	Ua
PFHXAa	1.0 Ua	4.0a	1.0a	0.32a	Ua
PFHPAa	1.0 Ua	4.0a	1.0a	0.25a	Ua
PFOAa	1.0 Ua	4.0a	1.0a	0.41a	Ua
PFNAa	1.0 Ua	4.0a	1.0a	0.25a	Ua
PFDAa	1.0 Ua	4.0a	1.0a	0.25a	Ua
PFUnAa	1.0 Ua	4.0a	1.0a	0.40a	Ua
PFDOAa	1.0 Ua	4.0a	1.0a	0.25a	Ua
PFTRDAa	1.0 Ua	4.0a	1.0a	0.29a	Ua
PFTEDAa	1.0 Ua	4.0a	1.0a	0.43a	Ua
PFBSa	1.0 Ua	4.0a	1.0a	0.25a	Ua
PFPEsa	1.0 Ua	4.0a	1.0a	0.29a	Ua
PFHXsa	1.0 Ua	4.0a	1.0a	0.25a	Ua
PFHPSa	1.0 Ua	4.0a	1.0a	0.28a	Ua
PFOSa	1.0 Ua	4.0a	1.0a	0.25a	Ua
PFNSa	2.0 Ua	4.0a	2.0a	1.2a	Ua
PFDSa	1.0 Ua	4.0a	1.0a	0.32a	Ua
4:2FTSa	2.0 Ua	16a	2.0a	0.54a	Ua
6:2FTSa	1.0 Ua	16a	1.0a	0.45a	Ua
8:2FTSa	3.0 Ua	16a	3.0a	1.0a	Ua
PFOSAa	1.0 Ua	16a	1.0a	0.25a	Ua
NMeFOSAa	10 Ua	16a	10a	4.9a	Ua
NEtFOSAa	10 Ua	16a	10a	4.9a	Ua
NMeFOSAAa	1.0 Ua	4.0a	1.0a	0.36a	Ua
NEtFOSAAa	1.0 Ua	4.0a	1.0a	0.25a	Ua
NMeFOSEa	6.0 Ua	16a	6.0a	3.0a	Ua
NEtFOSEa	6.0 Ua	16a	6.0a	3.0a	Ua
HFPO-DAa	5.0 Ua	8.0a	5.0a	2.4a	Ua
ADONa	3.0 Ua	8.0a	3.0a	1.8a	Ua

**ANALYSIS DATA SHEETL**

Blanka

Laboratory:a	APPL, LLCa	Work Order:a	22L0005a
Client:a	Tidewater, Inc.a	Project:a	NASA JPLa
Matrix:a	Watera	Laboratory ID:a	BBL0249-BLK1a
Sampled:a		Prepared:a	12/13/22 09:44a
Solids:a		Preparation:a	Table B-15a
Batch:a	BBL0249a	Sequence:a	SB03860a
Column:a	1a	Calibration:a	2251019a
			Instrument:a Saphira

COMPOUNDL	CONC. (ng/L)L	OQL	OD	D	QL
9CL-PF3ONSa	3.0 Ua	8.0a	3.0a	1.2	Ua
11CL-PF3OUDSa	3.0 Ua	8.0a	3.0a	1.2	Ua

## ANALYSIS DATA SHEET

Blanka

Laboratory:a	APPL, LLCa	Work Order:a	22L0005a
Client:a	Tidewater, Inc.a	Project:a	NASA JPLa
M trix:a	Watera	Laboratory ID:a	BBL0371-BLK1a
Sampled:a		Prepared:a	12/19/22 12:17a
Solids:a		Analyzed:a	12/30/22 05:19a
Batch:a	BBL0371a	Preparation:a	Table B-15a
Column:a	1a	Dilution:a	1a
		Sequence:a	SB04003a
		Calibration:a	2253011a
		Instrument:a	Saphira

COMPOUNDL	CONC. (ng/L)L	OQL	OD	DL	QL
PFBAa	0.20 Ua	3.2a	0.20a	0.050a	Ua
PFPEAa	0.20 Ua	1.6a	0.20a	0.062a	Ua
PFHXAa	0.20 Ua	0.80a	0.20a	0.064a	Ua
PFHPAa	0.20 Ua	0.80a	0.20a	0.050a	Ua
PFOAa	0.20 Ua	0.80a	0.20a	0.082a	Ua
PFNAa	0.20 Ua	0.80a	0.20a	0.050a	Ua
PFDAa	0.20 Ua	0.80a	0.20a	0.050a	Ua
PFUnAa	0.20 Ua	0.80a	0.20a	0.080a	Ua
PFDOAa	0.20 Ua	0.80a	0.20a	0.050a	Ua
PFTRDAa	0.20 Ua	0.80a	0.20a	0.058a	Ua
PFTEDAa	0.20 Ua	0.80a	0.20a	0.086a	Ua
PFBSa	0.20 Ua	0.80a	0.20a	0.050a	Ua
PFPESa	0.20 Ua	0.80a	0.20a	0.058a	Ua
PFHXSa	0.20 Ua	0.80a	0.20a	0.050a	Ua
PFHPSa	0.20 Ua	0.80a	0.20a	0.056a	Ua
PFOSa	0.20 Ua	0.80a	0.20a	0.050a	Ua
PFNSa	0.40 Ua	0.80a	0.40a	0.25a	Ua
PFDSa	0.20 Ua	0.80a	0.20a	0.064a	Ua
4:2FTSa	0.40 Ua	3.2a	0.40a	0.11a	Ua
6:2FTSa	0.20 Ua	3.2a	0.20a	0.090a	Ua
8:2FTSa	0.60 Ua	3.2a	0.60a	0.20a	Ua
PFOSAa	0.20 Ua	3.2a	0.20a	0.050a	Ua
NMeFOSAa	2.0 Ua	3.2a	2.0a	0.99a	Ua
NEtFOSAa	2.0 Ua	3.2a	2.0a	0.98a	Ua
NMeFOSAAa	0.20 Ua	0.80a	0.20a	0.072a	Ua
NEtFOSAAa	0.20 Ua	0.80a	0.20a	0.050a	Ua
NMeFOSEa	1.2 Ua	3.2a	1.2a	0.60a	Ua
NEtFOSEa	1.2 Ua	3.2a	1.2a	0.60a	Ua
HFPO-DAa	1.0 Ua	1.6a	1.0a	0.49a	Ua
ADONa	0.60 Ua	1.6a	0.60a	0.38a	Ua

**ANALYSIS DATA SHEETL**

Blanka

Laboratory:a	APPL, LLCa	Work Order:a	22L0005a
Client:a	Tidewater, Inc.a	Project:a	NASA JPLa
Matrix:a	Watera	Laboratory ID:a	BBL0371-BLK1a
Sampled:a		File ID:a	S2022-12-29C (7)a
Solids:a		Prepared:a	12/19/22 12:17a
Batch:a	BBL0371a	Analyzed:a	12/30/22 05:19a
Column:a	1a	Preparation:a	Table B-15a
		Dilution:a	1a
		Calibration:a	2253011a
		Instrument:a	Saphira

COMPOUNDL	CONC. (ng/L)L	OQL	OD	D	QL
9CL-PF3ONSa	0.60 Ua	1.6a	0.60a	0.24	Ua
11CL-PF3OUDSa	0.60 Ua	1.6a	0.60a	0.24	Ua

**LCS / LCS DUPLICATE RECOVERY**

Table B-15b

Laboratory:b	APPL, LLCb	Work Order:b	22L0005b
Client:b	Tidewater, Inc.b	Project:b	NASA JPLb
Matrix:b	Solidb	Preparation:b	Table B-15b
Batch:b	BBL0032b	Laboratory ID:b	BBL0032-BS1b
Column:b			

<b>ANALYTE</b>	<b>SPIKES ADDEDS (ng/g wet)S</b>	<b>LCS CONCENTRATIONS (ng/g wet)S</b>	<b>LCS S %S REC. S</b>	<b>QCS LIMITS REC.S</b>
PFBAb	7.55b	7.61b	101b	71 - 135b
PFPEAb	3.77b	3.51b	93.0b	69 - 132b
PFHXAb	1.89b	1.96b	104b	70 - 132b
PFHPAb	1.89b	2.05b	108b	71 - 131b
PFOAb	1.89b	2.00b	106b	69 - 133b
PFNAb	1.89b	1.87b	99.1b	72 - 129b
PFDAb	1.89b	1.72b	91.1b	69 - 133b
PFUnAb	1.89b	2.25b	119b	64 - 136b
PFDOAb	1.89b	2.06b	109b	69 - 135b
PFTRDAb	1.89b	1.95b	103b	66 - 139b
PFTEDAb	1.89b	1.87b	98.9b	69 - 133b
PFBSb	1.67b	1.71b	102b	72 - 128b
PFPEsb	1.77b	1.97b	111b	71 - 127b
PFHXSb	1.73b	1.80b	104b	67 - 130b
PFHPSb	1.80b	1.83b	102b	70 - 132b
PFOSb	1.75b	1.95b	111b	68 - 136b
PFNSb	1.81b	2.05b	113b	69 - 127b
PFDSb	1.82b	1.72b	94.6b	59 - 134b
4:2FTSb	7.08b	7.19b	102b	62 - 145b
6:2FTSb	7.17b	7.04b	98.2b	64 - 140b
8:2FTSb	7.25b	8.16b	113b	65 - 137b
PFOSAb	1.89b	1.96b	104b	67 - 137b
NMeFOSAb	7.55b	7.55b	100b	68 - 141b
NEtFOSAb	7.55b	7.10b	94.0b	70 - 130b
NMeFOSAAb	1.89b	1.72b	91.2b	63 - 144b
NEtFOSAAb	1.89b	1.96b	104b	61 - 139b
NMeFOSEb	7.55b	7.45b	98.7b	70 - 130b
NEtFOSEb	7.55b	7.25b	96.1b	70 - 130b
HFPO-DAb	3.77b	3.54b	93.9b	70 - 130b
ADONAb	3.57b	3.53b	99.1b	70 - 130b
9CL-PF3ONSb	3.53b	3.70b	105b	70 - 130b
11CL-PF3OUDSb	3.57b	3.21b	90.0b	70 - 130b

# LCS / LCS DUPLICATE RECOVERY

Table B-15b

Laboratory:b	APPL, LLCb	Work Order:b	22L0005
Client:b	Tidewater, Inc.b	Project:b	NASA JPLb
Matrix:b	Solidb	Preparation:b	Table B-15b
Batch:b	BBL0032b	Laboratory ID:b	BBL0032-BSD1b
Column:b			

ANALYTES	PIKES	LCSDS	LCSDS	S	QC LIMITS	
	ADDEDS (ng/g wet)S	CONCENTRATIONS (ng/g wet)S	%S REC. #S	%S RPD #S	RPDS	REC.S
PFBAb	7.84b	7.45b	95.0b	2.14b	30b	71 - 135b
PFPEAb	3.92b	3.92b	99.8b	11.0b	30b	69 - 132b
PFHXAb	1.96b	1.82b	92.8b	7.69b	30b	70 - 132b
PFHPAb	1.96b	1.91b	97.2b	7.15b	30b	71 - 131b
PFOAb	1.96b	1.93b	98.6b	3.62b	30b	69 - 133b
PFNAb	1.96b	1.77b	90.3b	5.44b	30b	72 - 129b
PFDAb	1.96b	2.02b	103b	16.3b	30b	69 - 133b
PFUnAb	1.96b	1.95b	99.5b	14.1b	30b	64 - 136b
PFDOAb	1.96b	2.32b	118b	11.8b	30b	69 - 135b
PFTRDAb	1.96b	2.05b	105b	5.08b	30b	66 - 139b
PFTEDAb	1.96b	2.17b	111b	15.3b	30b	69 - 133b
PFBSb	1.74b	1.70b	97.8b	0.484b	30b	72 - 128b
PFPEsb	1.84b	1.89b	103b	3.76b	30b	71 - 127b
PFHXsb	1.79b	1.87b	104b	3.77b	30b	67 - 130b
PFHPSb	1.87b	1.70b	90.8b	7.59b	30b	70 - 132b
PFOSb	1.82b	1.83b	100b	6.29b	30b	68 - 136b
PFNSb	1.88b	1.71b	90.8b	18.0b	30b	69 - 127b
PFDSb	1.89b	1.82b	96.2b	5.53b	30b	59 - 134b
4:2FTSb	7.35b	6.82b	92.7b	5.36b	30b	62 - 145b
6:2FTSb	7.45b	7.49b	100b	6.18b	30b	64 - 140b
8:2FTSb	7.53b	7.56b	100b	7.57b	30b	65 - 137b
PFOSAb	1.96b	1.73b	88.3b	12.4b	30b	67 - 137b
NMeFOSAb	7.84b	7.74b	98.7b	2.41b	30b	68 - 141b
NEtFOSAb	7.84b	7.15b	91.1b	0.694b	30b	70 - 130b
NMeFOSAAb	1.96b	2.09b	107b	19.5b	30b	63 - 144b
NEtFOSAAb	1.96b	1.93b	98.6b	1.16b	30b	61 - 139b
NMeFOSEb	7.84b	7.10b	90.6b	4.76b	30b	70 - 130b
NEtFOSEb	7.84b	8.07b	103b	10.6b	30b	70 - 130b
HFPO-DAb	3.92b	4.10b	105b	14.5b	30b	70 - 130b
ADONAb	3.71b	4.23b	114b	18.0b	30b	70 - 130b
9CL-PF3ONsb	3.67b	4.48b	122b	19.1b	30b	70 - 130b
11CL-PF3OUDsb	3.71b	3.85b	104b	18.0b	30b	70 - 130b

# LCS / LCS DUPLICATE RECOVERY

Table B-15b

Laboratory:b APPL, LLCb Work Order:b 22L0005b  
 Client:b Tidewater, Inc.b Project:b NASA JPLb  
 Matrix:b Waterb Preparation:b Table B-15b  
 Batch:b BBL0249b Laboratory ID:b BBL0249-BS1b  
 Column:b

ANALYTE	SPIKES ADDEDS (ng/L)S	LCS CONCENTRATIONS (ng/L)S	LCS S %S REC. S	QCS LIMITS REC.S
PFBAb	160b	190b	119b	73 - 129b
PFPEAb	80.0b	91.9b	115b	72 - 129b
PFHXAb	40.0b	40.8b	102b	72 - 129b
PFHPAb	40.0b	44.6b	112b	72 - 130b
PFOAb	40.0b	46.8b	117b	71 - 133b
PFNAb	40.0b	55.8b	140b *b	69 - 130b
PFDAb	40.0b	50.8b	127b	71 - 129b
PFUnAb	40.0b	53.5b	134b *b	69 - 133b
PFDOAb	40.0b	42.5b	106b	72 - 134b
PFTRDAb	40.0b	46.2b	116b	65 - 144b
PFTEDAb	40.0b	43.6b	109b	71 - 132b
PFBSb	35.4b	43.8b	124b	72 - 130b
PFPEsb	37.6b	39.8b	106b	71 - 127b
PFHXSb	36.6b	38.6b	105b	68 - 131b
PFHPSb	38.2b	42.7b	112b	69 - 134b
PFOSb	37.2b	44.7b	120b	65 - 140b
PFNSb	38.4b	47.0b	122b	69 - 127b
PFDSb	38.6b	46.2b	120b	53 - 142b
4:2FTSb	150b	182b	121b	63 - 143b
6:2FTSb	152b	179b	118b	64 - 140b
8:2FTSb	154b	216b	140b *b	67 - 138b
PFOSAb	40.0b	43.7b	109b	67 - 137b
NMeFOSAb	160b	195b	122b	68 - 141b
NEtFOSAb	160b	208b	130b	70 - 130b
NMeFOSAAb	40.0b	61.4b	153b *b	65 - 136b
NEtFOSAAb	40.0b	46.0b	115b	61 - 135b
NMeFOSEb	160b	182b	114b	70 - 130b
NEtFOSEb	160b	201b	126b	70 - 130b
HFPO-DAb	80.0b	85.2b	106b	44 - 175b
ADONAb	75.6b	84.8b	112b	61 - 169b
9CL-PF3ONsb	74.8b	89.1b	119b	62 - 140b
11CL-PF3OUDSb	75.6b	73.3b	97.0b	54 - 138b

**LCS / LCS DUPLICATE RECOVERY**

Table B-15b

Laboratory:b	APPL, LLCb	Work Order:b	22L0005
Client:b	Tidewater, Inc.b	Project:b	NASA JPLb
Matrix:b	Waterb	Preparation:b	Table B-15b
Batch:b	BBL0249b	Laboratory ID:b	BBL0249-BSD1b
Column:b			

ANALYTES	PIKES ADDEDS (ng/L)S	LCS DS CONCENTRATIONS (ng/L)S	LCS DS %S REC. #S	S %S RPD #S	QC LIMITS	
					RPDS	REC.S
PFBAb	160b	180b	113b	5.38b	30b	73 - 129b
PFPEAb	80.0b	91.0b	114b	0.987b	30b	72 - 129b
PFHXAb	40.0b	46.6b	116b	13.3b	30b	72 - 129b
PFHPAb	40.0b	47.4b	119b	5.99b	30b	72 - 130b
PFOAb	40.0b	47.9b	120b	2.41b	30b	71 - 133b
PFNAb	40.0b	49.1b	123b	12.8b	30b	69 - 130b
PFDAb	40.0b	40.3b	101b	23.0b	30b	71 - 129b
PFUnAb	40.0b	51.9b	130b	3.12b	30b	69 - 133b
PFDOAb	40.0b	44.2b	110b	3.92b	30b	72 - 134b
PFTRDAb	40.0b	56.1b	140b	19.2b	30b	65 - 144b
PFTEDAb	40.0b	35.3b	88.4b	20.9b	30b	71 - 132b
PFBSb	35.4b	40.4b	114b	8.07b	30b	72 - 130b
PFPEsb	37.6b	42.5b	113b	6.57b	30b	71 - 127b
PFHXSb	36.6b	41.4b	113b	7.14b	30b	68 - 131b
PFHPSb	38.2b	40.0b	105b	6.55b	30b	69 - 134b
PFOSb	37.2b	41.9b	113b	6.33b	30b	65 - 140b
PFNSb	38.4b	45.6b	119b	2.98b	30b	69 - 127b
PFDSb	38.6b	41.0b	106b	12.0b	30b	53 - 142b
4:2FTSb	150b	178b	119b	1.99b	30b	63 - 143b
6:2FTSb	152b	185b	121b	3.27b	30b	64 - 140b
8:2FTSb	154b	205b	133b	5.16b	30b	67 - 138b
PFOSAb	40.0b	45.4b	114b	3.86b	30b	67 - 137b
NMeFOSAb	160b	203b	127b	3.90b	30b	68 - 141b
NEtFOSAb	160b	175b	109b	17.0b	30b	70 - 130b
NMeFOSAAb	40.0b	48.5b	121b	23.3b	30b	65 - 136b
NEtFOSAAb	40.0b	44.9b	112b	2.51b	30b	61 - 135b
NMeFOSEb	160b	185b	116b	1.54b	30b	70 - 130b
NEtFOSEb	160b	204b	128b	1.61b	30b	70 - 130b
HFPO-DAb	80.0b	89.0b	111b	4.40b	30b	44 - 175b
ADONAb	75.6b	86.7b	115b	2.20b	30b	61 - 169b
9CL-PF3ONsb	74.8b	83.8b	112b	6.12b	30b	62 - 140b
11CL-PF3OUDsb	75.6b	81.4b	108b	10.5b	30b	54 - 138b

**LCS / LCS DUPLICATE RECOVERY**

Table B-15b

Laboratory:b	APPL, LLCb	Work Order:b	22L0005b
Client:b	Tidewater, Inc.b	Project:b	NASA JPLb
Matrix:b	Waterb	Preparation:b	Table B-15b
Batch:b	BBL0371b	Laboratory ID:b	BBL0371-BS1b
Column:b			

<b>ANALYTE</b>	<b>PIKES ADDEDS (ng/L)S</b>	<b>LCS CONCENTRATIONS (ng/L)S</b>	<b>LCS S %S REC. S</b>	<b>QCS LIMITS REC.S</b>
PFBAb	32.0b	27.3b	85.4b	73 - 129b
PFPEAb	16.0b	13.4b	83.9b	72 - 129b
PFHXAb	8.00b	6.42b	80.3b	72 - 129b
PFHPAb	8.00b	6.63b	82.8b	72 - 130b
PFOAb	8.00b	6.88b	86.0b	71 - 133b
PFNAb	8.00b	7.58b	94.8b	69 - 130b
PFDAb	8.00b	7.54b	94.3b	71 - 129b
PFUnAb	8.00b	5.73b	71.7b	69 - 133b
PFDOAb	8.00b	6.76b	84.5b	72 - 134b
PFTRDAb	8.00b	5.48b	68.5b	65 - 144b
PFTEDAb	8.00b	6.16b	77.0b	71 - 132b
PFBSb	7.08b	5.96b	84.1b	72 - 130b
PFPEsb	7.52b	6.52b	86.7b	71 - 127b
PFHXSb	7.32b	6.16b	84.2b	68 - 131b
PFHPSb	7.64b	6.08b	79.6b	69 - 134b
PFOSb	7.44b	6.89b	92.6b	65 - 140b
PFNSb	7.68b	6.66b	86.8b	69 - 127b
PFDSb	7.72b	6.45b	83.6b	53 - 142b
4:2FTSb	30.0b	26.7b	89.0b	63 - 143b
6:2FTSb	30.4b	27.9b	91.9b	64 - 140b
8:2FTSb	30.7b	25.0b	81.4b	67 - 138b
PFOSAb	8.00b	6.50b	81.3b	67 - 137b
NMeFOSAb	32.0b	31.1b	97.3b	68 - 141b
NEtFOSAb	32.0b	28.6b	89.3b	70 - 130b
NMeFOSAAb	8.00b	6.87b	85.9b	65 - 136b
NEtFOSAAb	8.00b	5.34b	66.7b	61 - 135b
NMeFOSEb	32.0b	28.6b	89.3b	70 - 130b
NEtFOSEb	32.0b	30.0b	93.7b	70 - 130b
HFPO-DAb	16.0b	14.0b	87.6b	44 - 175b
ADONAb	15.1b	13.3b	88.3b	61 - 169b
9CL-PF3ONSb	15.0b	13.2b	88.1b	62 - 140b
11CL-PF3OUDSb	15.1b	14.3b	94.7b	54 - 138b

# LCS / LCS DUPLICATE RECOVERY

Table B-15b

Laboratory:b APPL, LLCb Work Order:b 22L0005  
 Client:b Tidewater, Inc.b Project:b NASA JPLb  
 Matrix:b Waterb Preparation:b Table B-15b  
 Batch:b BBL0371b Laboratory ID:b BBL0371-BSD1b  
 Column:b

ANALYTES	PIKES ADDEDS (ng/L)S	LCSDS CONCENTRATIONS (ng/L)S	LCSDS %S REC. #S	S %S RPD #S	QC LIMITS	
					RPDS	REC.S
PFBAb	32.0b	29.4b	91.8b	7.21b	30b	73 - 129b
PFPEAb	16.0b	14.4b	90.2b	7.20b	30b	72 - 129b
PFHXAb	8.00b	6.75b	84.4b	5.03b	30b	72 - 129b
PFHPAb	8.00b	6.93b	86.6b	4.45b	30b	72 - 130b
PFOAb	8.00b	6.94b	86.7b	0.807b	30b	71 - 133b
PFNAb	8.00b	7.74b	96.8b	2.13b	30b	69 - 130b
PFDAb	8.00b	7.03b	87.8b	7.06b	30b	71 - 129b
PFUnAb	8.00b	7.10b	88.7b	21.3b	30b	69 - 133b
PFDOAb	8.00b	7.00b	87.5b	3.51b	30b	72 - 134b
PFTRDAb	8.00b	5.74b	71.8b	4.72b	30b	65 - 144b
PFTEDAb	8.00b	8.88b	111b	36.2b *b	30b	71 - 132b
PFBSb	7.08b	6.25b	88.3b	4.89b	30b	72 - 130b
PFPEsb	7.52b	7.19b	95.7b	9.81b	30b	71 - 127b
PFHXSb	7.32b	6.43b	87.9b	4.24b	30b	68 - 131b
PFHPSb	7.64b	6.71b	87.8b	9.84b	30b	69 - 134b
PFOSb	7.44b	6.59b	88.5b	4.45b	30b	65 - 140b
PFNSb	7.68b	7.14b	92.9b	6.88b	30b	69 - 127b
PFDSb	7.72b	7.12b	92.2b	9.76b	30b	53 - 142b
4:2FTSb	30.0b	26.0b	86.6b	2.74b	30b	63 - 143b
6:2FTSb	30.4b	26.0b	85.4b	7.32b	30b	64 - 140b
8:2FTSb	30.7b	26.8b	87.1b	6.72b	30b	67 - 138b
PFOSAb	8.00b	7.21b	90.2b	10.4b	30b	67 - 137b
NMeFOSAb	32.0b	27.2b	85.0b	13.5b	30b	68 - 141b
NEtFOSAb	32.0b	29.2b	91.2b	2.10b	30b	70 - 130b
NMeFOSAAb	8.00b	6.77b	84.6b	1.53b	30b	65 - 136b
NEtFOSAAb	8.00b	6.60b	82.5b	21.2b	30b	61 - 135b
NMeFOSEb	32.0b	27.8b	86.9b	2.68b	30b	70 - 130b
NEtFOSEb	32.0b	32.6b	102b	8.34b	30b	70 - 130b
HFPO-DAb	16.0b	13.2b	82.4b	6.18b	30b	44 - 175b
ADONAb	15.1b	14.1b	93.1b	5.29b	30b	61 - 169b
9CL-PF3ONsb	15.0b	13.0b	87.0b	1.19b	30b	62 - 140b
11CL-PF3OUDsb	15.1b	15.9b	105b	10.7b	30b	54 - 138b

**MATRIX SPIKE / MATRIX SPIKE DUPLICATE RECOVERYT**

SB-6-2.0-113022-

Laboratory:-	APPL, LLC-	Work Order:-	22L0005-
Client:-	Tidewater, Inc.-	Project:-	NASA JPL-
Matrix:-	Solid-	Analysis:-	Table B-15-
Batch:-	BBL0032-	Preparation:-	Table B-15-
% Solids:-	89.95-	Laboratory ID:-	BBL0032-MS1-
Column:-		Sample Lab ID:-	22L0005-14

ANALYTET	SPIKET ADDEDT (ng/g dry)T	SAMPLET CONCENTRATIONT (ng/g dry)T	MST CONCENTRATIONT (ng/g dry)T	MS T %T REC. T	QC LIMITST REC.T
PFBA-	8.72-	ND-	8.32-	95.5-	71 - 135-
PFPEA-	4.36-	ND-	4.35-	99.9-	69 - 132-
PFHXA-	2.18-	0.242-	2.26-	92.8-	70 - 132-
PFHPA-	2.18-	ND-	2.19-	101-	71 - 131-
PFOA-	2.18-	0.165-	2.40-	103-	69 - 133-
PFNA-	2.18-	ND-	2.15-	98.7-	72 - 129-
PFDA-	2.18-	ND-	1.99-	91.1-	69 - 133-
PFUnA-	2.18-	ND-	1.90-	87.0-	64 - 136-
PFDOA-	2.18-	ND-	2.22-	102-	69 - 135-
PFTRDA-	2.18-	ND-	2.27-	104-	66 - 139-
PFTEDA-	2.18-	ND-	2.00-	91.6-	69 - 133-
PFBS-	1.93-	ND-	2.04-	106-	72 - 128-
PFPEs-	2.05-	ND-	1.93-	94.2-	71 - 127-
PFHXS-	1.99-	2.39-	4.44-	103-	67 - 130-
PFHPS-	2.08-	ND-	2.36-	113-	70 - 132-
PFOS-	2.03-	125-	155-	1510- *_	68 - 136-
PFNS-	2.09-	1.51-	5.04-	168- *_	69 - 127-
PFDS-	2.10-	ND-	2.30-	109-	59 - 134-
4:2FTS-	8.17-	ND-	7.59-	92.9-	62 - 145-
6:2FTS-	8.28-	ND-	8.74-	106-	64 - 140-
8:2FTS-	8.37-	ND-	7.99-	95.4-	65 - 137-
PFOSA-	2.18-	ND-	2.25-	103-	67 - 137-
NMeFOSA-	8.72-	ND-	9.25-	106-	68 - 141-
NEtFOSA-	8.72-	ND-	8.07-	92.6-	70 - 130-
NMeFOSAA-	2.18-	ND-	2.18-	99.8-	63 - 144-
NEtFOSAA-	2.18-	ND-	2.30-	106-	61 - 139-
NMeFOSE-	8.72-	ND-	7.96-	91.3-	70 - 130-
NEtFOSE-	8.72-	ND-	8.98-	103-	70 - 130-
HFPO-DA-	4.36-	ND-	4.56-	105-	70 - 130-
ADONA-	4.12-	ND-	4.12-	99.9-	70 - 130-
9CL-PF3ONS-	4.08-	ND-	5.50-	135- *_	70 - 130-

**MATRIX SPIKE / MATRIX SPIKE DUPLICATE RECOVERY T**

SB-6-2.0-113022-

Laboratory:-	APPL, LLC-	Work Order:-	22L0005-
Client:-	Tidewater, Inc.-	Project:-	NASA JPL-
Matrix:-	Solid-	Analysis:-	Table B-15-
Batch:-	BBL0032-	Preparation:-	Table B-15-
% Solids:-	89.95-	Laboratory ID:-	BBL0032-MS1-
Column:-		Sample Lab ID:-	22L0005-14-

<b>ANALYTET</b>	<b>SPIKET ADDEDT (ng/g dry)T</b>	<b>SAMPLET CONCENTRATIONT (ng/g dry)T</b>	<b>MST CONCENTRATIONT (ng/g dry)T</b>	<b>MS T %T REC. T</b>	<b>QC LIMITST REC.T</b>
11CL-PF3OUDS-	4.12-	ND-	5.27-	128-	70 - 130-

**MATRIX SPIKE / MATRIX SPIKE DUPLICATE RECOVERYT**

SB-6-2.0-113022-

Laboratory:-	APPL, LLC-	Work Order:-	22L0005-
Client:-	Tidewater, Inc.-	Project:-	NASA JPL-
Matrix:-	Solid-	Analysis:-	Table B-15-
Batch:-	BBL0032-	Preparation:-	Table B-15-
% Solids:-	89.95-	Laboratory ID:-	BBL0032-MSD1-
Column:-		Sample Lab ID:-	22L0005-14-

ANALYTET	SPIKET ADDEDT (ng/g dry)T	MSDT CONCENTRATIONT (ng/g dry)T	MSD T	T	T QC LIMITST T	
			%T REC. #T	%T RPD T	RPDT	REC.T
PFBA-	8.55-	7.84-	91.7-	5.94-	30-	71 - 135-
PFPEA-	4.28-	4.25-	99.5-	2.33-	30-	69 - 132-
PFHXA-	2.14-	2.17-	90.1-	4.35-	30-	70 - 132-
PFHPA-	2.14-	2.01-	94.1-	8.65-	30-	71 - 131-
PFOA-	2.14-	2.24-	96.9-	7.25-	30-	69 - 133-
PFNA-	2.14-	1.95-	91.2-	9.82-	30-	72 - 129-
PFDA-	2.14-	1.80-	84.3-	9.79-	30-	69 - 133-
PFUnA-	2.14-	1.79-	83.8-	5.65-	30-	64 - 136-
PFDOA-	2.14-	2.31-	108-	3.65-	30-	69 - 135-
PFTRDA-	2.14-	2.16-	101-	5.13-	30-	66 - 139-
PFTEDA-	2.14-	1.60-	75.0-	21.9-	30-	69 - 133-
PFBS-	1.89-	1.74-	91.8-	15.8-	30-	72 - 128-
PFPEs-	2.01-	1.93-	96.1-	0.105-	30-	71 - 127-
PFHXS-	1.96-	3.89-	76.7-	13.1-	30-	67 - 130-
PFHPS-	2.04-	2.27-	111-	3.91-	30-	70 - 132-
PFOS-	1.99-	118	-367- *_	27.7-	30-	68 - 136
PFNS-	2.05-	3.51-	97.1-	35.9- *	30-	69 - 127-
PFDS-	2.06-	2.09-	101-	9.61-	30-	59 - 134-
4:2FTS-	8.02-	7.31-	91.2-	3.72-	30-	62 - 145-
6:2FTS-	8.12-	8.20-	101-	6.32-	30-	64 - 140-
8:2FTS-	8.21-	8.84-	108-	10.1-	30-	65 - 137-
PFOSA-	2.14-	2.05-	95.7-	9.49-	30-	67 - 137-
NMeFOSA-	8.55-	8.40-	98.2-	9.58-	30-	68 - 141-
NEtFOSA-	8.55-	8.18-	95.6-	1.28-	30-	70 - 130-
NMeFOSAA-	2.14-	2.02-	94.7-	7.17-	30-	63 - 144-
NEtFOSAA-	2.14-	1.95-	91.0-	16.9-	30-	61 - 139-
NMeFOSE-	8.55-	8.49-	99.2-	6.44-	30-	70 - 130-
NEtFOSE-	8.55-	8.04-	94.0-	11.0-	30-	70 - 130-

**MATRIX SPIKE / MATRIX SPIKE DUPLICATE RECOVERYT**

SB-6-2.0-113022-

Laboratory:-	APPL, LLC-	Work Order:-	22L0005-
Client:-	Tidewater, Inc.-	Project:-	NASA JPL-
Matrix:-	Solid-	Analysis:-	Table B-15-
Batch:-	BBL0032-	Preparation:-	Table B-15-
% Solids:-	89.95-	Laboratory ID:-	BBL0032-MSD1-
Column:-		Sample Lab ID:-	22L0005-14-

ANALYTET	SPIKET	MSDT	MSD T	T	T QC LIMITST T	
	ADDEDT (ng/g dry)T	CONCENTRATIONT (ng/g dry)T	%T REC. #T	%T RPD T	RPDT	REC.T
HFPO-DA-	4.28-	4.04-	94.6-	12.0-	30-	70 - 130-
ADONA-	4.04-	3.81-	94.3-	7.79-	30-	70 - 130-
9CL-PF3ONS-	4.00-	5.31-	133- *_	3.54-	30-	70 - 130
11CL-PF3OUDS-	4.04-	4.62-	114-	13.3-	30-	70 - 130-

# CALIBRATION SUMMARY

Analyte	( Q1 / Q3 )	Internal Standard	Multiplier	AcidFactor	Function	Qualifier
PFBA	( 212.9 / 169.0 )	13C4_PFBA_EIS	4.0000	1.0000	y = 0.38071 x (std. dev. = 0.01822) (weighting: None)	%RSE=4.8
PFPeA	( 262.9 / 219.0 )	13C5_PFPeA_EIS	2.0000	1.0000	y = 0.48065 x (std. dev. = 0.01779) (weighting: None)	%RSE=3.7
PFHxA	( 313.0 / 269.0 )	13C5_PFHxA_EIS	1.0000	1.0000	y = 0.50396 x (std. dev. = 0.02693) (weighting: None)	%RSE=5.3
PFHpA	( 363.0 / 319.0 )	13C4_PFHpA_EIS	1.0000	1.0000	y = 0.50649 x (std. dev. = 0.01605) (weighting: None)	%RSE=3.2
PFOA	( 413.0 / 369.0 )	13C8_PFOA_EIS	1.0000	1.0000	y = 0.51542 x (std. dev. = 0.03171) (weighting: None)	%RSE=6.2
PFNA	( 463.0 / 419.0 )	13C9_PFNA_EIS	1.0000	1.0000	y = 0.96408 x (std. dev. = 0.03914) (weighting: None)	%RSE=4.1
PFDA	( 513.0 / 469.0 )	13C6_PFDA_EIS	1.0000	1.0000	y = 1.01450 x (std. dev. = 0.08058) (weighting: None)	%RSE=7.9
PFUnA	( 563.0 / 519.0 )	13C7_PFUnA_EIS	1.0000	1.0000	y = 0.88030 x (std. dev. = 0.03872) (weighting: None)	%RSE=4.4
PFDaA	( 613.0 / 569.0 )	13C2_PFDaA_EIS	1.0000	1.0000	y = 0.92011 x (std. dev. = 0.07853) (weighting: None)	%RSE=8.5
PFTrDA	( 663.0 / 619.0 )	13C2_PFDaA_EIS	1.0000	1.0000	y = 0.80822 x (std. dev. = 0.09177) (weighting: None)	%RSE=11.4
PFTeDA	( 713.0 / 669.0 )	13C2_PFTeDA_EIS	1.0000	1.0000	y = 0.98573 x (std. dev. = 0.09828) (weighting: None)	%RSE=10.0
PFBS	( 298.9 / 80.0 )	13C3_PFBS_EIS	1.0000	0.8847	y = 0.27007 x (std. dev. = 0.01553) (weighting: None)	%RSE=5.7
PFPeS	( 349.0 / 80.0 )	13C3_PFHxS_EIS	1.0000	0.9384	y = 0.88715 x (std. dev. = 0.04559) (weighting: None)	%RSE=5.1
PFHxS	( 399.0 / 80.0 )	13C3_PFHxS_EIS	1.0000	0.9110	y = 0.76368 x (std. dev. = 0.04383) (weighting: None)	%RSE=5.7
PFHpS	( 449.0 / 80.0 )	13C8_PFOS_EIS	1.0000	0.9514	y = 0.43113 x (std. dev. = 0.03587) (weighting: None)	%RSE=8.3
PFOS	( 499.0 / 80.0 )	13C8_PFOS_EIS	1.0000	0.9275	y = 0.52064 x (std. dev. = 0.03219) (weighting: None)	%RSE=6.2
PFNS	( 549.0 / 80.0 )	13C8_PFOS_EIS	1.0000	0.9599	y = 0.63269 x (std. dev. = 0.06479) (weighting: None)	%RSE=10.2
PFDS	( 599.0 / 80.0 )	13C8_PFOS_EIS	1.0000	0.9631	y = 0.79503 x (std. dev. = 0.07164) (weighting: None)	%RSE=9.0
PFDoS	( 698.9 / 80.0 )	13C8_PFOS_EIS	1.0000	0.9696	y = 0.47468 x (std. dev. = 0.05089) (weighting: None)	%RSE=10.7
4:2FTS	( 327.0 / 307.0 )	13C2_4:2FTS_EIS	4.0000	0.9345	y = 3.26467 x (std. dev. = 0.22338) (weighting: None)	%RSE=6.8
6:2FTS	( 427.0 / 407.0 )	13C2_6:2FTS_EIS	4.0000	0.9490	y = 1.50542 x (std. dev. = 0.12080) (weighting: None)	%RSE=8.0
8:2FTS	( 527.0 / 507.0 )	13C2_8:2FTS_EIS	4.0000	0.9583	y = 1.50490 x (std. dev. = 0.23569) (weighting: None)	%RSE=15.7
PFOSA	( 498.0 / 78.0 )	13C8_PFOSA_EIS	1.0000	1.0000	y = 0.55528 x (std. dev. = 0.02645) (weighting: None)	%RSE=4.8
NMeFOSA	( 511.9 / 219.0 )	D3_NMeFOSA_EIS	4.0000	1.0000	y = 1.83821 x (std. dev. = 0.28178) (weighting: None)	%RSE=15.3
NEiFOSA	( 526.0 / 219.0 )	D5_NEiFOSA_EIS	4.0000	1.0000	y = 2.07124 x (std. dev. = 0.11528) (weighting: None)	%RSE=5.6
NMeFOSAA	( 570.0 / 419.0 )	D3_MeFOSAA_EIS	1.0000	1.0000	y = 0.21802 x (std. dev. = 0.02557) (weighting: None)	%RSE=11.7
NEiFOSAA	( 584.0 / 419.0 )	D5_EiFOSAA_EIS	1.0000	1.0000	y = 0.22942 x (std. dev. = 0.02519) (weighting: None)	%RSE=11.0
NMeFOSE	( 616.1 / 59.0 )	D7_NMeFOSE_EIS	4.0000	1.0000	y = 0.28119 x (std. dev. = 0.01599) (weighting: None)	%RSE=5.7
NEiFOSE	( 630.0 / 59.0 )	D9_NEiFOSE_EIS	4.0000	1.0000	y = 0.13695 x (std. dev. = 0.01131) (weighting: None)	%RSE=8.3
HFPO-DA	( 285.0 / 169.0 )	13C3_HFPODA_EIS	2.0000	1.0000	y = 0.16604 x (std. dev. = 0.00987) (weighting: None)	%RSE=5.9
ADONA	( 377.0 / 85.0 )	13C3_HFPODA_EIS	2.0000	0.9427	y = 0.63291 x (std. dev. = 0.03582) (weighting: None)	%RSE=5.7
9Cl-Pf3ONS	( 531.0 / 351.0 )	13C3_HFPODA_EIS	2.0000	0.9333	y = 1.72419 x (std. dev. = 0.22146) (weighting: None)	%RSE=12.8
11Cl-Pf3OUDS	( 631.0 / 451.0 )	13C3_HFPODA_EIS	2.0000	0.9432	y = 1.19895 x (std. dev. = 0.08727) (weighting: None)	%RSE=7.3
3:3FTCA	( 241.0 / 177.0 )	13C5_PFPeA_EIS	4.0000	1.0000	y = 0.04722 x (std. dev. = 0.00204) (weighting: None)	%RSE=4.3
5:3FTCA	( 341.0 / 236.7 )	13C5_PFHxA_EIS	4.0000	1.0000	y = 0.42827 x (std. dev. = 0.02999) (weighting: None)	%RSE=7.0
7:3FTCA	( 441.0 / 317.0 )	13C5_PFHxA_EIS	4.0000	1.0000	y = 0.55141 x (std. dev. = 0.03929) (weighting: None)	%RSE=7.1
PFEESA	( 315.0 / 135.0 )	13C5_PFHxA_EIS	2.0000	0.8925	y = 0.91981 x (std. dev. = 0.06473) (weighting: None)	%RSE=7.0
PFMPA	( 229.0 / 85.0 )	13C5_PFPeA_EIS	2.0000	1.0000	y = 0.13235 x (std. dev. = 0.00850) (weighting: None)	%RSE=6.4
PFMBA	( 279.0 / 85.0 )	13C5_PFPeA_EIS	2.0000	1.0000	y = 0.41250 x (std. dev. = 0.01997) (weighting: None)	%RSE=4.8
NFDHA	( 201.0 / 85.0 )	13C5_PFHxA_EIS	2.0000	1.0000	y = 1.46781e-5 x^2 + 0.02408 x + 0.00150 (r = 0.99646) (weighting: 1 / x^2)	%RSE=9.4
13C3_PFBA_IIS	( 216.0 / 172.0 )	13C3_PFBA_IIS	1.0000	1.0000	y = 96126.4553 x	%RSD=9.0
13C2_PFHxA_IIS	( 315.1 / 270.0 )	13C2_PFHxA_IIS	1.0000	1.0000	y = 123484.6254 x	%RSD=6.1
13C4_PFOA_IIS	( 417.0 / 372.0 )	13C4_PFOA_IIS	1.0000	1.0000	y = 118549.9955 x	%RSD=6.3
13C5_PFNA_IIS	( 468.0 / 423.0 )	13C5_PFNA_IIS	1.0000	1.0000	y = 95239.8716 x	%RSD=5.5
13C2_PFDA_IIS	( 515.1 / 470.1 )	13C2_PFDA_IIS	1.0000	1.0000	y = 82383.6105 x	%RSD=7.9
18O2_PFHxS_IIS	( 403.0 / 83.9 )	18O2_PFHxS_IIS	1.0000	1.0000	y = 214631.7525 x	%RSD=3.5
13C4_PFOS_IIS	( 502.8 / 79.9 )	13C4_PFOS_IIS	1.0000	1.0000	y = 186123.6678 x	%RSD=8.8

Analyte	( Q1 / Q3 )	Internal Standard	Multiplier	AcidFactor	Function	Qualifier
13C4_PFBa_EIS	( 217.0 / 172.0 )	13C3_PFBa_IIS	8.0000	1.0000	y = 7.5003 x	%RSD=2.5
13C5_PFPaA_EIS	( 267.9 / 223.0 )	13C2_PFHxA_IIS	4.0000	1.0000	y = 2.9178 x	%RSD=4.7
13C5_PFHxA_EIS	( 318.0 / 273.0 )	13C2_PFHxA_IIS	2.0000	1.0000	y = 2.0400 x	%RSD=4.8
13C4_PFHpA_EIS	( 367.0 / 322.0 )	13C2_PFHxA_IIS	2.0000	1.0000	y = 1.8414 x	%RSD=6.1
13C8_PFOA_EIS	( 421.0 / 376.0 )	13C4_PFOA_IIS	2.0000	1.0000	y = 2.0343 x	%RSD=7.8
13C9_PFNA_EIS	( 472.0 / 427.0 )	13C5_PFNA_IIS	1.0000	1.0000	y = 0.9869 x	%RSD=8.2
13C6_PFDA_EIS	( 519.0 / 474.0 )	13C2_PFDA_IIS	1.0000	1.0000	y = 1.4525 x	%RSD=9.0
13C7_PFUaA_EIS	( 570.0 / 525.0 )	13C2_PFDA_IIS	1.0000	1.0000	y = 1.9498 x	%RSD=11.1
13C2_PFDaA_EIS	( 615.0 / 570.0 )	13C2_PFDA_IIS	1.0000	1.0000	y = 2.3663 x	%RSD=10.1
13C2_PFTeDA_EIS	( 715.0 / 670.0 )	13C2_PFDA_IIS	1.0000	1.0000	y = 1.7371 x	%RSD=10.6
13C3_PFBs_EIS	( 302.0 / 80.0 )	18O2_PFHxS_IIS	2.0000	1.0000	y = 2.9393 x	%RSD=4.1
13C3_PFHxS_EIS	( 402.0 / 80.0 )	18O2_PFHxS_IIS	2.0000	1.0000	y = 1.6731 x	%RSD=2.7
13C8_PFOs_EIS	( 507.0 / 80.0 )	13C4_PFOs_IIS	2.0000	1.0000	y = 3.0489 x	%RSD=5.3
13C2_4:2FTS_EIS	( 329.0 / 81.0 )	18O2_PFHxS_IIS	4.0000	1.0000	y = 0.3315 x	%RSD=3.6
13C2_6:2FTS_EIS	( 429.0 / 81.0 )	18O2_PFHxS_IIS	4.0000	1.0000	y = 0.4448 x	%RSD=9.0
13C2_8:2FTS_EIS	( 529.0 / 81.0 )	18O2_PFHxS_IIS	4.0000	1.0000	y = 0.3861 x	%RSD=15.6
13C8_PFOsA_EIS	( 506.0 / 78.0 )	13C4_PFOs_IIS	2.0000	1.0000	y = 4.6545 x	%RSD=8.0
D3_NMeFOsA_EIS	( 515.0 / 169.0 )	13C4_PFOs_IIS	2.0000	1.0000	y = 1.3773 x	%RSD=12.2
D5_NEtFOsA_EIS	( 531.1 / 169.0 )	13C4_PFOs_IIS	2.0000	1.0000	y = 1.2488 x	%RSD=6.8
D3_MeFOsAA_EIS	( 573.0 / 419.0 )	13C4_PFOs_IIS	4.0000	1.0000	y = 1.3566 x	%RSD=8.5
D5_EtFOsAA_EIS	( 589.0 / 419.0 )	13C4_PFOs_IIS	4.0000	1.0000	y = 1.1660 x	%RSD=7.5
D7_NMeFOsE_EIS	( 623.2 / 58.9 )	13C4_PFOs_IIS	20.0000	1.0000	y = 2.3525 x	%RSD=5.5
D9_NEtFOsE_EIS	( 639.2 / 58.9 )	13C4_PFOs_IIS	20.0000	1.0000	y = 1.1987 x	%RSD=6.9
13C3_HFPODA_EIS	( 287.0 / 169.0 )	13C2_PFHxA_IIS	8.0000	1.0000	y = 5.3742 x	%RSD=3.8

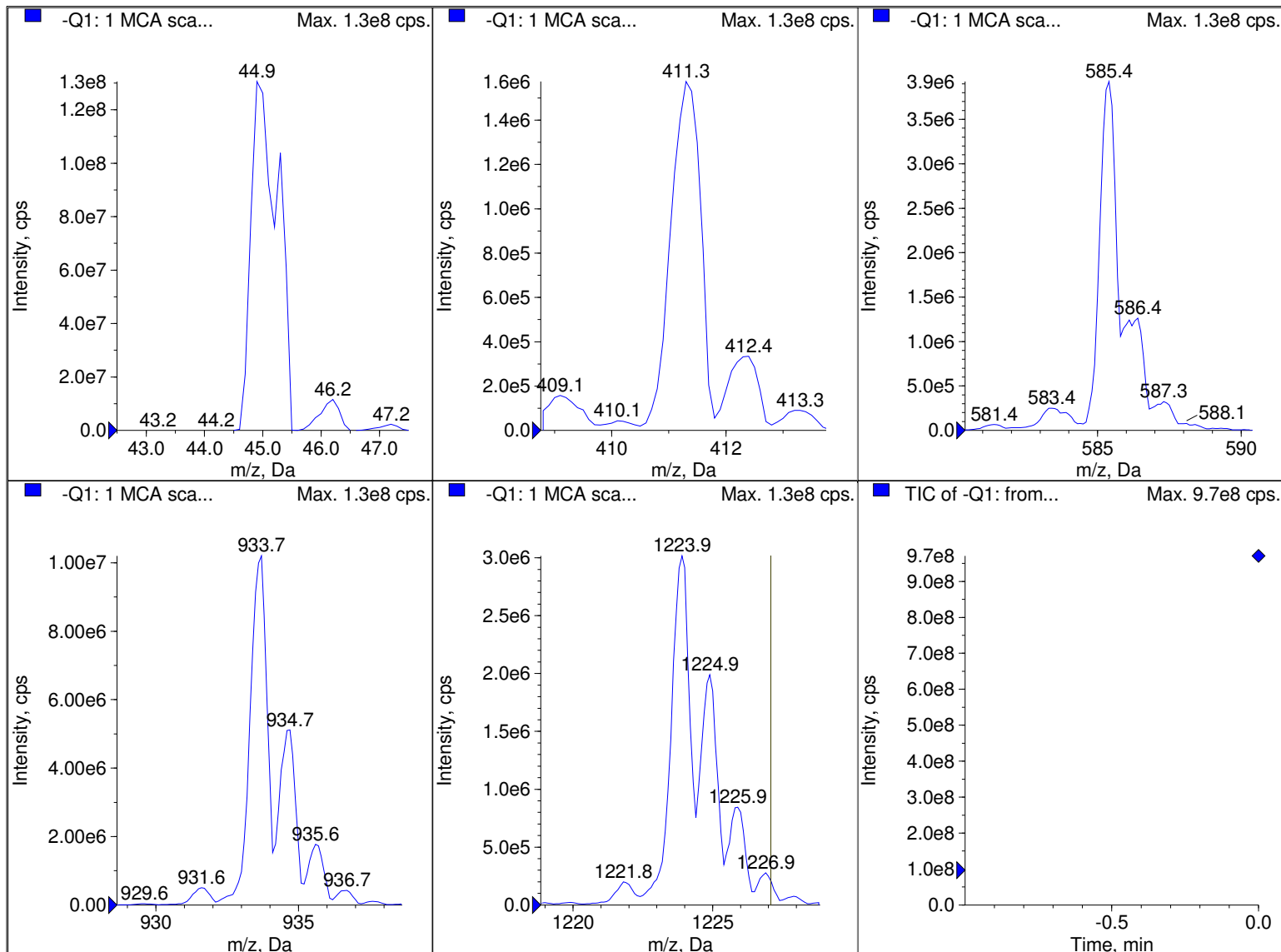
x= Concentration Analyte

$$y = \text{Area Ratio} = \frac{\text{Area Analyte}}{\text{Area Internal Standard}}$$

$$\text{Acid Factor} = \frac{\text{Molecular weight Acid}}{\text{Molecular weight Salt}}$$

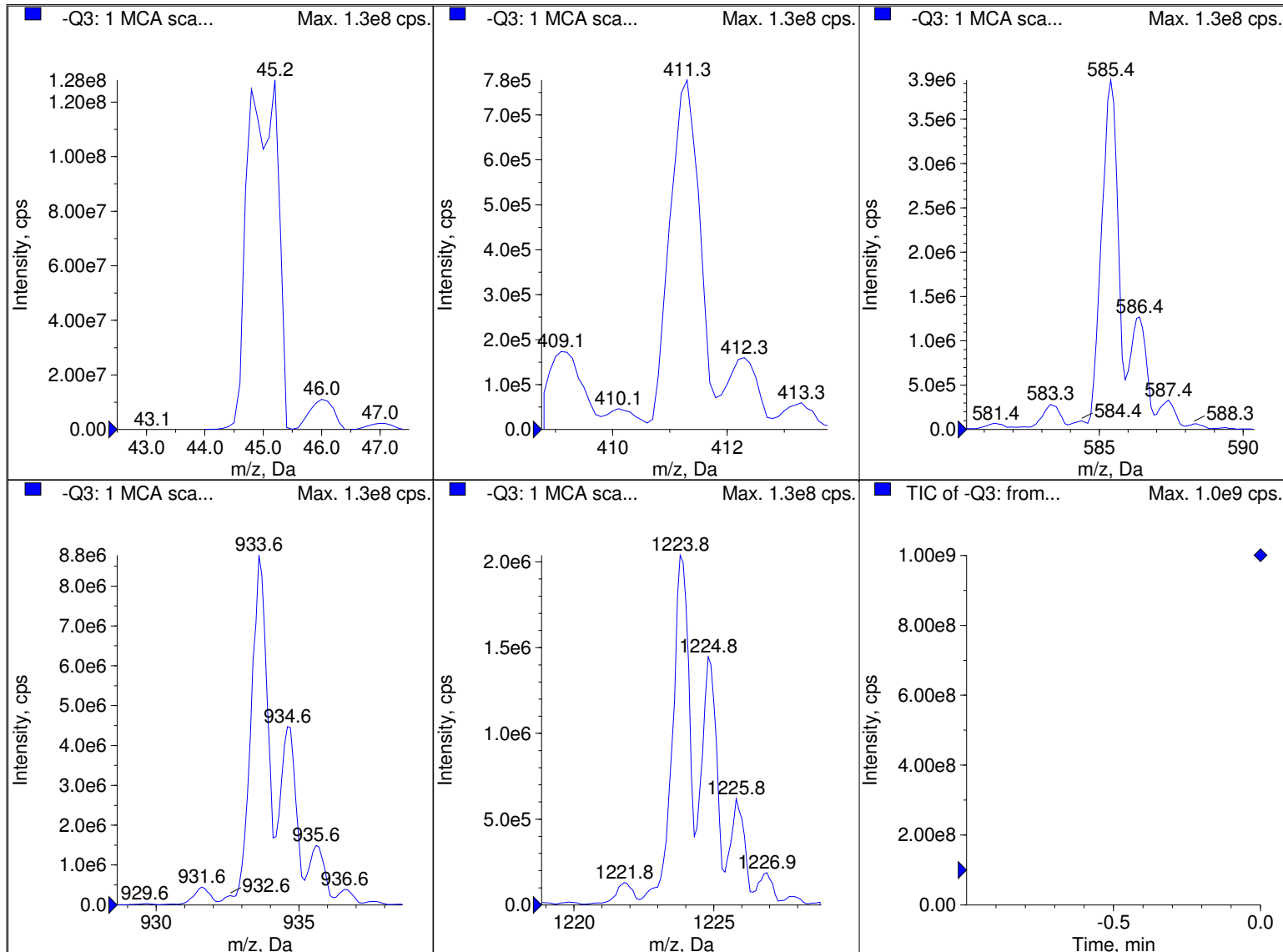
$$\text{Multiplier} = \frac{\text{Concentration of Analyte}}{\text{Concentration of PFOA}} \text{ in curve standard mix}$$

$$\text{Result} \left( \frac{\text{ng}}{\text{mL}} \right) = x * \text{Multiplier} * \text{Acid Factor}$$



Peak List for "-Q1: 1 MCA scans from Sample 1 (TuneSampleID) of MT20221111142838.wiff (Turbo Spray)"

	Target Mass (Da)	Found At (Da)	Intensity (cps)	Width (Da)	Mass Shift (Da)
1	44.9980	45.0305	1.3061e8	0.6158	-0.0325
2	411.2590	411.3148	1.5745e6	0.6085	-0.0558
3	585.3850	585.3651	3.9270e6	0.6307	0.0199
4	933.6360	933.6197	1.0205e7	0.6552	0.0163
5	1223.8450	1223.8627	3.0170e6	0.6967	-0.0177
6	1572.0970	n/a	n/a	n/a	n/a
7	1863.3060	n/a	n/a	n/a	n/a
8	1979.3890	n/a	n/a	n/a	n/a



Peak List for "-Q3: 1 MCA scans from Sample 1 (TuneSampleID) of MT20221111142403.wiff (Turbo Spray)"

	Target Mass (Da)	Found At (Da)	Intensity (cps)	Width (Da)	Mass Shift (Da)
1	44.9980	44.9799	1.2814e8	0.6414	0.0181
2	411.2590	411.2677	7.7810e5	0.6076	-8.6898e-3
3	585.3850	585.3784	3.9438e6	0.6511	6.5868e-3
4	933.6360	933.6279	8.7759e6	0.6302	8.0526e-3
5	1223.8450	1223.8609	2.0397e6	0.6225	-0.0159
6	1572.0970	n/a	n/a	n/a	n/a
7	1863.3060	n/a	n/a	n/a	n/a
8	1979.3890	n/a	n/a	n/a	n/a

Analyte	( Q1 / Q3 )	Internal Standard	Multiplier	AcidFactor	Function	Qualifier
PFBA	( 212.9 / 169.0 )	13C4_PFBA_EIS	4.0000	1.0000	y = 0.33209 x (std. dev. = 0.01240) (weighting: None)	%RSE=3.7
PFPeA	( 262.9 / 219.0 )	13C5_PFPeA_EIS	2.0000	1.0000	y = 0.45268 x (std. dev. = 0.03428) (weighting: None)	%RSE=7.6
PFHxA	( 313.0 / 269.0 )	13C5_PFHxA_EIS	1.0000	1.0000	y = 0.45363 x (std. dev. = 0.01311) (weighting: None)	%RSE=2.9
PFHpA	( 363.0 / 319.0 )	13C4_PFHpA_EIS	1.0000	1.0000	y = 0.45149 x (std. dev. = 0.02901) (weighting: None)	%RSE=6.4
PFOA	( 413.0 / 369.0 )	13C8_PFOA_EIS	1.0000	1.0000	y = 0.47390 x (std. dev. = 0.02405) (weighting: None)	%RSE=5.1
PFNA	( 463.0 / 419.0 )	13C9_PFNA_EIS	1.0000	1.0000	y = 0.84500 x (std. dev. = 0.05421) (weighting: None)	%RSE=6.4
PFDA	( 513.0 / 469.0 )	13C6_PFDA_EIS	1.0000	1.0000	y = 0.92195 x (std. dev. = 0.06627) (weighting: None)	%RSE=7.2
PFUnA	( 563.0 / 519.0 )	13C7_PFUnA_EIS	1.0000	1.0000	y = 0.74528 x (std. dev. = 0.07353) (weighting: None)	%RSE=9.9
PFDoA	( 613.0 / 569.0 )	13C2_PFDoA_EIS	1.0000	1.0000	y = 0.80102 x (std. dev. = 0.06222) (weighting: None)	%RSE=7.8
PFTTrDA	( 663.0 / 619.0 )	13C2_PFTTrDA_EIS	1.0000	1.0000	y = 0.66105 x (std. dev. = 0.10764) (weighting: None)	%RSE=16.3
PFTeDA	( 713.0 / 669.0 )	13C2_PFTeDA_EIS	1.0000	1.0000	y = 0.95705 x (std. dev. = 0.11854) (weighting: None)	%RSE=12.4
PFBS	( 298.9 / 80.0 )	13C3_PFBS_EIS	1.0000	0.8847	y = 0.24164 x (std. dev. = 0.01541) (weighting: None)	%RSE=6.4
PFPeS	( 349.0 / 80.0 )	13C3_PFPeS_EIS	1.0000	0.9384	y = 0.88020 x (std. dev. = 0.05216) (weighting: None)	%RSE=5.9
PFHxS	( 399.0 / 80.0 )	13C3_PFHxS_EIS	1.0000	0.9110	y = 0.72440 x (std. dev. = 0.03591) (weighting: None)	%RSE=5.0
PFHpS	( 449.0 / 80.0 )	13C8_PFOA_EIS	1.0000	0.9514	y = 0.42173 x (std. dev. = 0.02988) (weighting: None)	%RSE=7.1
PFOS	( 499.0 / 80.0 )	13C8_PFOA_EIS	1.0000	0.9275	y = 0.50970 x (std. dev. = 0.03059) (weighting: None)	%RSE=6.0
PFNS	( 549.0 / 80.0 )	13C8_PFOA_EIS	1.0000	0.9599	y = 0.60657 x (std. dev. = 0.03125) (weighting: None)	%RSE=5.2
PFDS	( 599.0 / 80.0 )	13C8_PFOA_EIS	1.0000	0.9631	y = 0.75099 x (std. dev. = 0.04265) (weighting: None)	%RSE=5.7
PFDoS	( 698.9 / 80.0 )	13C8_PFOA_EIS	1.0000	0.9696	y = 0.39463 x (std. dev. = 0.04574) (weighting: None)	%RSE=11.6
4:2FTS	( 327.0 / 307.0 )	13C2_4:2FTS_EIS	4.0000	0.9345	y = 2.98035 x (std. dev. = 0.24214) (weighting: None)	%RSE=8.1
6:2FTS	( 427.0 / 407.0 )	13C2_6:2FTS_EIS	4.0000	0.9490	y = 1.46534 x (std. dev. = 0.08435) (weighting: None)	%RSE=5.8
8:2FTS	( 527.0 / 507.0 )	13C2_8:2FTS_EIS	4.0000	0.9583	y = 1.40461 x (std. dev. = 0.14737) (weighting: None)	%RSE=10.5
PFOSA	( 498.0 / 78.0 )	13C8_PFOA_EIS	1.0000	1.0000	y = 0.49766 x (std. dev. = 0.03313) (weighting: None)	%RSE=6.7
NMeFOSA	( 511.9 / 219.0 )	D3_NMeFOSA_EIS	4.0000	1.0000	y = 1.59569 x (std. dev. = 0.19395) (weighting: None)	%RSE=12.2
NEiFOSA	( 526.0 / 219.0 )	D5_NEiFOSA_EIS	4.0000	1.0000	y = 1.82381 x (std. dev. = 0.12868) (weighting: None)	%RSE=7.1
NMeFOSAA	( 570.0 / 419.0 )	D3_MeFOSAA_EIS	1.0000	1.0000	y = 0.18118 x (std. dev. = 0.01548) (weighting: None)	%RSE=8.5
NEiFOSAA	( 584.0 / 419.0 )	D5_EiFOSAA_EIS	1.0000	1.0000	y = 0.22536 x (std. dev. = 0.02619) (weighting: None)	%RSE=11.6
NMeFOSE	( 616.1 / 59.0 )	D7_NMeFOSE_EIS	4.0000	1.0000	y = 0.25467 x (std. dev. = 0.01813) (weighting: None)	%RSE=7.1
NEiFOSE	( 630.0 / 59.0 )	D9_NEiFOSE_EIS	4.0000	1.0000	y = 0.12767 x (std. dev. = 0.00843) (weighting: None)	%RSE=6.6
HFPO-DA	( 285.0 / 169.0 )	13C3_HFPODA_EIS	2.0000	1.0000	y = 0.15276 x (std. dev. = 0.01106) (weighting: None)	%RSE=7.2
ADONA	( 377.0 / 85.0 )	13C3_HFPODA_EIS	2.0000	0.9427	y = 0.59697 x (std. dev. = 0.04853) (weighting: None)	%RSE=8.1
9Cl-Pf3ONS	( 531.0 / 351.0 )	13C3_HFPODA_EIS	2.0000	0.9333	y = 1.67596 x (std. dev. = 0.20836) (weighting: None)	%RSE=12.4
11Cl-Pf3OUDS	( 631.0 / 451.0 )	13C3_HFPODA_EIS	2.0000	0.9432	y = 1.11613 x (std. dev. = 0.09455) (weighting: None)	%RSE=8.5
3:3FTCA	( 241.0 / 177.0 )	13C5_PFPeA_EIS	4.0000	1.0000	y = 0.03883 x (std. dev. = 0.00466) (weighting: None)	%RSE=12.0
5:3FTCA	( 341.0 / 236.7 )	13C5_PFHxA_EIS	4.0000	1.0000	y = 0.36948 x (std. dev. = 0.01999) (weighting: None)	%RSE=5.4
7:3FTCA	( 441.0 / 317.0 )	13C5_PFHxA_EIS	4.0000	1.0000	y = 0.41698 x (std. dev. = 0.02172) (weighting: None)	%RSE=5.2
PFEESA	( 315.0 / 135.0 )	13C5_PFHxA_EIS	2.0000	0.8925	y = 0.83150 x (std. dev. = 0.05357) (weighting: None)	%RSE=6.4
PFMPA	( 229.0 / 85.0 )	13C5_PFPeA_EIS	2.0000	1.0000	y = 0.12218 x (std. dev. = 0.00653) (weighting: None)	%RSE=5.3
PFMBA	( 279.0 / 85.0 )	13C5_PFPeA_EIS	2.0000	1.0000	y = 0.39886 x (std. dev. = 0.01939) (weighting: None)	%RSE=4.9
NFDHA	( 201.0 / 85.0 )	13C5_PFHxA_EIS	2.0000	1.0000	y = 0.01787 x + 0.00104 (r = 0.99801) (weighting: 1 / x)	%RSE=8.3
13C3_PFBA_IIS	( 216.0 / 172.0 )	13C3_PFBA_IIS	1.0000	1.0000	y = 87429.5049 x	%RSD=8.4
13C2_PFHxA_IIS	( 315.1 / 270.0 )	13C2_PFHxA_IIS	1.0000	1.0000	y = 131575.6029 x	%RSD=8.3
13C4_PFOA_IIS	( 417.0 / 372.0 )	13C4_PFOA_IIS	1.0000	1.0000	y = 125169.4661 x	%RSD=5.8
13C5_PFNA_IIS	( 468.0 / 423.0 )	13C5_PFNA_IIS	1.0000	1.0000	y = 99817.5077 x	%RSD=8.6
13C2_PFDA_IIS	( 515.1 / 470.1 )	13C2_PFDA_IIS	1.0000	1.0000	y = 103702.9640 x	%RSD=8.2
18O2_PFHxS_IIS	( 403.0 / 83.9 )	18O2_PFHxS_IIS	1.0000	1.0000	y = 236582.8028 x	%RSD=6.4
13C4_PFOA_IIS	( 502.8 / 79.9 )	13C4_PFOA_IIS	1.0000	1.0000	y = 200620.3053 x	%RSD=11.5

Analyte	( Q1 / Q3 )	Internal Standard	Multiplier	AcidFactor	Function	Qualifier
13C4_PFBa_EIS	( 217.0 / 172.0 )	13C3_PFBa_IIS	8.0000	1.0000	y = 8.2826 x	%RSD=5.6
13C5_PFPaA_EIS	( 267.9 / 223.0 )	13C2_PFHxA_IIS	4.0000	1.0000	y = 2.9449 x	%RSD=12.6
13C5_PFHxA_EIS	( 318.0 / 273.0 )	13C2_PFHxA_IIS	2.0000	1.0000	y = 2.3544 x	%RSD=12.0
13C4_PFHpA_EIS	( 367.0 / 322.0 )	13C2_PFHxA_IIS	2.0000	1.0000	y = 2.0801 x	%RSD=9.5
13C8_PFOA_EIS	( 421.0 / 376.0 )	13C4_PFOA_IIS	2.0000	1.0000	y = 2.2100 x	%RSD=7.9
13C9_PFNA_EIS	( 472.0 / 427.0 )	13C5_PFNA_IIS	1.0000	1.0000	y = 1.0923 x	%RSD=12.4
13C6_PFDA_EIS	( 519.0 / 474.0 )	13C2_PFDA_IIS	1.0000	1.0000	y = 1.3550 x	%RSD=16.2
13C7_PFUaA_EIS	( 570.0 / 525.0 )	13C2_PFDA_IIS	1.0000	1.0000	y = 1.9511 x	%RSD=14.4
13C2_PFDaA_EIS	( 615.0 / 570.0 )	13C2_PFDA_IIS	1.0000	1.0000	y = 2.2003 x	%RSD=6.2
13C2_PFTeDA_EIS	( 715.0 / 670.0 )	13C2_PFDA_IIS	1.0000	1.0000	y = 1.3373 x	%RSD=17.8
13C3_PFBs_EIS	( 302.0 / 80.0 )	18O2_PFHxS_IIS	2.0000	1.0000	y = 3.2664 x	%RSD=7.3
13C3_PFHxS_EIS	( 402.0 / 80.0 )	18O2_PFHxS_IIS	2.0000	1.0000	y = 1.6940 x	%RSD=7.7
13C8_PFOs_EIS	( 507.0 / 80.0 )	13C4_PFOs_IIS	2.0000	1.0000	y = 3.2854 x	%RSD=9.7
13C2_4:2FTS_EIS	( 329.0 / 81.0 )	18O2_PFHxS_IIS	4.0000	1.0000	y = 0.3684 x	%RSD=9.4
13C2_6:2FTS_EIS	( 429.0 / 81.0 )	18O2_PFHxS_IIS	4.0000	1.0000	y = 0.4721 x	%RSD=9.4
13C2_8:2FTS_EIS	( 529.0 / 81.0 )	18O2_PFHxS_IIS	4.0000	1.0000	y = 0.4232 x	%RSD=14.2
13C8_PFOsA_EIS	( 506.0 / 78.0 )	13C4_PFOs_IIS	2.0000	1.0000	y = 4.7813 x	%RSD=10.6
D3_NMeFOsA_EIS	( 515.0 / 169.0 )	13C4_PFOs_IIS	2.0000	1.0000	y = 1.1912 x	%RSD=13.0
D5_NEtFOsA_EIS	( 531.1 / 169.0 )	13C4_PFOs_IIS	2.0000	1.0000	y = 1.1123 x	%RSD=10.8
D3_MeFOsAA_EIS	( 573.0 / 419.0 )	13C4_PFOs_IIS	4.0000	1.0000	y = 1.5413 x	%RSD=12.6
D5_EtFOsAA_EIS	( 589.0 / 419.0 )	13C4_PFOs_IIS	4.0000	1.0000	y = 1.2810 x	%RSD=15.0
D7_NMeFOsE_EIS	( 623.2 / 58.9 )	13C4_PFOs_IIS	20.0000	1.0000	y = 2.2913 x	%RSD=10.5
D9_NEtFOsE_EIS	( 639.2 / 58.9 )	13C4_PFOs_IIS	20.0000	1.0000	y = 1.2338 x	%RSD=11.7
13C3_HFOPODA_EIS	( 287.0 / 169.0 )	13C2_PFHxA_IIS	8.0000	1.0000	y = 5.7339 x	%RSD=7.5

x=Concentration Analyte

$$y = \text{Area Ratio} = \frac{\text{Area Analyte}}{\text{Area Internal Standard}}$$

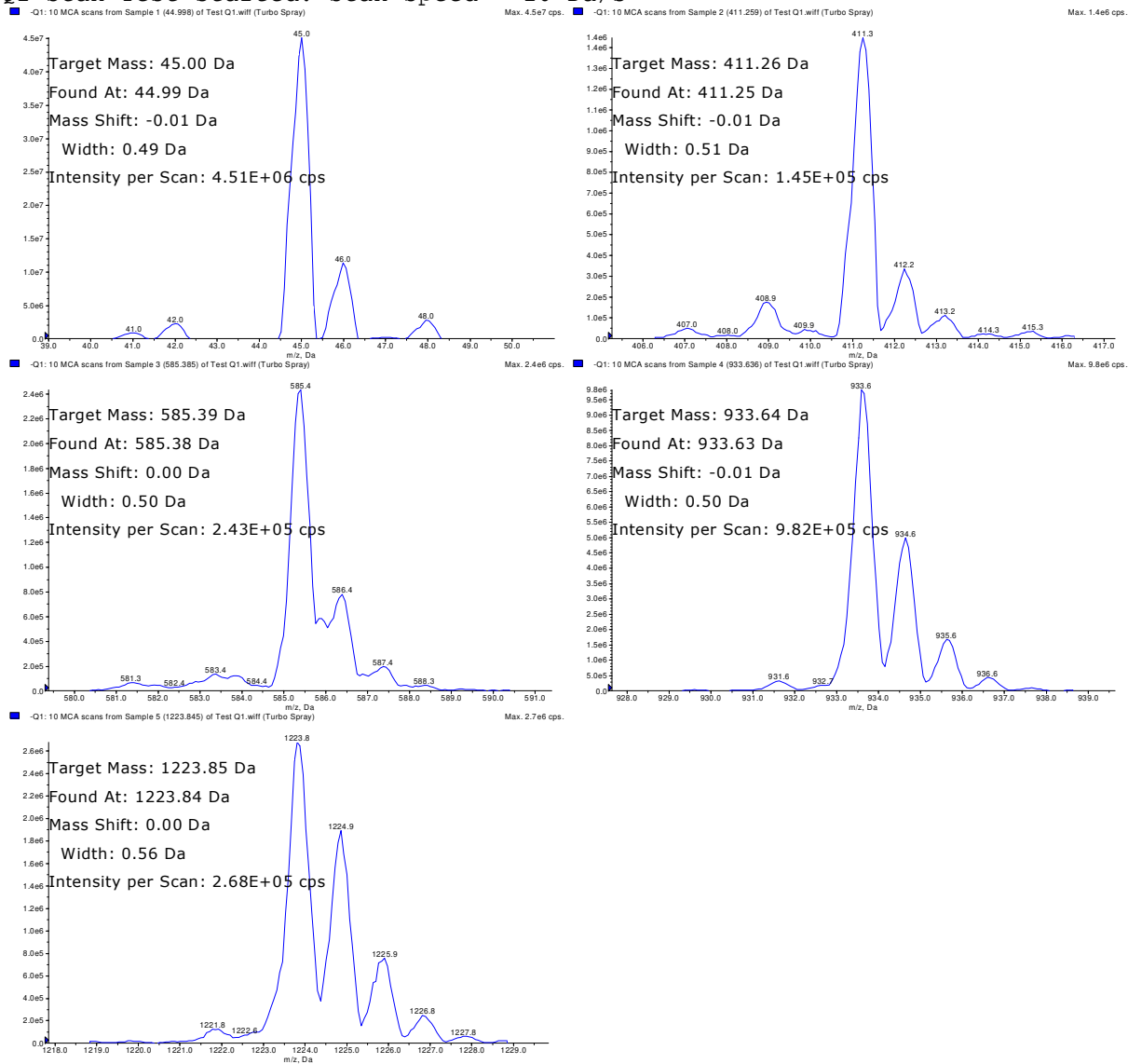
$$\text{Acid Factor} = \frac{\text{Molecular weight Acid}}{\text{Molecular weight Salt}}$$

$$\text{Multiplier} = \frac{\text{Concentration of Analyte}}{\text{Concentration of PFOA}} \text{ in curve standard mix}$$

$$\text{Result} \left( \frac{\text{ng}}{\text{mL}} \right) = x * \text{Multiplier} * \text{Acid Factor}$$

Tune 2021-11-23 Q1 NEG @ 10Da/s

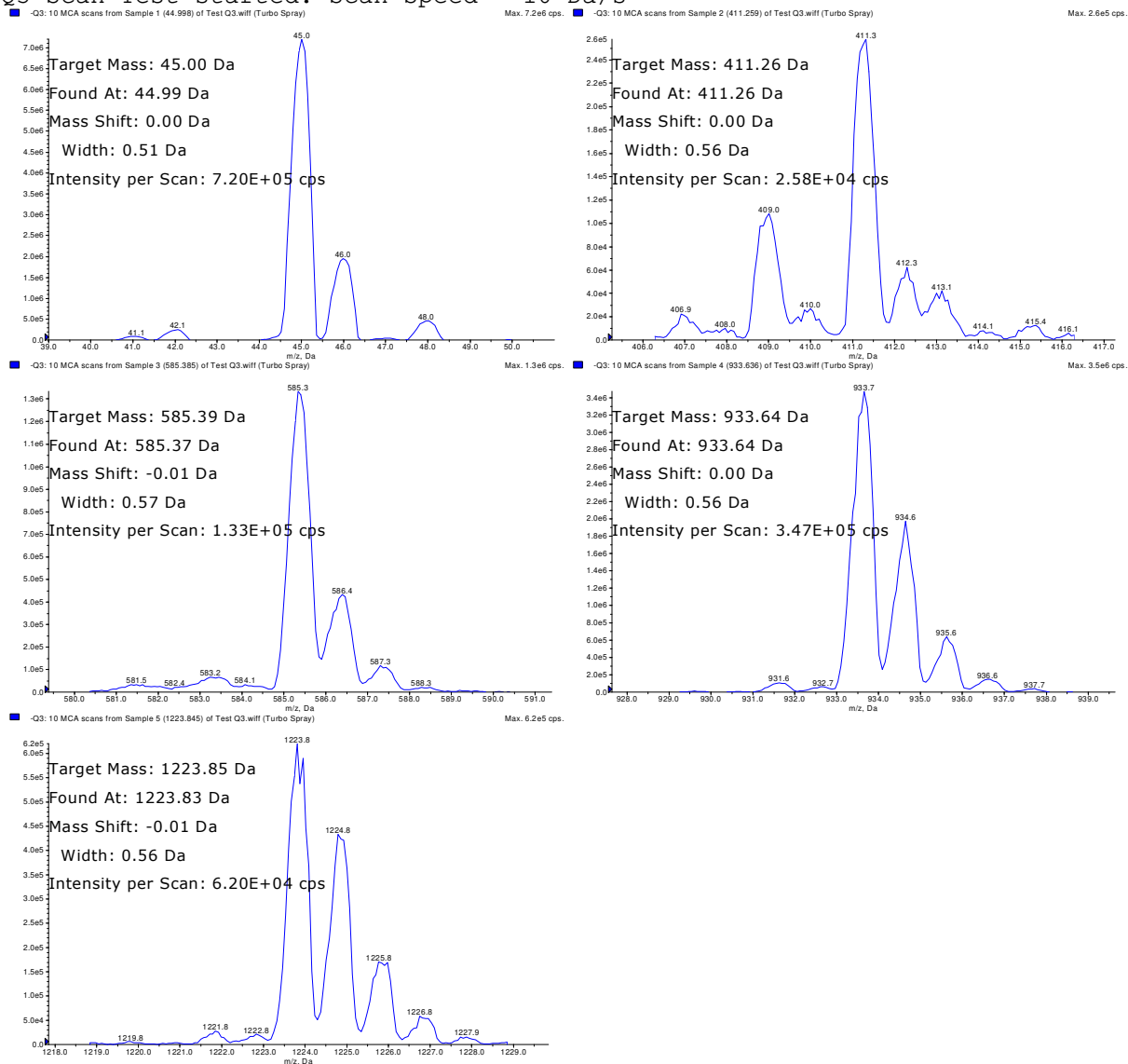
Q1 Scan Test started. Scan Speed = 10 Da/s



Target Mass	Found At	Delta	Width	Intensity	0.4<Width<0.6
45.00	44.99	-0.01	0.49	4.51E+06	PASS
411.26	411.25	-0.01	0.51	1.45E+05	PASS
585.39	585.38	0.00	0.50	2.43E+05	PASS
933.64	933.63	-0.01	0.50	9.82E+05	PASS
1223.85	1223.84	0.00	0.56	2.68E+05	PASS

Tune 2021-11-23 Q3 NEG @ 10Da/s

Q3 Scan Test started. Scan Speed = 10 Da/s



Target Mass	Found At	Delta	Width	Intensity	0.4<Width<0.6
45.00	44.99	0.00	0.51	7.20E+05	PASS
411.26	411.26	0.00	0.56	2.58E+04	PASS
585.39	585.37	-0.01	0.57	1.33E+05	PASS
933.64	933.64	0.00	0.56	3.47E+05	PASS
1223.85	1223.83	-0.01	0.56	6.20E+04	PASS

Analyte	( Q1 / Q3 )	Internal Standard	Multiplier	AcidFactor	Function	Qualifier
PFBA	( 213.0 / 169.0 )	13C4_PFBA_EIS	4.0000	1.0000	y = 0.46716 x (std. dev. = 0.03134) (weighting: None)	%RSE=6.7
PFPeA	( 263.0 / 219.0 )	13C5_PFPeA_EIS	2.0000	1.0000	y = 0.47477 x (std. dev. = 0.02347) (weighting: None)	%RSE=4.9
PFHxA	( 313.0 / 269.0 )	13C5_PFHxA_EIS	1.0000	1.0000	y = 0.49617 x (std. dev. = 0.01601) (weighting: None)	%RSE=3.2
PFHpA	( 363.0 / 319.0 )	13C4_PFHpA_EIS	1.0000	1.0000	y = 0.52394 x (std. dev. = 0.02747) (weighting: None)	%RSE=5.2
PFOA	( 413.0 / 369.0 )	13C8_PFOA_EIS	1.0000	1.0000	y = 0.53264 x (std. dev. = 0.03029) (weighting: None)	%RSE=5.7
PFNA	( 463.0 / 419.0 )	13C9_PFNA_EIS	1.0000	1.0000	y = 0.96515 x (std. dev. = 0.11510) (weighting: None)	%RSE=11.9
PFDA	( 513.0 / 469.0 )	13C6_PFDA_EIS	1.0000	1.0000	y = 0.99166 x (std. dev. = 0.06898) (weighting: None)	%RSE=7.0
PFUnA	( 563.0 / 519.0 )	13C7_PFUnA_EIS	1.0000	1.0000	y = 0.91260 x (std. dev. = 0.06087) (weighting: None)	%RSE=6.7
PFDoA	( 613.0 / 569.0 )	13C2_PFDoA_EIS	1.0000	1.0000	y = 0.95836 x (std. dev. = 0.14827) (weighting: None)	%RSE=15.5
PFTTrDA	( 663.0 / 619.0 )	13C2_PFTTrDA_EIS	1.0000	1.0000	y = 0.83621 x (std. dev. = 0.14762) (weighting: None)	%RSE=17.7
PFTeDA	( 713.0 / 669.0 )	13C2_PFTeDA_EIS	1.0000	1.0000	y = 1.01157 x (std. dev. = 0.10486) (weighting: None)	%RSE=10.4
PFBS	( 299.0 / 80.0 )	13C3_PFBS_EIS	1.0000	0.8847	y = 0.28221 x (std. dev. = 0.01814) (weighting: None)	%RSE=6.4
PFPeS	( 349.0 / 80.0 )	13C3_PFPeS_EIS	1.0000	0.9384	y = 0.92269 x (std. dev. = 0.08680) (weighting: None)	%RSE=9.4
PFHxS	( 399.0 / 80.0 )	13C3_PFHxS_EIS	1.0000	0.9110	y = 0.78894 x (std. dev. = 0.05344) (weighting: None)	%RSE=6.8
PFHpS	( 449.0 / 80.0 )	13C8_PFOA_EIS	1.0000	0.9514	y = 0.48130 x (std. dev. = 0.03657) (weighting: None)	%RSE=7.6
PFOS	( 499.0 / 80.0 )	13C8_PFOA_EIS	1.0000	0.9275	y = 0.54001 x (std. dev. = 0.03944) (weighting: None)	%RSE=7.3
PFNS	( 549.0 / 80.0 )	13C8_PFOA_EIS	1.0000	0.9599	y = 0.63351 x (std. dev. = 0.04916) (weighting: None)	%RSE=7.8
PFDS	( 599.0 / 80.0 )	13C8_PFOA_EIS	1.0000	0.9631	y = 0.76856 x (std. dev. = 0.06549) (weighting: None)	%RSE=8.5
PFDoS	( 699.0 / 80.0 )	13C8_PFOA_EIS	1.0000	0.9696	y = 0.36436 x (std. dev. = 0.02693) (weighting: None)	%RSE=7.4
4:2FTS	( 327.0 / 307.0 )	13C2_4:2FTS_EIS	4.0000	0.9345	y = 3.17780 x (std. dev. = 0.28502) (weighting: None)	%RSE=9.0
6:2FTS	( 427.0 / 407.0 )	13C2_6:2FTS_EIS	4.0000	0.9490	y = 1.52371 x (std. dev. = 0.17052) (weighting: None)	%RSE=11.2
8:2FTS	( 527.0 / 507.0 )	13C2_8:2FTS_EIS	4.0000	0.9583	y = 1.49481 x (std. dev. = 0.24064) (weighting: None)	%RSE=16.1
PFOSA	( 498.0 / 78.0 )	13C8_PFOA_EIS	1.0000	1.0000	y = 0.57985 x (std. dev. = 0.05759) (weighting: None)	%RSE=9.9
NMeFOSA	( 512.0 / 219.0 )	D3_NMeFOSA_EIS	4.0000	1.0000	y = 1.94281 x (std. dev. = 0.24042) (weighting: None)	%RSE=12.4
NEiFOSA	( 526.0 / 219.0 )	D5_NEiFOSA_EIS	4.0000	1.0000	y = 1.98380 x (std. dev. = 0.16643) (weighting: None)	%RSE=8.4
NMeFOSAA	( 570.0 / 419.0 )	D3_MeFOSAA_EIS	1.0000	1.0000	y = 0.22686 x (std. dev. = 0.02481) (weighting: None)	%RSE=10.9
NEiFOSAA	( 584.0 / 419.0 )	D5_EiFOSAA_EIS	1.0000	1.0000	y = 0.24645 x (std. dev. = 0.03357) (weighting: None)	%RSE=13.6
NMeFOSE	( 616.0 / 59.0 )	D7_NMeFOSE_EIS	4.0000	1.0000	y = 0.24418 x (std. dev. = 0.01638) (weighting: None)	%RSE=6.7
NEiFOSE	( 630.0 / 59.0 )	D9_NEiFOSE_EIS	4.0000	1.0000	y = 1.15135e-4 x <sup>2</sup> + 0.10842 x + -0.00219 (r = 0.99964) (weighting: 1 / x)	%RSE=5.7
HFPO-DA	( 285.0 / 169.0 )	13C3_HFPODA_EIS	2.0000	1.0000	y = 0.17354 x (std. dev. = 0.01053) (weighting: None)	%RSE=6.1
ADONA	( 377.0 / 85.0 )	13C3_HFPODA_EIS	2.0000	0.9427	y = 0.65193 x (std. dev. = 0.06261) (weighting: None)	%RSE=9.6
9Cl-Pf3ONS	( 531.0 / 351.0 )	13C3_HFPODA_EIS	2.0000	0.9333	y = 1.76270 x (std. dev. = 0.18956) (weighting: None)	%RSE=10.8
11Cl-Pf3OUDS	( 631.0 / 451.0 )	13C3_HFPODA_EIS	2.0000	0.9432	y = 1.00828 x (std. dev. = 0.10858) (weighting: None)	%RSE=10.8
3:3FTCA	( 241.0 / 177.0 )	13C5_PFPeA_EIS	4.0000	1.0000	y = 0.03264 x (std. dev. = 0.00312) (weighting: None)	%RSE=9.5
5:3FTCA	( 341.0 / 236.7 )	13C5_PFHxA_EIS	4.0000	1.0000	y = 0.30377 x (std. dev. = 0.01914) (weighting: None)	%RSE=6.3
7:3FTCA	( 441.0 / 317.0 )	13C5_PFHxA_EIS	4.0000	1.0000	y = 0.39571 x (std. dev. = 0.02270) (weighting: None)	%RSE=5.7
PFEESA	( 315.0 / 135.0 )	13C5_PFHxA_EIS	2.0000	0.8925	y = 0.81312 x (std. dev. = 0.07653) (weighting: None)	%RSE=9.4
PFMPA	( 229.0 / 85.0 )	13C5_PFPeA_EIS	2.0000	1.0000	y = 0.13866 x (std. dev. = 0.01119) (weighting: None)	%RSE=8.1
PFMBA	( 279.0 / 85.0 )	13C5_PFPeA_EIS	2.0000	1.0000	y = 0.39540 x (std. dev. = 0.02942) (weighting: None)	%RSE=7.4
NFDHA	( 295.0 / 201.0 )	13C5_PFHxA_EIS	2.0000	1.0000	y = 0.48708 x (std. dev. = 0.02917) (weighting: None)	%RSE=6.0
13C3_PFBA_IIS	( 216.0 / 172.0 )	13C3_PFBA_IIS	1.0000	1.0000	y = 215351.7500 x	%RSD=7.9
13C2_PFHxA_IIS	( 315.0 / 270.0 )	13C2_PFHxA_IIS	1.0000	1.0000	y = 379614.2469 x	%RSD=4.2
13C4_PFOA_IIS	( 417.0 / 372.0 )	13C4_PFOA_IIS	1.0000	1.0000	y = 360969.3315 x	%RSD=5.9
13C5_PFNA_IIS	( 468.0 / 423.0 )	13C5_PFNA_IIS	1.0000	1.0000	y = 294062.4054 x	%RSD=6.3
13C2_PFDA_IIS	( 515.0 / 470.1 )	13C2_PFDA_IIS	1.0000	1.0000	y = 340648.6865 x	%RSD=6.9
18O2_PFHxS_IIS	( 403.0 / 83.9 )	18O2_PFHxS_IIS	1.0000	1.0000	y = 605087.5488 x	%RSD=4.0
13C4_PFOA_IIS	( 503.0 / 79.9 )	13C4_PFOA_IIS	1.0000	1.0000	y = 644809.1635 x	%RSD=8.9

Analyte	( Q1 / Q3 )	Internal Standard	Multiplier	AcidFactor	Function	Qualifier
13C4_PFBa_EIS	( 217.0 / 172.0 )	13C3_PFBa_IIS	8.0000	1.0000	y = 8.0318 x	%RSD=1.9
13C5_PFPaA_EIS	( 268.0 / 223.0 )	13C2_PFHxA_IIS	4.0000	1.0000	y = 3.0178 x	%RSD=6.7
13C5_PFHxA_EIS	( 318.0 / 273.0 )	13C2_PFHxA_IIS	2.0000	1.0000	y = 2.0466 x	%RSD=5.2
13C4_PFHpA_EIS	( 367.0 / 322.0 )	13C2_PFHxA_IIS	2.0000	1.0000	y = 1.7779 x	%RSD=6.1
13C8_PFOA_EIS	( 421.0 / 376.0 )	13C4_PFOA_IIS	2.0000	1.0000	y = 2.0463 x	%RSD=5.4
13C9_PFNA_EIS	( 472.0 / 427.0 )	13C5_PFNA_IIS	1.0000	1.0000	y = 1.0390 x	%RSD=8.7
13C6_PFDA_EIS	( 519.0 / 474.0 )	13C2_PFDA_IIS	1.0000	1.0000	y = 1.2079 x	%RSD=6.6
13C7_PFUaA_EIS	( 570.0 / 525.0 )	13C2_PFDA_IIS	1.0000	1.0000	y = 1.4855 x	%RSD=13.8
13C2_PFDaA_EIS	( 615.0 / 570.0 )	13C2_PFDA_IIS	1.0000	1.0000	y = 1.4824 x	%RSD=7.1
13C2_PFTeDA_EIS	( 715.0 / 670.0 )	13C2_PFDA_IIS	1.0000	1.0000	y = 0.9393 x	%RSD=11.6
13C3_PFBs_EIS	( 302.0 / 80.0 )	18O2_PFHxS_IIS	2.0000	1.0000	y = 3.0269 x	%RSD=7.8
13C3_PFHxS_EIS	( 402.0 / 80.0 )	18O2_PFHxS_IIS	2.0000	1.0000	y = 1.6390 x	%RSD=6.8
13C8_PFOs_EIS	( 507.0 / 80.0 )	13C4_PFOs_IIS	2.0000	1.0000	y = 2.4102 x	%RSD=9.3
13C2_4:2FTS_EIS	( 329.0 / 81.0 )	18O2_PFHxS_IIS	4.0000	1.0000	y = 0.6840 x	%RSD=9.9
13C2_6:2FTS_EIS	( 429.0 / 81.0 )	18O2_PFHxS_IIS	4.0000	1.0000	y = 0.9050 x	%RSD=10.4
13C2_8:2FTS_EIS	( 529.0 / 81.0 )	18O2_PFHxS_IIS	4.0000	1.0000	y = 1.1407 x	%RSD=12.2
13C8_PFOsA_EIS	( 506.0 / 78.0 )	13C4_PFOs_IIS	2.0000	1.0000	y = 2.8131 x	%RSD=12.5
D3_NMeFOsA_EIS	( 515.0 / 169.0 )	13C4_PFOs_IIS	2.0000	1.0000	y = 0.5320 x	%RSD=15.4
D5_NEtFOsA_EIS	( 531.0 / 169.0 )	13C4_PFOs_IIS	2.0000	1.0000	y = 0.4872 x	%RSD=10.3
D3_MeFOsAA_EIS	( 573.0 / 419.0 )	13C4_PFOs_IIS	4.0000	1.0000	y = 1.5167 x	%RSD=8.6
D5_EtFOsAA_EIS	( 589.0 / 419.0 )	13C4_PFOs_IIS	4.0000	1.0000	y = 1.1761 x	%RSD=14.8
D7_NMeFOsE_EIS	( 623.0 / 58.9 )	13C4_PFOs_IIS	20.0000	1.0000	y = 1.1622 x	%RSD=11.8
D9_NEtFOsE_EIS	( 639.0 / 58.9 )	13C4_PFOs_IIS	20.0000	1.0000	y = 0.5359 x	%RSD=12.4
13C3_HFOpDA_EIS	( 287.0 / 169.0 )	13C2_PFHxA_IIS	8.0000	1.0000	y = 4.5797 x	%RSD=6.0

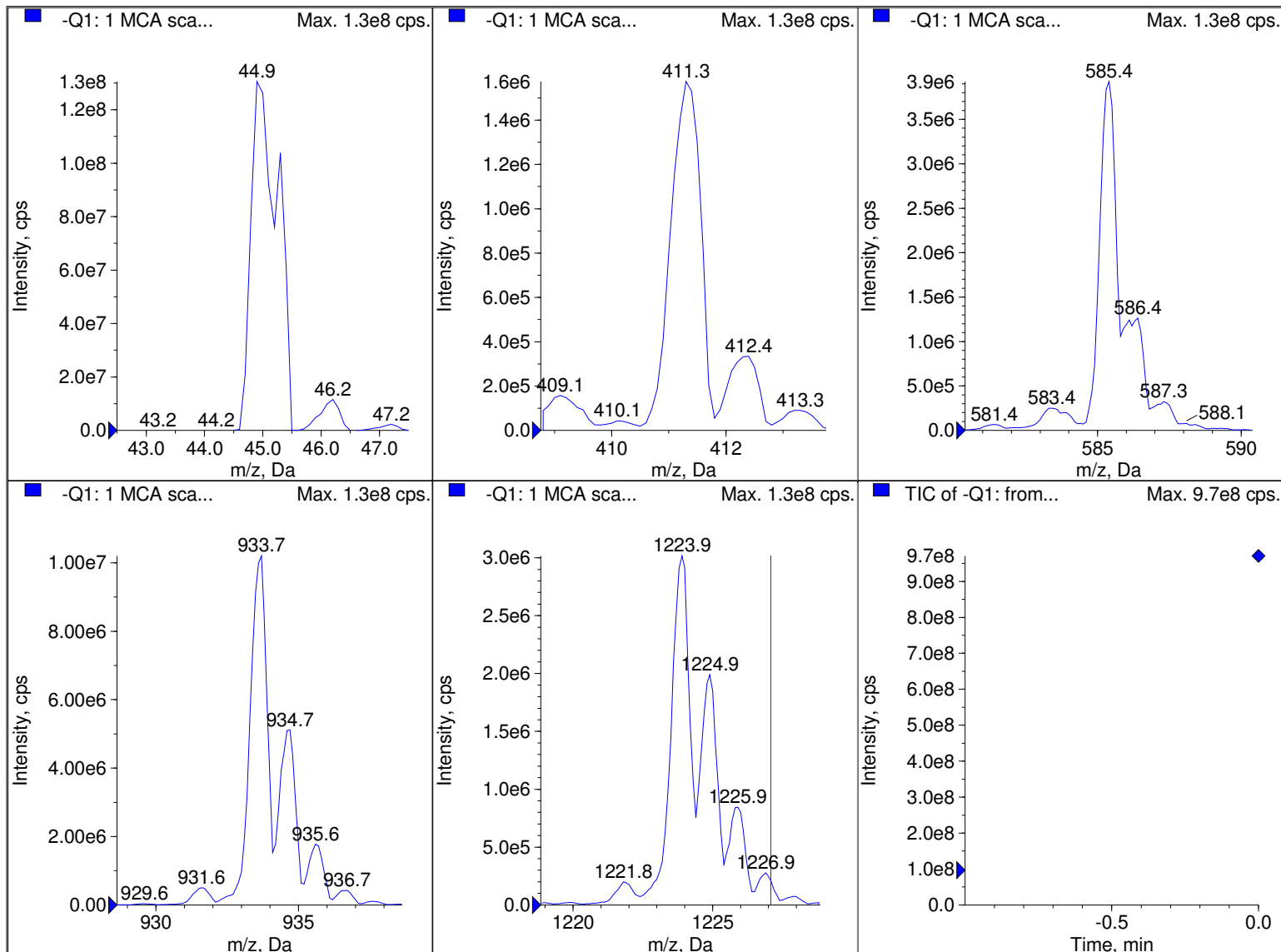
x= Concentration Analyte

$$y = \text{Area Ratio} = \frac{\text{Area Analyte}}{\text{Area Internal Standard}}$$

$$\text{Acid Factor} = \frac{\text{Molecular weight Acid}}{\text{Molecular weight Salt}}$$

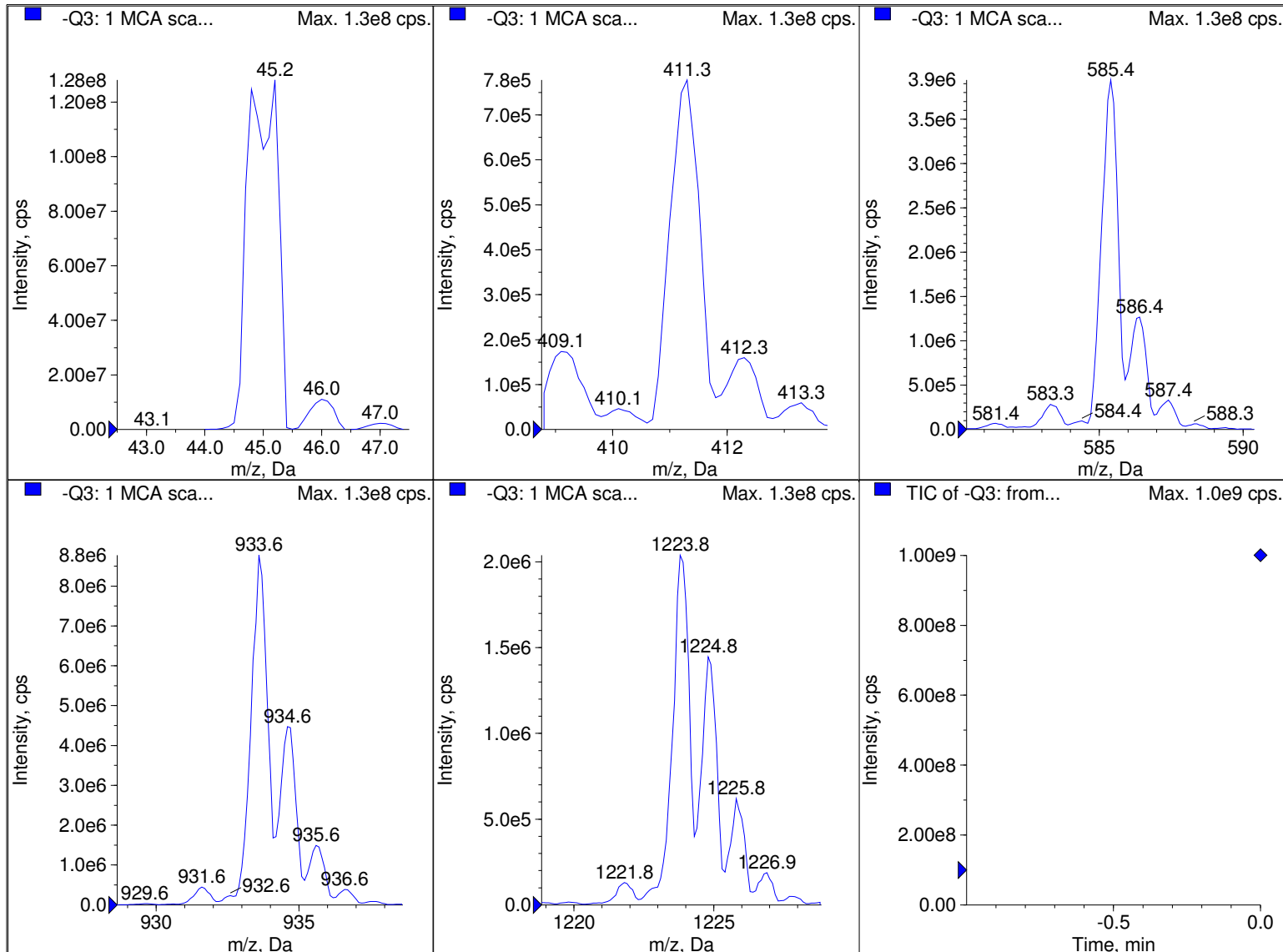
$$\text{Multiplier} = \frac{\text{Concentration of Analyte}}{\text{Concentration of PFOA}} \text{ in curve standard mix}$$

$$\text{Result} \left( \frac{\text{ng}}{\text{mL}} \right) = x * \text{Multiplier} * \text{Acid Factor}$$



Peak List for "-Q1: 1 MCA scans from Sample 1 (TuneSampleID) of MT20221111142838.wiff (Turbo Spray)"

	Target Mass (Da)	Found At (Da)	Intensity (cps)	Width (Da)	Mass Shift (Da)
1	44.9980	45.0305	1.3061e8	0.6158	-0.0325
2	411.2590	411.3148	1.5745e6	0.6085	-0.0558
3	585.3850	585.3651	3.9270e6	0.6307	0.0199
4	933.6360	933.6197	1.0205e7	0.6552	0.0163
5	1223.8450	1223.8627	3.0170e6	0.6967	-0.0177
6	1572.0970	n/a	n/a	n/a	n/a
7	1863.3060	n/a	n/a	n/a	n/a
8	1979.3890	n/a	n/a	n/a	n/a



Peak List for "-Q3: 1 MCA scans from Sample 1 (TuneSampleID) of MT20221111142403.wiff (Turbo Spray)"

	Target Mass (Da)	Found At (Da)	Intensity (cps)	Width (Da)	Mass Shift (Da)
1	44.9980	44.9799	1.2814e8	0.6414	0.0181
2	411.2590	411.2677	7.7810e5	0.6076	-8.6898e-3
3	585.3850	585.3784	3.9438e6	0.6511	6.5868e-3
4	933.6360	933.6279	8.7759e6	0.6302	8.0526e-3
5	1223.8450	1223.8609	2.0397e6	0.6225	-0.0159
6	1572.0970	n/a	n/a	n/a	n/a
7	1863.3060	n/a	n/a	n/a	n/a
8	1979.3890	n/a	n/a	n/a	n/a

# Table B-15b

Initial Calibration: SB03724 i



Chemist: ABK  
Instrument: Saphira  
Type: Sciex Q3 5500

Sample I.D.: SB03724-CAL1  
DF, IV: 1, 10.0µL  
Acquisition Method: 1633 2022-12-07.dam

Quant Method: 1633 - 2022-12-07  
Path: S2022-12-07A13.wiff-0  
Acquired: 2022/12/07 - 14:12

Analyte	(Q1 / Q3) Area Counts*min	R.T. (R.T [min], R.R.T.) (ΔRT-Imin, ΔRT-CVmin, ΔRT ion[s])	S / N	Ion Ratio IR Vs MP% IR Vs CV%	Concentration True ng/mL	Q.C. Rec. {Area%CV}	Primary Transition	Confirmation Transition	Flag
PFBA	(212.9 / 169.0) 25781	(3.76, 1.00) (0.00, N/A, 0.0)	43.5	N/A 0.0 0.0	0.3882 [0.4000]	97.1%			
PFPeA	(262.9 / 219.0) 17847 (262.9 / 69.0) 162	(5.08, 1.00) (0.00, N/A, -1.3)	199.8 13.4	0.0091 77.8 77.8	0.2078 [0.2000]	103.9%			
PFHxA	(313.0 / 269.0) 13693 (313.0 / 119.0) 1538	(6.22, 1.00) (0.00, N/A, 0.0)	89.1 47.8	0.1123 125.0 125.0	0.1036 [0.1000]	103.6%			
PFHpA	(363.0 / 319.0) 11926 (363.0 / 169.0) 3136	(7.15, 1.00) (0.00, N/A, 0.5)	68.6 57.5	0.2629 91.6 91.6	0.1046 [0.1000]	104.6%			
PFOA	(413.0 / 369.0) 12021 (413.0 / 169.0) 4817	(7.97, 1.00) (0.00, N/A, 0.3)	50.0 113.4	0.4007 123.9 123.9	0.0965 [0.1000]	96.5%			
PFNA	(463.0 / 419.0) 8277 (463.0 / 169.0) 2329	(8.73, 1.00) (0.02, N/A, 1.3)	40.5 42.9	0.2814 139.8 139.8	0.0958 [0.1000]	95.8%			
PFDA	(513.0 / 469.0) 11062 (513.0 / 169.0) 933	(9.40, 1.00) (0.00, N/A, 0.5)	43.7 543.8	0.0843 95.0 95.0	0.0938 [0.1000]	93.8%			
PFUnA	(563.0 / 519.0) 15161 (563.0 / 169.0) 1385	(9.74, 1.00) (-0.01, N/A, -0.5)	98.1 321.6	0.0913 85.0 85.0	0.1074 [0.1000]	107.4%			
PFDoA	(613.0 / 569.0) 17290 (613.0 / 169.0) 2146	(9.92, 1.00) (0.01, N/A, 0.1)	121.5 517.4	0.1241 104.2 104.2	0.0930 [0.1000]	93.0%			
PFTrDA	(663.0 / 619.0) 19206 (663.0 / 169.0) 4240	(10.03, 1.01) (N/A, -0.04, -0.6)	346.0 363.7	0.2208 118.5 118.5	0.1176 [0.1000]	117.6%			
PFTeDA	(713.0 / 669.0) 16468 (713.0 / 169.0) 3042	(10.14, 1.00) (0.00, N/A, 0.2)	139.9 103.2	0.1847 93.8 93.8	0.1140 [0.1000]	114.0%			



Chemist: ABK  
Instrument: Saphira  
Type: Sciex Q3 5500

Sample I.D.: SB03724-CAL1  
DF, IV: 1, 10.0µL  
Acquisition Method: 1633 2022-12-07.dam

Quant Method: 1633 - 2022-12-07  
Path: S2022-12-07A13.wiff-0  
Acquired: 2022/12/07 - 14:12

Analyte	(Q1 / Q3) Area Counts*min	R.T. (R.T [min], R.R.T.) (ΔRT-Imin, ΔRT-CVmin, ΔRT ion[s])	S / N	Ion Ratio IR Vs MP% IR Vs CV%	Concentration True ng/mL	Q.C. Rec. {Area%CV}	Primary Transition	Confirmation Transition	Flag
PFBS	(298.9 / 80.0) 17035 (298.9 / 99.0) 13089	(6.20, 1.00) (0.00, N/A, -0.1)	335.6 259.0	0.7683 113.4 113.4	0.0894 [0.0885]	101.0%			
PFPeS	(349.0 / 80.0) 31850 (349.0 / 99.0) 12090	(7.24, 0.89) (N/A, -0.13, 0.0)	461.3 277.0	0.3796 104.1 104.1	0.0952 [0.0938]	101.4%			
PFHxS	(399.0 / 80.0) 26336 (399.0 / 99.0) 7255	(8.12, 1.00) (0.00, N/A, 0.7)	2128900.3 248.1	0.2755 79.9 79.9	0.0888 [0.0911]	97.4%			
PFHpS	(449.0 / 80.0) 24076 (449.0 / 99.0) 6122	(8.89, 0.93) (N/A, -0.11, -0.2)	445.4 549.4	0.2543 89.5 89.5	0.0994 [0.0951]	104.5%			
PFOS	(499.0 / 80.0) 29327 (499.0 / 99.0) 5692	(9.53, 1.00) (0.00, N/A, -0.2)	134.2 2206.7	0.1941 75.4 75.4	0.0978 [0.0927]	105.4%			MI5 DG 2022-12-08
PFNS	(549.0 / 80.0) 37126 (549.0 / 99.0) 8625	(9.79, 1.03) (N/A, -0.04, -0.2)	220.9 259.0	0.2323 97.2 97.2	0.1054 [0.0960]	109.8%			
PFDS	(599.0 / 80.0) 46847 (599.0 / 99.0) 10501	(9.93, 1.04) (N/A, -0.04, -0.1)	275.1 3745.5	0.2242 96.4 96.4	0.1062 [0.0963]	110.3%			
PFDoS	(698.9 / 80.0) 27936 (698.9 / 99.0) 4856	(10.13, 1.06) (N/A, -0.03, 0.0)	1020.2 82.8	0.1738 75.0 75.0	0.1068 [0.0970]	110.1%			
4:2FTS	(327.0 / 307.0) 24230 (327.0 / 81.0) 11922	(5.88, 1.00) (0.00, N/A, 0.2)	690.1 131.6	0.4920 82.4 82.4	0.4130 [0.3738]	110.5%			
6:2FTS	(427.0 / 407.0) 13468 (427.0 / 81.0) 10682	(7.62, 1.00) (0.00, N/A, 0.3)	184.4 134.4	0.7931 110.3 110.3	0.3873 [0.3796]	102.0%			
8:2FTS	(527.0 / 507.0) 11255 (527.0 / 81.0) 8019	(9.03, 1.00) (-0.01, N/A, -0.8)	44432.1 124.0	0.7125 114.3 114.3	0.3550 [0.3833]	92.6%			

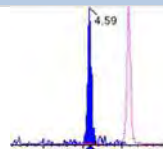
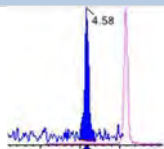
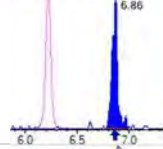
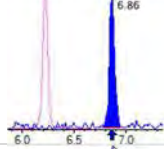
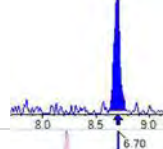
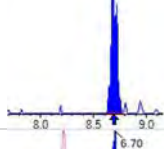
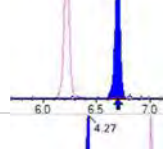
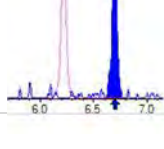
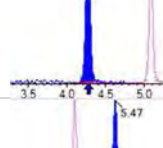
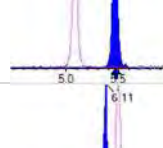
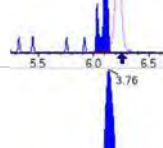
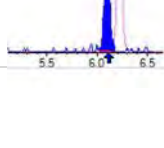
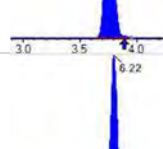
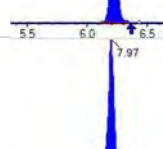
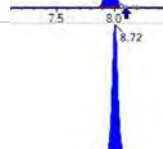



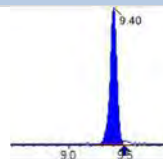
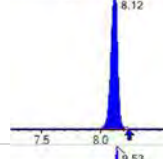
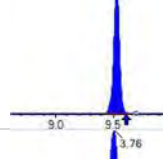
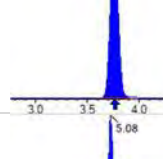
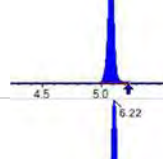
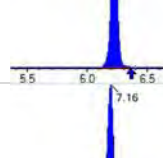
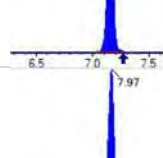
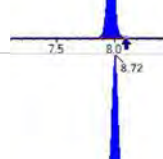
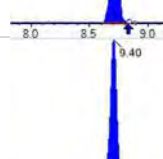
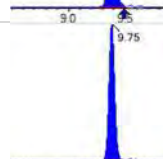

Chemist: ABK  
Instrument: Saphira  
Type: Sciex Q3 5500

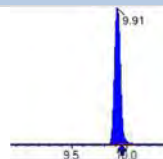
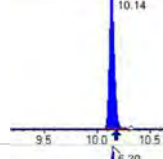
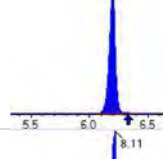
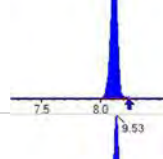
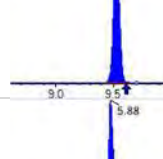
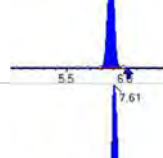
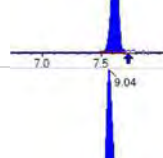
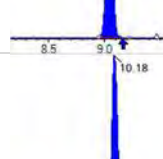
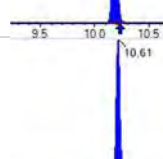
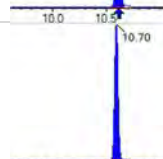

Sample I.D.: SB03724-CAL1  
DF, IV: 1, 10.0µL  
Acquisition Method: 1633 2022-12-07.dam

Quant Method: 1633 - 2022-12-07  
Path: S2022-12-07A13.wiff-0  
Acquired: 2022/12/07 - 14:12

Analyte	(Q1 / Q3) Area Counts*min	R.T. (R.T [min], R.R.T.) (ΔRT-Imin, ΔRT-CVmin, ΔRT ion[s])	S / N	Ion Ratio IR Vs MP% IR Vs CV%	Concentration True ng/mL	Q.C. Rec. {Area%CV}	Primary Transition	Confirmation Transition	Flag
PFOSA	(498.0 / 78.0) 52008 (498.0 / 478.0) 1699	(10.18, 1.00) (0.00, N/A, 0.2)	292.3 699.4	0.0327 136.8 136.8	0.1066 [0.1000]	106.6%			
NMeFOSA	(511.9 / 219.0) 46631 (511.9 / 169.0) 32649	(10.61, 1.00) (0.00, N/A, 0.1)	686.5 497.1	0.7002 105.0 105.0	0.4268 [0.4000]	106.7%			
NEIFOSA	(526.0 / 219.0) 53673 (526.0 / 169.0) 54110	(10.70, 1.00) (0.00, N/A, 0.0)	899.1 692.8	1.0082 92.5 92.5	0.4268 [0.4000]	106.7%			
NMeFOSAA	(570.0 / 419.0) 6046 (570.0 / 483.0) 2476	(9.57, 1.00) (0.02, N/A, 1.4)	2036.1 627.5	0.4095 88.3 88.3	0.1189 [0.1000]	118.9%			MI5 DG 2022-12-08
NEIFOSAA	(584.0 / 419.0) 4169 (584.0 / 526.0) 4129	(9.71, 1.00) (-0.01, N/A, -0.8)	128.8 134.6	0.9905 163.2 163.2	0.0859 [0.1000]	85.9%			IR2,
NMeFOSE	(616.1 / 59.0) 11851	(10.58, 1.00) (0.01, N/A, 0.0)	145.3	N/A 0.0 0.0	0.3715 [0.4000]	92.9%			
NEtFOSE	(630.0 / 59.0) 3479	(10.68, 1.00) (0.01, N/A, 0.0)	157.5	N/A 0.0 0.0	0.4476 [0.4000]	111.9%			
HFPO-DA	(285.0 / 169.0) 12292 (285.0 / 185.0) 33479	(6.58, 1.00) (0.00, N/A, 0.1)	325.8 333.6	2.7236 98.2 98.2	0.2241 [0.2000]	112.1%			
ADONA	(377.0 / 85.0) 41500 (377.0 / 251.0) 5217	(7.47, 1.14) (N/A, -0.12, -0.3)	414.5 31.8	0.1257 100.0 100.0	0.1871 [0.1885]	99.2%			
9CI-Pf3ONS	(531.0 / 351.0) 135088 (533.0 / 353.0) 40122	(9.75, 1.48) (N/A, -0.05, 0.0)	457.4 258.5	0.2970 89.0 89.0	0.2213 [0.1867]	118.6%			
11CI-PF3OUDS	(631.0 / 451.0) 77677 (633.0 / 453.0) 23937	(10.02, 1.52) (N/A, -0.03, 0.2)	570.4 347.5	0.3082 95.2 95.2	0.1850 [0.1886]	98.1%			

Analyte	(Q1 / Q3) Area Counts*min	R.T. (R.T [min], R.R.T.) ( $\Delta$ RT-Imin, $\Delta$ RT-CVmin, $\Delta$ RT ion[s])	S / N	Ion Ratio IR Vs MP% IR Vs CV%	Concentration True ng/mL	Q.C. Rec. {Area%CV}	Primary Transition	Confirmation Transition	Flag
3:3FTCA	(241.0 / 177.0) 1704 (241.0 / 117.0) 2935	(4.59, 0.90) (N/A, -0.15, 0.1)	103.4 58.5	1.7223 99.0 99.0	0.4039 [0.4000]	101.0%			
5:3FTCA	(341.0 / 236.7) 10822 (341.0 / 217.0) 17602	(6.86, 1.10) (N/A, -0.13, 0.1)	190.7 106.9	1.6265 95.2 95.2	0.3854 [0.4000]	96.4%			
7:3FTCA	(441.0 / 317.0) 14394 (441.0 / 337.0) 12358	(8.70, 1.40) (N/A, -0.12, 0.4)	65.8 280.7	0.8586 104.1 104.1	0.3982 [0.4000]	99.5%			
PFEESA	(315.0 / 135.0) 22088 (315.0 / 83.0) 5907	(6.70, 1.08) (N/A, -0.13, 0.2)	516.8 89.5	0.2674 89.9 89.9	0.1634 [0.1785]	91.6%			
PFMPA	(229.0 / 85.0) 4759	(4.27, 0.84) (N/A, -0.15, 0.0)	191.0	N/A 0.0 0.0	0.2012 [0.2000]	100.6%			
PFMBA	(279.0 / 85.0) 15890	(5.47, 1.08) (N/A, -0.15, 0.0)	434.5	N/A 0.0 0.0	0.2156 [0.2000]	107.8%			
NFDHA	(201.0 / 85.0) 1028 (295.0 / 201.0) 4950	(6.11, 0.98) (N/A, -0.14, 0.1)	430.3 174.5	4.8160 68.8 68.8	0.2012 [0.2000]	100.6%			
13C3_PFBA_IIS	(216.0 / 172.0) 95952	(3.76, N/A) (N/A, -0.14, N/A)	1572.7	N/A	0.9982 [1.0000]	99.8% {93.9%}			
13C2_PFHxA_IIS	(315.1 / 270.0) 126569	(6.22, N/A) (N/A, -0.14, N/A)	1342.2	N/A	1.0250 [1.0000]	102.5% {102.2%}			
13C4_PFOA_IIS	(417.0 / 372.0) 118037	(7.97, N/A) (N/A, -0.12, N/A)	920.5	N/A	0.9957 [1.0000]	99.6% {104.8%}			
13C5_PFNA_IIS	(468.0 / 423.0) 95826	(8.72, N/A) (N/A, -0.12, N/A)	569.7	N/A	1.0062 [1.0000]	100.6% {93.3%}			

Analyte	(Q1 / Q3) Area Counts*min	R.T. (R.T [min], R.R.T.) ( $\Delta$ RT-lmin, $\Delta$ RT-CVmin, $\Delta$ RT ion[s])	S / N	Ion Ratio IR Vs MP% IR Vs CV%	Concentration True ng/mL	Q.C. Rec. {Area%CV}	Primary Transition	Confirmation Transition	Flag
13C2_PFDA_IIS	(515.1 / 470.1) 72596	(9.40, N/A) (N/A, -0.10, N/A)	365.3	N/A	0.8812 [1.0000]	88.1% {82.0%}			
18O2_PFHxS_IIS	(403.0 / 83.9) 218149	(8.12, N/A) (N/A, -0.12, N/A)	1457.3	N/A	1.0164 [1.0000]	101.6% {98.6%}			
13C4_PFOS_IIS	(502.8 / 79.9) 200022	(9.53, N/A) (N/A, -0.08, N/A)	413.6	N/A	1.0747 [1.0000]	107.5% {98.6%}			
13C4_PFBA_EIS	(217.0 / 172.0) 697704	(3.76, N/A) (N/A, -0.14, N/A)	2352.3	N/A	7.7558 [8.0000]	96.9% {89.0%}			
13C5_PFPeA_EIS	(267.9 / 223.0) 357405	(5.08, N/A) (N/A, -0.15, N/A)	2188.4	N/A	3.8711 [4.0000]	96.8% {96.1%}			
13C5_PFHxA_EIS	(318.0 / 273.0) 262239	(6.22, N/A) (N/A, -0.14, N/A)	1263.2	N/A	2.0313 [2.0000]	101.6% {98.8%}			
13C4_PFHpA_EIS	(367.0 / 322.0) 225101	(7.16, N/A) (N/A, -0.12, N/A)	1273.6	N/A	1.9317 [2.0000]	96.6% {99.2%}			
13C8_PFOA_EIS	(421.0 / 376.0) 241672	(7.97, N/A) (N/A, -0.12, N/A)	1627.2	N/A	2.0130 [2.0000]	100.6% {95.4%}			
13C9_PFNA_EIS	(472.0 / 427.0) 89660	(8.72, N/A) (N/A, -0.11, N/A)	780.3	N/A	0.9481 [1.0000]	94.8% {97.6%}			
13C6_PFDA_EIS	(519.0 / 474.0) 116261	(9.40, N/A) (N/A, -0.09, N/A)	534.7	N/A	1.1025 [1.0000]	110.3% {94.3%}			
13C7_PFUnA_EIS	(570.0 / 525.0) 160427	(9.75, N/A) (N/A, -0.05, N/A)	749.3	N/A	1.1334 [1.0000]	113.3% {97.0%}			

Analyte	(Q1 / Q3) Area Counts*min	R.T. (R.T [min], R.R.T.) ( $\Delta$ RT-lmin, $\Delta$ RT-CVmin, $\Delta$ RT ion[s])	S / N	Ion Ratio IR Vs MP% IR Vs CV%	Concentration True ng/mL	Q.C. Rec. {Area%CV}	Primary Transition	Confirmation Transition	Flag
13C2_PFDa_EIS	(615.0 / 570.0) 202146	(9.91, N/A) (N/A, -0.04, N/A)	4956.1	N/A	1.1767 [1.0000]	117.7% {87.7%}			
13C2_PFTeDA_EIS	(715.0 / 670.0) 146600	(10.14, N/A) (N/A, -0.04, N/A)	469.6	N/A	1.1625 [1.0000]	116.3% {98.5%}			
13C3_PFBs_EIS	(302.0 / 80.0) 624277	(6.20, N/A) (N/A, -0.14, N/A)	2714.2	N/A	1.9472 [2.0000]	97.4% {96.7%}			
13C3_PFHxS_EIS	(402.0 / 80.0) 353923	(8.11, N/A) (N/A, -0.12, N/A)	1739.4	N/A	1.9393 [2.0000]	97.0% {95.7%}			
13C8_PFOS_EIS	(507.0 / 80.0) 534357	(9.53, N/A) (N/A, -0.08, N/A)	1625.4	N/A	1.7525 [2.0000]	87.6% {86.7%}			
13C2_4:2FTS_EIS	(329.0 / 81.0) 67170	(5.88, N/A) (N/A, -0.14, N/A)	700.8	N/A	3.7148 [4.0000]	92.9% {92.9%}			
13C2_6:2FTS_EIS	(429.0 / 81.0) 87678	(7.61, N/A) (N/A, -0.12, N/A)	785.4	N/A	3.6143 [4.0000]	90.4% {92.4%}			
13C2_8:2FTS_EIS	(529.0 / 81.0) 80748	(9.04, N/A) (N/A, -0.12, N/A)	633.6	N/A	3.8349 [4.0000]	95.9% {91.2%}			
13C8_PFOsa_EIS	(506.0 / 78.0) 878867	(10.18, N/A) (N/A, -0.04, N/A)	876.3	N/A	1.8880 [2.0000]	94.4% {98.4%}			
D3_NMeFOsa_EIS	(515.0 / 169.0) 237740	(10.61, N/A) (N/A, -0.03, N/A)	1264.4	N/A	1.7259 [2.0000]	86.3% {91.4%}			
D5_NEiFOsa_EIS	(531.1 / 169.0) 242852	(10.70, N/A) (N/A, -0.03, N/A)	1732.0	N/A	1.9444 [2.0000]	97.2% {100.1%}			



Chemist: ABK  
 Instrument: Saphira  
 Type: Sciex Q3 5500

Sample I.D.: SB03724-CAL1  
 DF, IV: 1, 10.0µL  
 Acquisition Method: 1633 2022-12-07.dam

Quant Method: 1633 - 2022-12-07  
 Path: S2022-12-07A13.wiff-0  
 Acquired: 2022/12/07 - 14:12

Analyte	(Q1 / Q3) Area Counts*min	R.T. (R.T [min], R.R.T.) (ΔRT-lmin, ΔRT-CVmin, ΔRT ion[s])	S / N	Ion Ratio IR Vs MP% IR Vs CV%	Concentration True ng/mL	Q.C. Rec. {Area%CV}	Primary Transition	Confirmation Transition	Flag
D3_MeFOSAA_EIS	(573.0 / 419.0) 233192	(9.56, N/A) (N/A, -0.07, N/A)	536.0	N/A	3.4374 [4.0000]	85.9% {85.4%}			
D5_EtFOSAA_EIS	(589.0 / 419.0) 211420	(9.72, N/A) (N/A, -0.05, N/A)	725.4	N/A	3.6260 [4.0000]	90.6% {91.6%}			
D7_NMeFOSE_EIS	(623.2 / 58.9) 453827	(10.57, N/A) (N/A, -0.03, N/A)	1666.2	N/A	19.2890 [20.0000]	96.4% {99.7%}			
D9_NEtFOSE_EIS	(639.2 / 58.9) 227023	(10.67, N/A) (N/A, -0.03, N/A)	2074.0	N/A	18.9374 [20.0000]	94.7% {95.5%}			
13C3_HFPODA_EIS	(287.0 / 169.0) 660691	(6.57, N/A) (N/A, -0.13, N/A)	1464.3	N/A	7.7704 [8.0000]	97.1% {98.4%}			



Chemist: ABK  
Instrument: Saphira  
Type: Sciex Q3 5500

Sample I.D.: SB03724-CAL2  
DF, IV: 1, 10.0µL  
Acquisition Method: 1633 2022-12-07.dam

Quant Method: 1633 - 2022-12-07  
Path: S2022-12-07A14.wiff-0  
Acquired: 2022/12/07 - 14:24

Analyte	(Q1 / Q3) Area Counts*min	R.T. (R.T [min], R.R.T.) (ΔRT-[min], ΔRT-CV[min], ΔRT ion[s])	S / N	Ion Ratio IR Vs MP% IR Vs CV%	Concentration [ True ] ng/mL	Q.C. Rec. {Area%CV}	Primary Transition	Confirmation Transition	Flag
PFBA	(212.9 / 169.0) 140927	(3.77, 1.00) (0.00, N/A, 0.0)	92.5	N/A 0.0 0.0	1.9899 [2.0000]	99.5%			
PFPeA	(262.9 / 219.0) 84730 (262.9 / 69.0) 1101	(5.09, 1.00) (0.00, N/A, -0.3)	833.6 66.7	0.0130 111.6 111.6	0.9936 [1.0000]	99.4%			
PFHxA	(313.0 / 269.0) 65458 (313.0 / 119.0) 6906	(6.22, 1.00) (0.00, N/A, -0.1)	280.0 100.4	0.1055 117.4 117.4	0.5291 [0.5000]	105.8%			
PFHpA	(363.0 / 319.0) 55789 (363.0 / 169.0) 16372	(7.16, 1.00) (0.00, N/A, -0.1)	323.8 235.8	0.2935 102.3 102.3	0.5066 [0.5000]	101.3%			
PFOA	(413.0 / 369.0) 59309 (413.0 / 169.0) 19149	(7.98, 1.00) (0.00, N/A, 0.2)	197.9 322.1	0.3229 99.8 99.8	0.5015 [0.5000]	100.3%			
PFNA	(463.0 / 419.0) 48714 (463.0 / 169.0) 9695	(8.73, 1.00) (0.00, N/A, -0.1)	236.9 113.0	0.1990 98.9 98.9	0.5165 [0.5000]	103.3%			
PFDA	(513.0 / 469.0) 58847 (513.0 / 169.0) 3508	(9.40, 1.00) (0.00, N/A, 0.5)	241.8 93.6	0.0596 67.1 67.1	0.5074 [0.5000]	101.5%			
PFUnA	(563.0 / 519.0) 72950 (563.0 / 169.0) 8624	(9.75, 1.00) (0.00, N/A, 0.2)	339.2 28586.8	0.1182 110.0 110.0	0.4767 [0.5000]	95.3%			
PFDoA	(613.0 / 569.0) 90313 (613.0 / 169.0) 13870	(9.92, 1.00) (0.00, N/A, 0.1)	331.9 6017.8	0.1536 129.0 129.0	0.5156 [0.5000]	103.1%			
PFTTrDA	(663.0 / 619.0) 78549 (663.0 / 169.0) 16262	(10.04, 1.01) (N/A, -0.03, 0.0)	1520.3 194.4	0.2070 111.2 111.2	0.5105 [0.5000]	102.1%			
PFTeDA	(713.0 / 669.0) 72878 (713.0 / 169.0) 10612	(10.14, 1.00) (0.00, N/A, -0.1)	480.7 179.7	0.1456 74.0 74.0	0.5171 [0.5000]	103.4%			



Chemist: ABK  
 Instrument: Saphira  
 Type: Sciex Q3 5500

Sample I.D.: SB03724-CAL2  
 DF, IV: 1, 10.0µL  
 Acquisition Method: 1633 2022-12-07.dam

Quant Method: 1633 - 2022-12-07  
 Path: S2022-12-07A14.wiff-0  
 Acquired: 2022/12/07 - 14:24

Analyte	(Q1 / Q3) Area Counts*min	R.T. (R.T [min], R.R.T.) (ΔRT-[min], ΔRT-CV[min], ΔRT ion[s])	S / N	Ion Ratio IR Vs MP% IR Vs CV%	Concentration [ True ] ng/mL	Q.C. Rec. {Area%CV}	Primary Transition	Confirmation Transition	Flag
PFBS	( 298.9 / 80.0 ) 83218 ( 298.9 / 99.0 ) 56415	( 6.20, 1.00 ) ( 0.00, N/A, 0.1 )	1030.2 597.2	0.6779 100.1 100.1	0.4246 [ 0.4424 ]	96.0%			
PFPeS	( 349.0 / 80.0 ) 158119 ( 349.0 / 99.0 ) 60916	( 7.24, 0.89 ) ( N/A, -0.12, 0.1 )	1054.9 626.4	0.3853 105.6 105.6	0.4564 [ 0.4692 ]	97.3%			
PFHxS	( 399.0 / 80.0 ) 138719 ( 399.0 / 99.0 ) 45203	( 8.12, 1.00 ) ( 0.00, N/A, 0.2 )	566659.5 4181735.6	0.3259 94.5 94.5	0.4516 [ 0.4555 ]	99.1%			
PFHpS	( 449.0 / 80.0 ) 119223 ( 449.0 / 99.0 ) 33420	( 8.90, 0.93 ) ( N/A, -0.11, 0.5 )	739.0 812.9	0.2803 98.6 98.6	0.4440 [ 0.4757 ]	93.3%			
PFOS	( 499.0 / 80.0 ) 143248 ( 499.0 / 99.0 ) 38683	( 9.53, 1.00 ) ( 0.00, N/A, 0.2 )	195.5 722.7	0.2700 104.9 104.9	0.4307 [ 0.4637 ]	92.9%			
PFNS	( 549.0 / 80.0 ) 164386 ( 549.0 / 99.0 ) 48284	( 9.80, 1.03 ) ( N/A, -0.04, 0.1 )	587.9 764.8	0.2937 122.9 122.9	0.4209 [ 0.4799 ]	87.7%			
PFDS	( 599.0 / 80.0 ) 209874 ( 599.0 / 99.0 ) 56328	( 9.94, 1.04 ) ( N/A, -0.04, 0.1 )	660.0 793.2	0.2684 115.4 115.4	0.4291 [ 0.4816 ]	89.1%			
PFDoS	( 698.9 / 80.0 ) 119371 ( 698.9 / 99.0 ) 33202	( 10.12, 1.06 ) ( N/A, -0.03, -0.1 )	646.4 1248.0	0.2781 120.1 120.1	0.4115 [ 0.4848 ]	84.9%			
4:2FTS	( 327.0 / 307.0 ) 117110 ( 327.0 / 81.0 ) 64115	( 5.88, 1.00 ) ( 0.00, N/A, 0.0 )	1411.5 556.5	0.5475 91.7 91.7	1.9300 [ 1.8691 ]	103.3%			
6:2FTS	( 427.0 / 407.0 ) 70152 ( 427.0 / 81.0 ) 50953	( 7.62, 1.00 ) ( 0.00, N/A, 0.2 )	479.4 417.4	0.7263 101.0 101.0	1.9606 [ 1.8981 ]	103.3%			
8:2FTS	( 527.0 / 507.0 ) 58956 ( 527.0 / 81.0 ) 39303	( 9.05, 1.00 ) ( 0.00, N/A, -0.2 )	17855.3 322.6	0.6667 106.9 106.9	2.1011 [ 1.9166 ]	109.6%			

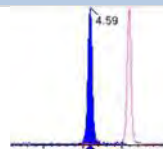
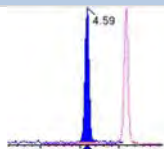
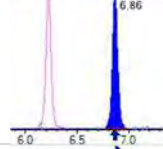
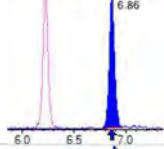
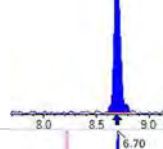
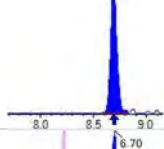
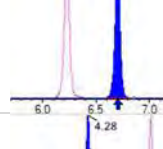
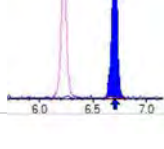
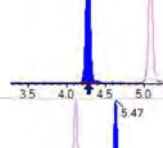
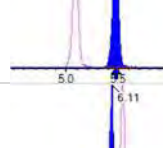
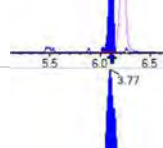
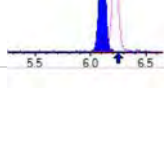
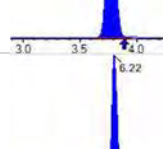
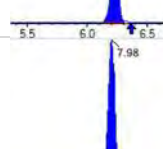
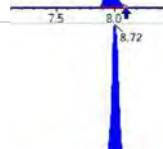



Chemist: ABK  
Instrument: Saphira  
Type: Sciex Q3 5500

Sample I.D.: SB03724-CAL2  
DF, IV: 1, 10.0µL  
Acquisition Method: 1633 2022-12-07.dam

Quant Method: 1633 - 2022-12-07  
Path: S2022-12-07A14.wiff-0  
Acquired: 2022/12/07 - 14:24

Analyte	(Q1 / Q3) Area Counts*min	R.T. (R.T [min], R.R.T.) (ΔRT-I[min], ΔRT-CV[min], ΔRT ion[s])	S / N	Ion Ratio IR Vs MP% IR Vs CV%	Concentration [ True ] ng/mL	Q.C. Rec. {Area%CV}	Primary Transition	Confirmation Transition	Flag
PFOSA	(498.0 / 78.0) 235597 (498.0 / 478.0) 6231	(10.18, 1.00) (0.00, N/A, 0.1)	914.5 29871.6	0.0264 110.8 110.8	0.5094 [0.5000]	101.9%			
NMeFOSA	(511.9 / 219.0) 259215 (511.9 / 169.0) 158306	(10.61, 1.00) (0.00, N/A, 0.0)	1551.1 1226.5	0.6107 91.6 91.6	2.3504 [2.0000]	117.5%			
NEIFOSA	(526.0 / 219.0) 251156 (526.0 / 169.0) 264203	(10.70, 1.00) (0.00, N/A, 0.0)	1822.9 1602.1	1.0519 96.5 96.5	1.9998 [2.0000]	100.0%			
NMeFOSAA	(570.0 / 419.0) 22125 (570.0 / 483.0) 15670	(9.57, 1.00) (0.01, N/A, -0.1)	178.1 2626.8	0.7083 152.7 152.7	0.4166 [0.5000]	83.3%			IR2,
NEIFOSAA	(584.0 / 419.0) 26464 (584.0 / 526.0) 16647	(9.73, 1.00) (0.01, N/A, -0.1)	8294.2 593683.0	0.6290 103.7 103.7	0.5626 [0.5000]	112.5%			
NMeFOSE	(616.1 / 59.0) 60075	(10.58, 1.00) (0.01, N/A, 0.0)	726.9	N/A 0.0 0.0	1.9912 [2.0000]	99.6%			
NEtFOSE	(630.0 / 59.0) 15508	(10.68, 1.00) (0.01, N/A, 0.0)	556.5	N/A 0.0 0.0	2.0877 [2.0000]	104.4%			
HFPO-DA	(285.0 / 169.0) 56561 (285.0 / 185.0) 164593	(6.58, 1.00) (0.00, N/A, 0.0)	779.6 1258.0	2.9100 105.0 105.0	0.9906 [1.0000]	99.1%			
ADONA	(377.0 / 85.0) 206123 (377.0 / 251.0) 25367	(7.48, 1.14) (N/A, -0.12, 0.4)	1049.5 145.7	0.1231 97.9 97.9	0.8928 [0.9427]	94.7%			
9CI-Pf3ONS	(531.0 / 351.0) 600912 (533.0 / 353.0) 200618	(9.75, 1.48) (N/A, -0.04, 0.0)	1617.4 854.9	0.3339 100.0 100.0	0.9458 [0.9333]	101.3%			
11CI-PF3OUDS	(631.0 / 451.0) 401716 (633.0 / 453.0) 124883	(10.02, 1.52) (N/A, -0.03, 0.2)	1250.3 481.9	0.3109 96.1 96.1	0.9190 [0.9432]	97.4%			

Analyte	(Q1 / Q3) Area Counts*min	R.T. (R.T [min], R.R.T.) ( $\Delta$ RT-[min], $\Delta$ RT- CV[min], $\Delta$ RT ion[s])	S / N	Ion Ratio IR Vs MP% IR Vs CV%	Concentration [ True ] ng/mL	Q.C. Rec. {Area%CV}	Primary Transition	Confirmation Transition	Flag
3:3FTCA	(241.0 / 177.0) 8564 (241.0 / 117.0) 13826	(4.59, 0.90) (N/A, -0.14, 0.1)	403.9 283.0	1.6144 92.7 92.7	2.0444 [2.0000]	102.2%			
5:3FTCA	(341.0 / 236.7) 54387 (341.0 / 217.0) 79942	(6.86, 1.10) (N/A, -0.13, 0.1)	592.8 326.4	1.4699 86.1 86.1	2.0691 [2.0000]	103.5%			
7:3FTCA	(441.0 / 317.0) 67268 (441.0 / 337.0) 56455	(8.69, 1.40) (N/A, -0.12, 0.3)	219.3 332.5	0.8393 101.7 101.7	1.9876 [2.0000]	99.4%			
PFEESA	(315.0 / 135.0) 115647 (315.0 / 83.0) 36543	(6.70, 1.08) (N/A, -0.13, 0.1)	1301.0 335.3	0.3160 106.3 106.3	0.9141 [0.8925]	102.4%			
PFMPA	(229.0 / 85.0) 26678	(4.28, 0.84) (N/A, -0.14, 0.0)	707.9	N/A 0.0 0.0	1.1361 [1.0000]	113.6%			
PFMBA	(279.0 / 85.0) 72490	(5.47, 1.08) (N/A, -0.14, 0.0)	1112.7	N/A 0.0 0.0	0.9905 [1.0000]	99.1%			
NFDHA	(201.0 / 85.0) 3197 (295.0 / 201.0) 18989	(6.11, 0.98) (N/A, -0.13, 0.3)	369.6 631.7	5.9391 84.9 84.9	0.9570 [1.0000]	95.7%			
13C3_PFBA_IIS	(216.0 / 172.0) 101063	(3.77, N/A) (N/A, -0.13, N/A)	1670.8	N/A	1.0514 [1.0000]	105.1% {98.9%}			
13C2_PFHxA_IIS	(315.1 / 270.0) 134882	(6.22, N/A) (N/A, -0.14, N/A)	1884.4	N/A	1.0923 [1.0000]	109.2% {109.0%}			
13C4_PFOA_IIS	(417.0 / 372.0) 119020	(7.98, N/A) (N/A, -0.12, N/A)	1213.6	N/A	1.0040 [1.0000]	100.4% {105.7%}			
13C5_PFNA_IIS	(468.0 / 423.0) 94217	(8.72, N/A) (N/A, -0.12, N/A)	809.2	N/A	0.9893 [1.0000]	98.9% {91.7%}			

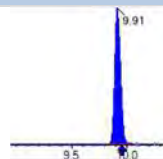
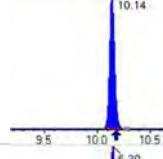
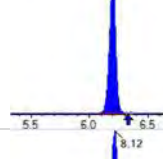
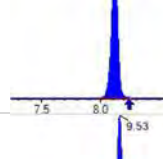
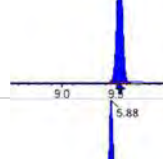
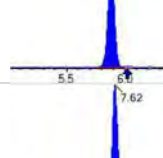
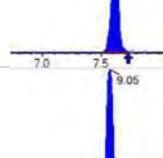
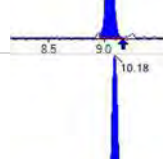
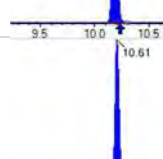
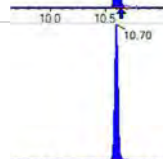



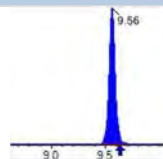
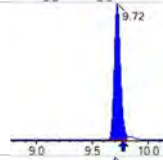
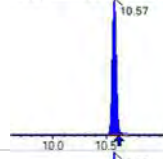
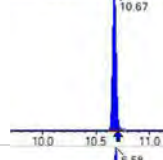
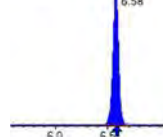
Chemist: ABK  
 Instrument: Saphira  
 Type: Sciex Q3 5500

Sample I.D.: SB03724-CAL2  
 DF, IV: 1, 10.0µL  
 Acquisition Method: 1633 2022-12-07.dam

Quant Method: 1633 - 2022-12-07  
 Path: S2022-12-07A14.wiff-0  
 Acquired: 2022/12/07 - 14:24

Analyte	(Q1 / Q3) Area Counts*min	R.T. (R.T [min], R.R.T.) (ΔRT-[min], ΔRT- CV[min], ΔRT ion[s])	S / N	Ion Ratio IR Vs MP% IR Vs CV%	Concentration [ True ] ng/mL	Q.C. Rec. {Area%CV}	Primary Transition	Confirmation Transition	Flag
13C2_PFDA_IIS	(515.1 / 470.1) 81747	(9.39, N/A) (N/A, -0.10, N/A)	1033.9	N/A	0.9923 [ 1.0000 ]	99.2% { 92.3% }			
18O2_PFHxS_IIS	(403.0 / 83.9) 208121	(8.12, N/A) (N/A, -0.12, N/A)	1345.3	N/A	0.9697 [ 1.0000 ]	97.0% { 94.1% }			
13C4_PFOS_IIS	(502.8 / 79.9) 187757	(9.53, N/A) (N/A, -0.08, N/A)	774.1	N/A	1.0088 [ 1.0000 ]	100.9% { 92.5% }			
13C4_PFBA_EIS	(217.0 / 172.0) 744076	(3.77, N/A) (N/A, -0.13, N/A)	2930.1	N/A	7.8530 [ 8.0000 ]	98.2% { 95.0% }			
13C5_PFPeA_EIS	(267.9 / 223.0) 354834	(5.09, N/A) (N/A, -0.14, N/A)	2235.3	N/A	3.6064 [ 4.0000 ]	90.2% { 95.4% }			
13C5_PFHxA_EIS	(318.0 / 273.0) 245500	(6.22, N/A) (N/A, -0.14, N/A)	1779.5	N/A	1.7844 [ 2.0000 ]	89.2% { 92.5% }			
13C4_PFHpA_EIS	(367.0 / 322.0) 217413	(7.16, N/A) (N/A, -0.12, N/A)	1365.6	N/A	1.7507 [ 2.0000 ]	87.5% { 95.8% }			
13C8_PFOA_EIS	(421.0 / 376.0) 229470	(7.98, N/A) (N/A, -0.12, N/A)	971.9	N/A	1.8955 [ 2.0000 ]	94.8% { 90.6% }			
13C9_PFNA_EIS	(472.0 / 427.0) 97835	(8.72, N/A) (N/A, -0.11, N/A)	724.3	N/A	1.0522 [ 1.0000 ]	105.2% { 106.5% }			
13C6_PFDA_EIS	(519.0 / 474.0) 114332	(9.40, N/A) (N/A, -0.09, N/A)	791.2	N/A	0.9629 [ 1.0000 ]	96.3% { 92.7% }			
13C7_PFUnA_EIS	(570.0 / 525.0) 173833	(9.75, N/A) (N/A, -0.04, N/A)	642.6	N/A	1.0906 [ 1.0000 ]	109.1% { 105.2% }			

Analyte	(Q1 / Q3) Area Counts*min	R.T. (R.T [min], R.R.T.) ( $\Delta$ RT-[min], $\Delta$ RT- CV[min], $\Delta$ RT ion[s])	S / N	Ion Ratio IR Vs MP% IR Vs CV%	Concentration [ True ] ng/mL	Q.C. Rec. {Area%CV}	Primary Transition	Confirmation Transition	Flag
13C2_PFDa_EIS	(615.0 / 570.0) 190365	(9.91, N/A) (N/A, -0.04, N/A)	621.6	N/A	0.9841 [ 1.0000 ]	98.4% { 82.6% }			
13C2_PFTeDA_EIS	(715.0 / 670.0) 142983	(10.14, N/A) (N/A, -0.04, N/A)	634.5	N/A	1.0069 [ 1.0000 ]	100.7% { 96.1% }			
13C3_PFBs_EIS	(302.0 / 80.0) 642009	(6.20, N/A) (N/A, -0.14, N/A)	1918.3	N/A	2.0990 [ 2.0000 ]	104.9% { 99.5% }			
13C3_PFHxS_EIS	(402.0 / 80.0) 366436	(8.12, N/A) (N/A, -0.12, N/A)	1436.2	N/A	2.1046 [ 2.0000 ]	105.2% { 99.0% }			
13C8_PFOS_EIS	(507.0 / 80.0) 592538	(9.53, N/A) (N/A, -0.08, N/A)	1052.1	N/A	2.0702 [ 2.0000 ]	103.5% { 96.2% }			
13C2_4:2FTS_EIS	(329.0 / 81.0) 69477	(5.88, N/A) (N/A, -0.14, N/A)	601.0	N/A	4.0275 [ 4.0000 ]	100.7% { 96.1% }			
13C2_6:2FTS_EIS	(429.0 / 81.0) 90228	(7.62, N/A) (N/A, -0.12, N/A)	750.0	N/A	3.8986 [ 4.0000 ]	97.5% { 95.1% }			
13C2_8:2FTS_EIS	(529.0 / 81.0) 71473	(9.05, N/A) (N/A, -0.11, N/A)	416.6	N/A	3.5580 [ 4.0000 ]	88.9% { 80.7% }			
13C8_PFOsa_EIS	(506.0 / 78.0) 832923	(10.18, N/A) (N/A, -0.04, N/A)	1457.1	N/A	1.9062 [ 2.0000 ]	95.3% { 93.3% }			
D3_NMeFOsa_EIS	(515.0 / 169.0) 239981	(10.61, N/A) (N/A, -0.03, N/A)	1167.1	N/A	1.8560 [ 2.0000 ]	92.8% { 92.3% }			
D5_NeIFOSA_EIS	(531.1 / 169.0) 242542	(10.70, N/A) (N/A, -0.03, N/A)	2012.0	N/A	2.0688 [ 2.0000 ]	103.4% { 100.0% }			

Analyte	(Q1 / Q3) Area Counts*min	R.T. (R.T [min], R.R.T.) ( $\Delta$ RT-I[ $\mu$ min], $\Delta$ RT- CV[ $\mu$ min], $\Delta$ RT ion[s])	S / N	Ion Ratio IR Vs MP% IR Vs CV%	Concentration [ True ] ng/mL	Q.C. Rec. {Area%CV}	Primary Transition	Confirmation Transition	Flag
D3_MeFOSAA_EIS	(573.0 / 419.0) 243583	(9.56, N/A) (N/A, -0.07, N/A)	655.8	N/A	3.8252 [ 4.0000 ]	95.6% { 89.2% }			
D5_EtFOSAA_EIS	(589.0 / 419.0) 205042	(9.72, N/A) (N/A, -0.05, N/A)	594.3	N/A	3.7463 [ 4.0000 ]	93.7% { 88.9% }			
D7_NMeFOSE_EIS	(623.2 / 58.9) 429189	(10.57, N/A) (N/A, -0.03, N/A)	1740.3	N/A	19.4335 [ 20.0000 ]	97.2% { 94.3% }			
D9_NEtFOSE_EIS	(639.2 / 58.9) 216965	(10.67, N/A) (N/A, -0.03, N/A)	1975.4	N/A	19.2807 [ 20.0000 ]	96.4% { 91.3% }			
13C3_HFPODA_EIS	(287.0 / 169.0) 687782	(6.58, N/A) (N/A, -0.13, N/A)	1687.1	N/A	7.5905 [ 8.0000 ]	94.9% { 102.4% }			



Chemist: ABK  
Instrument: Saphira  
Type: Sciex Q3 5500

Sample I.D.: SB03724-CAL3  
DF, IV: 1, 10.0µL  
Acquisition Method: 1633 2022-12-07.dam

Quant Method: 1633 - 2022-12-07  
Path: S2022-12-07A15.wiff-0  
Acquired: 2022/12/07 - 14:37

Analyte	(Q1 / Q3) Area Counts*min	R.T. (R.T [min], R.R.T.) (ΔRT-[min], ΔRT- CV[min], ΔRT ion[s])	S / N	Ion Ratio IR Vs MP% IR Vs CV%	Concentration [ True ] ng/mL	Q.C. Rec. {Area%CV}	Primary Transition	Confirmation Transition	Flag
PFBA	(212.9 / 169.0) 300036	(3.74, 1.00) (0.00, N/A, 0.0)	140.4	N/A 0.0 0.0	4.0038 [ 4.0000 ]	100.1%			
PFPeA	(262.9 / 219.0) 181207 (262.9 / 69.0) 2137	(5.06, 1.00) (0.00, N/A, 0.3)	1378.8 83.8	0.0118 101.3 101.3	1.9861 [ 2.0000 ]	99.3%			
PFHxA	(313.0 / 269.0) 128354 (313.0 / 119.0) 13855	(6.20, 1.00) (0.00, N/A, 0.1)	510.8 255.4	0.1079 120.1 120.1	0.9420 [ 1.0000 ]	94.2%			
PFHpA	(363.0 / 319.0) 122717 (363.0 / 169.0) 35507	(7.13, 1.00) (0.00, N/A, -0.1)	532.7 485.6	0.2893 100.9 100.9	0.9834 [ 1.0000 ]	98.3%			
PFOA	(413.0 / 369.0) 135806 (413.0 / 169.0) 42907	(7.95, 1.00) (0.00, N/A, 0.0)	476.2 479.5	0.3159 97.7 97.7	1.0800 [ 1.0000 ]	108.0%			
PFNA	(463.0 / 419.0) 98054 (463.0 / 169.0) 18747	(8.70, 1.00) (0.00, N/A, 0.0)	334.9 96.3	0.1912 95.0 95.0	1.0737 [ 1.0000 ]	107.4%			
PFDA	(513.0 / 469.0) 119437 (513.0 / 169.0) 13271	(9.38, 1.00) (0.00, N/A, 0.0)	398.9 9125.2	0.1111 125.1 125.1	1.0936 [ 1.0000 ]	109.4%			
PFUnA	(563.0 / 519.0) 160671 (563.0 / 169.0) 14453	(9.74, 1.00) (0.00, N/A, 0.1)	615.5 316.8	0.0900 83.7 83.7	1.0024 [ 1.0000 ]	100.2%			
PFDoA	(613.0 / 569.0) 185369 (613.0 / 169.0) 21562	(9.91, 1.00) (0.00, N/A, -0.3)	563.4 105.2	0.1163 97.7 97.7	1.0516 [ 1.0000 ]	105.2%			
PFTTrDA	(663.0 / 619.0) 159563 (663.0 / 169.0) 32429	(10.03, 1.01) (N/A, -0.04, -0.1)	637.4 194.1	0.2032 109.1 109.1	1.0305 [ 1.0000 ]	103.1%			
PFTeDA	(713.0 / 669.0) 160214 (713.0 / 169.0) 28263	(10.14, 1.00) (0.00, N/A, 0.1)	741.3 536.4	0.1764 89.6 89.6	1.0334 [ 1.0000 ]	103.3%			

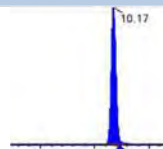
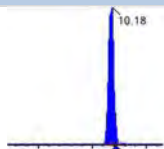
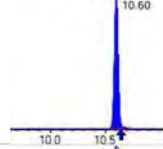
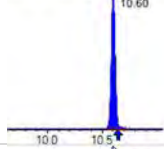
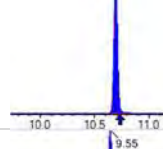
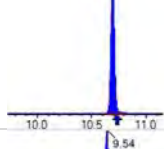
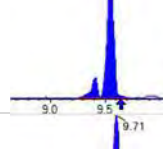
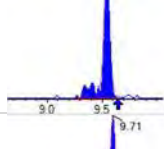
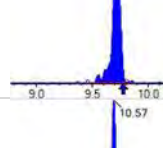
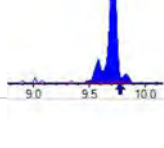
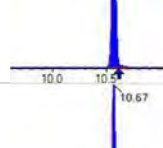
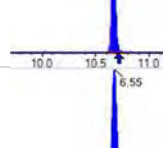
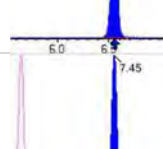
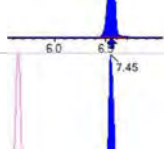
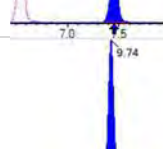
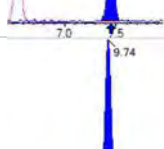
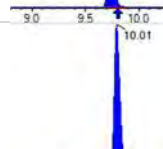
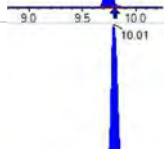

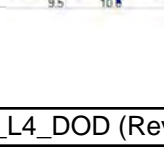


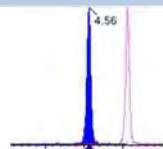
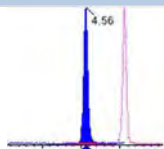
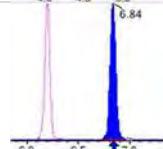
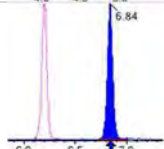
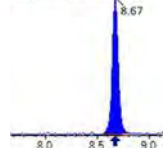
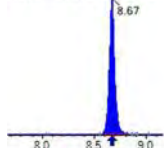
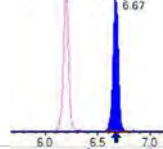
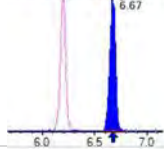
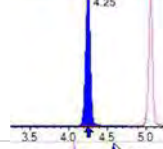
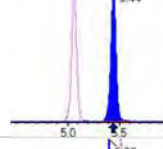
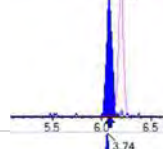
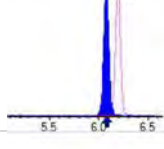
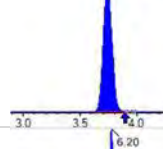
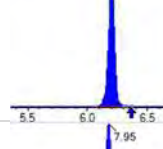
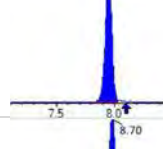
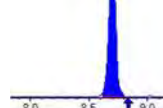
Chemist: ABK  
 Instrument: Saphira  
 Type: Sciex Q3 5500

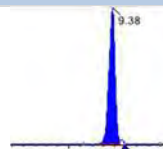
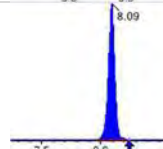
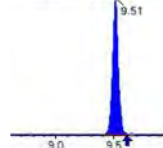
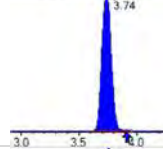
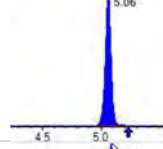
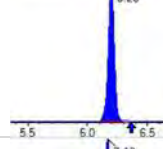
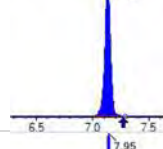
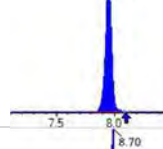
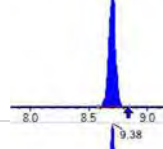
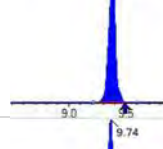
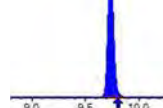
Sample I.D.: SB03724-CAL3  
 DF, IV: 1, 10.0µL  
 Acquisition Method: 1633 2022-12-07.dam

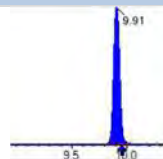
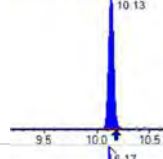
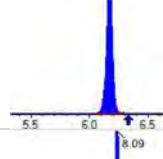
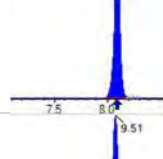
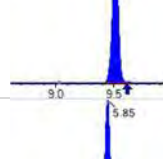
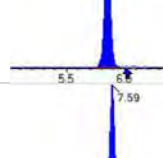
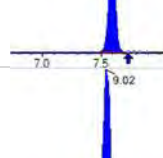
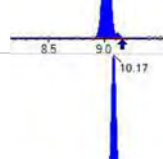
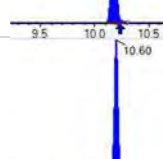
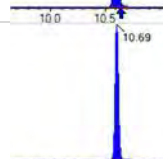

Quant Method: 1633 - 2022-12-07  
 Path: S2022-12-07A15.wiff-0  
 Acquired: 2022/12/07 - 14:37

Analyte	(Q1 / Q3) Area Counts*min	R.T. (R.T [min], R.R.T.) ( $\Delta$ RT-[min], $\Delta$ RT- CV[min], $\Delta$ RT ion[s])	S / N	Ion Ratio IR Vs MP% IR Vs CV%	Concentration [ True ] ng/mL	Q.C. Rec. {Area%CV}	Primary Transition	Confirmation Transition	Flag
PFBS	( 298.9 / 80.0 ) 190333 ( 298.9 / 99.0 ) 119081	( 6.17 , 1.00 ) ( 0.00 , N/A , 0.0 )	1290.5 1010.6	0.6256 92.3 92.3	0.9361 [ 0.8847 ]	105.8%			
PFPeS	( 349.0 / 80.0 ) 334090 ( 349.0 / 99.0 ) 118942	( 7.22 , 0.89 ) ( N/A , -0.15 , 0.0 )	1398.4 1022.5	0.3560 97.6 97.6	0.9887 [ 0.9384 ]	105.4%			
PFHxS	( 399.0 / 80.0 ) 280660 ( 399.0 / 99.0 ) 95556	( 8.09 , 1.00 ) ( 0.00 , N/A , 0.2 )	103839.4 752.2	0.3405 98.7 98.7	0.9367 [ 0.9110 ]	102.8%			
PFHpS	( 449.0 / 80.0 ) 259971 ( 449.0 / 99.0 ) 66905	( 8.87 , 0.93 ) ( N/A , -0.14 , 0.0 )	972.9 704.4	0.2574 90.5 90.5	1.0708 [ 0.9514 ]	112.6%			
PFOS	( 499.0 / 80.0 ) 298706 ( 499.0 / 99.0 ) 61226	( 9.51 , 1.00 ) ( 0.00 , N/A , -0.2 )	243.1 206.1	0.2050 79.6 79.6	0.9932 [ 0.9275 ]	107.1%			
PFNS	( 549.0 / 80.0 ) 380781 ( 549.0 / 99.0 ) 94699	( 9.78 , 1.03 ) ( N/A , -0.05 , 0.0 )	1214.1 403.1	0.2487 104.1 104.1	1.0783 [ 0.9599 ]	112.3%			
PFDS	( 599.0 / 80.0 ) 450236 ( 599.0 / 99.0 ) 104227	( 9.93 , 1.04 ) ( N/A , -0.04 , 0.2 )	1090.0 1255.1	0.2315 99.5 99.5	1.0180 [ 0.9631 ]	105.7%			
PFDoS	( 698.9 / 80.0 ) 288552 ( 698.9 / 99.0 ) 72431	( 10.12 , 1.06 ) ( N/A , -0.04 , -0.2 )	2666.5 1606.6	0.2510 108.3 108.3	1.1001 [ 0.9696 ]	113.5%			
4:2FTS	( 327.0 / 307.0 ) 233834 ( 327.0 / 81.0 ) 139551	( 5.85 , 1.00 ) ( 0.00 , N/A , 0.1 )	1745.3 897.1	0.5968 99.9 99.9	3.6262 [ 3.7381 ]	97.0%			
6:2FTS	( 427.0 / 407.0 ) 150202 ( 427.0 / 81.0 ) 108903	( 7.60 , 1.00 ) ( 0.00 , N/A , 0.0 )	1165.8 943.7	0.7250 100.8 100.8	3.9459 [ 3.7962 ]	103.9%			
8:2FTS	( 527.0 / 507.0 ) 130807 ( 527.0 / 81.0 ) 80708	( 9.02 , 1.00 ) ( 0.00 , N/A , 0.0 )	1407.5 613.6	0.6170 99.0 99.0	4.2765 [ 3.8332 ]	111.6%			

Analyte	(Q1 / Q3) Area Counts*min	R.T. (R.T [min], R.R.T.) ( $\Delta$ RT-[min], $\Delta$ RT- CV[min], $\Delta$ RT ion[s])	S / N	Ion Ratio IR Vs MP% IR Vs CV%	Concentration [ True ] ng/mL	Q.C. Rec. {Area%CV}	Primary Transition	Confirmation Transition	Flag
PFOSA	(498.0 / 78.0) 495788 (498.0 / 478.0) 11387	(10.17, 1.00) (0.00, N/A, -0.1)	1194.0 2178.3	0.0230 96.2 96.2	0.9243 [ 1.0000 ]	92.4%			
NMeFOSA	(511.9 / 219.0) 510792 (511.9 / 169.0) 331616	(10.60, 1.00) (0.00, N/A, 0.0)	1601.5 1464.8	0.6492 97.3 97.3	4.2091 [ 4.0000 ]	105.2%			
NEIFOSA	(526.0 / 219.0) 508527 (526.0 / 169.0) 535287	(10.69, 1.00) (0.00, N/A, 0.0)	1986.8 2315.5	1.0526 96.6 96.6	3.9626 [ 4.0000 ]	99.1%			
NMeFOSAA	(570.0 / 419.0) 58028 (570.0 / 483.0) 24948	(9.55, 1.00) (0.01, N/A, 0.2)	2588.6 6739.6	0.4299 92.7 92.7	1.0029 [ 1.0000 ]	100.3%			
NEIFOSAA	(584.0 / 419.0) 48300 (584.0 / 526.0) 35594	(9.71, 1.00) (0.01, N/A, 0.3)	1230.4 1383169.4	0.7369 121.4 121.4	0.9570 [ 1.0000 ]	95.7%			
NMeFOSE	(616.1 / 59.0) 135244	(10.57, 1.00) (0.01, N/A, 0.0)	1028.0	N/A 0.0 0.0	4.3406 [ 4.0000 ]	108.5%			
NEIFOSE	(630.0 / 59.0) 33129	(10.67, 1.00) (0.01, N/A, 0.0)	1155.8	N/A 0.0 0.0	4.1625 [ 4.0000 ]	104.1%			
HFPO-DA	(285.0 / 169.0) 116223 (285.0 / 185.0) 319965	(6.55, 1.00) (0.00, N/A, 0.1)	994.8 1262.6	2.7530 99.3 99.3	2.0462 [ 2.0000 ]	102.3%			
ADONA	(377.0 / 85.0) 428525 (377.0 / 251.0) 59630	(7.45, 1.14) (N/A, -0.15, 0.1)	1867.5 284.1	0.1392 110.7 110.7	1.8659 [ 1.8854 ]	99.0%			
9CI-Pf3ONS	(531.0 / 351.0) 1171497 (533.0 / 353.0) 410662	(9.74, 1.49) (N/A, -0.06, -0.1)	1741.5 1041.3	0.3505 105.0 105.0	1.8537 [ 1.8665 ]	99.3%			
11CI-PF3OUDS	(631.0 / 451.0) 884106 (633.0 / 453.0) 253813	(10.01, 1.53) (N/A, -0.04, -0.1)	2107.1 1064.4	0.2871 88.7 88.7	2.0332 [ 1.8864 ]	107.8%			

Analyte	(Q1 / Q3) Area Counts*min	R.T. (R.T [min], R.R.T.) ( $\Delta$ RT-[min], $\Delta$ RT- CV[min], $\Delta$ RT ion[s])	S / N	Ion Ratio IR Vs MP% IR Vs CV%	Concentration [ True ] ng/mL	Q.C. Rec. {Area%CV}	Primary Transition	Confirmation Transition	Flag
3:3FTCA	(241.0 / 177.0) 17630 (241.0 / 117.0) 30453	(4.56, 0.90) (N/A, -0.18, 0.1)	501.0 502.5	1.7274 99.2 99.2	3.9333 [ 4.0000 ]	98.3%			
5:3FTCA	(341.0 / 236.7) 112336 (341.0 / 217.0) 183665	(6.84, 1.10) (N/A, -0.16, 0.0)	732.5 556.0	1.6350 95.7 95.7	3.8804 [ 4.0000 ]	97.0%			
7:3FTCA	(441.0 / 317.0) 139293 (441.0 / 337.0) 112590	(8.67, 1.40) (N/A, -0.14, 0.1)	334.8 563.1	0.8083 98.0 98.0	3.7370 [ 4.0000 ]	93.4%			
PFEESA	(315.0 / 135.0) 250986 (315.0 / 83.0) 73950	(6.67, 1.08) (N/A, -0.16, -0.1)	1135.8 638.2	0.2946 99.1 99.1	1.8013 [ 1.7849 ]	100.9%			
PFMPA	(229.0 / 85.0) 49849	(4.25, 0.84) (N/A, -0.16, 0.0)	1216.3	N/A 0.0 0.0	1.9841 [ 2.0000 ]	99.2%			
PFMBA	(279.0 / 85.0) 156577	(5.44, 1.08) (N/A, -0.17, 0.0)	1540.9	N/A 0.0 0.0	1.9996 [ 2.0000 ]	100.0%			
NFDHA	(201.0 / 85.0) 6697 (295.0 / 201.0) 42118	(6.08, 0.98) (N/A, -0.17, 0.0)	263.0 722.0	6.2896 89.9 89.9	1.9313 [ 2.0000 ]	96.6%			
13C3_PFBA_IIS	(216.0 / 172.0) 107797	(3.74, N/A) (N/A, -0.16, N/A)	1759.7	N/A	1.1214 [ 1.0000 ]	112.1% { 105.5% }			
13C2_PFHxA_IIS	(315.1 / 270.0) 129636	(6.20, N/A) (N/A, -0.16, N/A)	1054.4	N/A	1.0498 [ 1.0000 ]	105.0% { 104.7% }			
13C4_PFOA_IIS	(417.0 / 372.0) 127326	(7.95, N/A) (N/A, -0.14, N/A)	1065.8	N/A	1.0740 [ 1.0000 ]	107.4% { 113.1% }			
13C5_PFNA_IIS	(468.0 / 423.0) 101758	(8.70, N/A) (N/A, -0.14, N/A)	3334.8	N/A	1.0684 [ 1.0000 ]	106.8% { 99.1% }			

Analyte	(Q1 / Q3) Area Counts*min	R.T. (R.T [min], R.R.T.) ( $\Delta$ RT-[min], $\Delta$ RT- CV[min], $\Delta$ RT ion[s])	S / N	Ion Ratio IR Vs MP% IR Vs CV%	Concentration [ True ] ng/mL	Q.C. Rec. {Area%CV}	Primary Transition	Confirmation Transition	Flag
13C2_PFDA_IIS	(515.1 / 470.1) 80775	(9.38, N/A) (N/A, -0.11, N/A)	3062.3	N/A	0.9805 [ 1.0000 ]	98.0% { 91.2% }			
18O2_PFHxS_IIS	(403.0 / 83.9) 218193	(8.09, N/A) (N/A, -0.15, N/A)	1371.6	N/A	1.0166 [ 1.0000 ]	101.7% { 98.6% }			
13C4_PFOS_IIS	(502.8 / 79.9) 176553	(9.51, N/A) (N/A, -0.09, N/A)	1036.7	N/A	0.9486 [ 1.0000 ]	94.9% { 87.0% }			
13C4_PFBA_EIS	(217.0 / 172.0) 787334	(3.74, N/A) (N/A, -0.16, N/A)	2690.3	N/A	7.7905 [ 8.0000 ]	97.4% { 100.5% }			
13C5_PFPeA_EIS	(267.9 / 223.0) 379649	(5.06, N/A) (N/A, -0.17, N/A)	2094.3	N/A	4.0147 [ 4.0000 ]	100.4% { 102.1% }			
13C5_PFHxA_EIS	(318.0 / 273.0) 270387	(6.20, N/A) (N/A, -0.16, N/A)	1396.9	N/A	2.0449 [ 2.0000 ]	102.2% { 101.9% }			
13C4_PFHpA_EIS	(367.0 / 322.0) 246379	(7.13, N/A) (N/A, -0.15, N/A)	1312.9	N/A	2.0643 [ 2.0000 ]	103.2% { 108.6% }			
13C8_PFOA_EIS	(421.0 / 376.0) 243968	(7.95, N/A) (N/A, -0.15, N/A)	1666.5	N/A	1.8838 [ 2.0000 ]	94.2% { 96.3% }			
13C9_PFNA_EIS	(472.0 / 427.0) 94725	(8.70, N/A) (N/A, -0.13, N/A)	979.6	N/A	0.9433 [ 1.0000 ]	94.3% { 103.1% }			
13C6_PFDA_EIS	(519.0 / 474.0) 107653	(9.38, N/A) (N/A, -0.11, N/A)	1225.1	N/A	0.9175 [ 1.0000 ]	91.8% { 87.3% }			
13C7_PFUnA_EIS	(570.0 / 525.0) 182077	(9.74, N/A) (N/A, -0.06, N/A)	1260.0	N/A	1.1561 [ 1.0000 ]	115.6% { 110.1% }			

Analyte	(Q1 / Q3) Area Counts*min	R.T. (R.T [min], R.R.T.) ( $\Delta$ RT-I[ $\mu$ min], $\Delta$ RT- CV[ $\mu$ min], $\Delta$ RT ion[s])	S / N	Ion Ratio IR Vs MP% IR Vs CV%	Concentration [ True ] ng/mL	Q.C. Rec. {Area%CV}	Primary Transition	Confirmation Transition	Flag
13C2_PFDa_EIS	(615.0 / 570.0) 191576	(9.91, N/A) (N/A, -0.05, N/A)	652.0	N/A	1.0023 [ 1.0000 ]	100.2% { 83.1% }			
13C2_PFTeDA_EIS	(715.0 / 670.0) 157280	(10.13, N/A) (N/A, -0.04, N/A)	882.5	N/A	1.1209 [ 1.0000 ]	112.1% { 105.7% }			
13C3_PFBs_EIS	(302.0 / 80.0) 666100	(6.17, N/A) (N/A, -0.16, N/A)	1764.0	N/A	2.0772 [ 2.0000 ]	103.9% { 103.2% }			
13C3_PFHxS_EIS	(402.0 / 80.0) 357409	(8.09, N/A) (N/A, -0.14, N/A)	1349.5	N/A	1.9580 [ 2.0000 ]	97.9% { 96.6% }			
13C8_PFOS_EIS	(507.0 / 80.0) 535755	(9.51, N/A) (N/A, -0.09, N/A)	793.6	N/A	1.9906 [ 2.0000 ]	99.5% { 86.9% }			
13C2_4:2FTS_EIS	(329.0 / 81.0) 73835	(5.85, N/A) (N/A, -0.17, N/A)	845.2	N/A	4.0826 [ 4.0000 ]	102.1% { 102.1% }			
13C2_6:2FTS_EIS	(429.0 / 81.0) 95989	(7.59, N/A) (N/A, -0.14, N/A)	965.9	N/A	3.9560 [ 4.0000 ]	98.9% { 101.1% }			
13C2_8:2FTS_EIS	(529.0 / 81.0) 77910	(9.02, N/A) (N/A, -0.14, N/A)	558.5	N/A	3.6994 [ 4.0000 ]	92.5% { 88.0% }			
13C8_PFOsa_EIS	(506.0 / 78.0) 966019	(10.17, N/A) (N/A, -0.05, N/A)	1278.9	N/A	2.3511 [ 2.0000 ]	117.6% { 108.2% }			
D3_NMeFOSA_EIS	(515.0 / 169.0) 264072	(10.60, N/A) (N/A, -0.04, N/A)	1322.7	N/A	2.1719 [ 2.0000 ]	108.6% { 101.6% }			
D5_NEiFOSA_EIS	(531.1 / 169.0) 247837	(10.69, N/A) (N/A, -0.04, N/A)	1874.1	N/A	2.2481 [ 2.0000 ]	112.4% { 102.2% }			

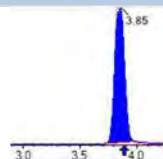
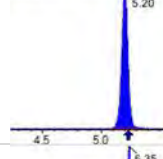
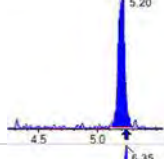
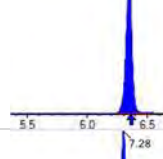
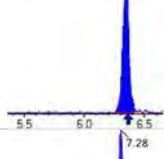
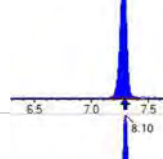
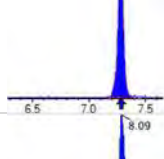
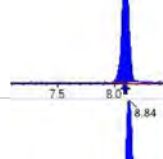
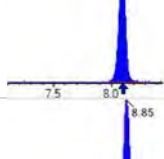
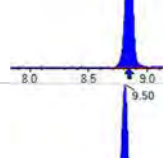
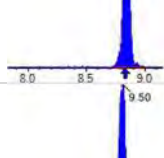
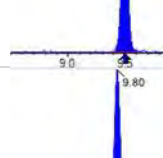

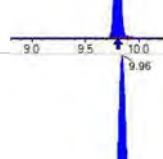
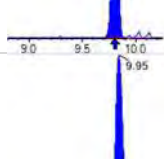
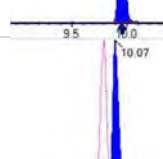
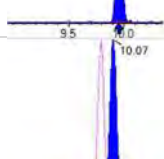
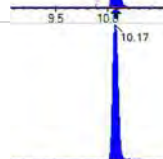
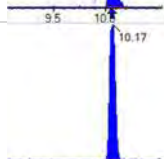

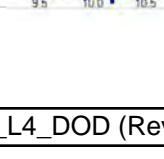


Chemist: ABK  
 Instrument: Saphira  
 Type: Sciex Q3 5500

Sample I.D.: SB03724-CAL3  
 DF, IV: 1, 10.0µL  
 Acquisition Method: 1633 2022-12-07.dam

Quant Method: 1633 - 2022-12-07  
 Path: S2022-12-07A15.wiff-0  
 Acquired: 2022/12/07 - 14:37

Analyte	(Q1 / Q3) Area Counts*min	R.T. (R.T [min], R.R.T.) (ΔRT-I[min], ΔRT-CV[min], ΔRT ion[s])	S / N	Ion Ratio IR Vs MP% IR Vs CV%	Concentration [ True ] ng/mL	Q.C. Rec. {Area%CV}	Primary Transition	Confirmation Transition	Flag
D3_MeFOSAA_EIS	( 573.0 / 419.0 ) 265404	( 9.54, N/A ) ( N/A, -0.09, N/A )	793.5	N/A	4.4323 [ 4.0000 ]	110.8% { 97.2% }			
D5_EtFOSAA_EIS	( 589.0 / 419.0 ) 219993	( 9.71, N/A ) ( N/A, -0.06, N/A )	607.2	N/A	4.2746 [ 4.0000 ]	106.9% { 95.4% }			
D7_NMeFOSE_EIS	( 623.2 / 58.9 ) 443236	( 10.56, N/A ) ( N/A, -0.04, N/A )	1649.2	N/A	21.3431 [ 20.0000 ]	106.7% { 97.4% }			
D9_NEtFOSE_EIS	( 639.2 / 58.9 ) 232460	( 10.66, N/A ) ( N/A, -0.04, N/A )	3076.8	N/A	21.9686 [ 20.0000 ]	109.8% { 97.8% }			
13C3_HFPODA_EIS	( 287.0 / 169.0 ) 684157	( 6.55, N/A ) ( N/A, -0.16, N/A )	1714.2	N/A	7.8561 [ 8.0000 ]	98.2% { 101.9% }			

Analyte	(Q1 / Q3) Area Counts*min	R.T. (R.T [min], R.R.T.) ( $\Delta$ RT-I[ $\mu$ min], $\Delta$ RT- CV[ $\mu$ min], $\Delta$ RT ion[s])	S / N	Ion Ratio IR Vs MP% IR Vs CV%	Concentration [ True ] ng/mL	Q.C. Rec. {Area%CV}	Primary Transition	Confirmation Transition	Flag
PFBA	(212.9 / 169.0) 573512	(3.85, 1.00) (0.00, N/A, 0.0)	138.3	N/A 0.0 0.0	8.1979 [ 8.0000 ]	102.5%			
PFPeA	(262.9 / 219.0) 364344 (262.9 / 69.0) 3803	(5.20, 1.00) (0.00, N/A, 0.1)	1887.4 151.9	0.0104 89.6 89.6	4.0798 [ 4.0000 ]	102.0%			
PFHxA	(313.0 / 269.0) 264286 (313.0 / 119.0) 25580	(6.35, 1.00) (0.00, N/A, 0.1)	1043.7 352.2	0.0968 107.7 107.7	2.0720 [ 2.0000 ]	103.6%			
PFHpA	(363.0 / 319.0) 235343 (363.0 / 169.0) 71981	(7.28, 1.00) (0.00, N/A, 0.0)	839.0 558.9	0.3059 106.6 106.6	2.0325 [ 2.0000 ]	101.6%			
PFOA	(413.0 / 369.0) 261900 (413.0 / 169.0) 81444	(8.10, 1.00) (0.00, N/A, 0.0)	590.7 629.8	0.3110 96.1 96.1	2.0570 [ 2.0000 ]	102.8%			
PFNA	(463.0 / 419.0) 188075 (463.0 / 169.0) 40959	(8.84, 1.00) (0.00, N/A, -0.2)	645.3 387.2	0.2178 108.2 108.2	2.0096 [ 2.0000 ]	100.5%			
PFDA	(513.0 / 469.0) 260951 (513.0 / 169.0) 23734	(9.50, 1.00) (0.00, N/A, -0.1)	569.3 199.1	0.0910 102.4 102.4	2.2223 [ 2.0000 ]	111.1%			
PFUnA	(563.0 / 519.0) 303693 (563.0 / 169.0) 34701	(9.80, 1.00) (0.00, N/A, -0.1)	755.9 209.0	0.1143 106.3 106.3	2.0980 [ 2.0000 ]	104.9%			
PFDoA	(613.0 / 569.0) 387342 (613.0 / 169.0) 52935	(9.96, 1.00) (0.00, N/A, 0.1)	816.0 297.1	0.1367 114.8 114.8	2.2635 [ 2.0000 ]	113.2%			
PFTTrDA	(663.0 / 619.0) 323957 (663.0 / 169.0) 70804	(10.07, 1.01) (N/A, 0.00, -0.3)	892.0 995.2	0.2186 117.4 117.4	2.1552 [ 2.0000 ]	107.8%			
PFTeDA	(713.0 / 669.0) 294471 (713.0 / 169.0) 52441	(10.17, 1.00) (0.00, N/A, 0.0)	766.0 565.4	0.1781 90.5 90.5	2.1842 [ 2.0000 ]	109.2%			

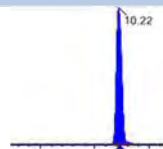
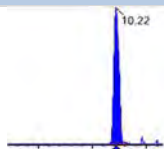
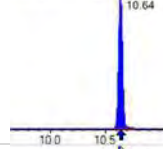
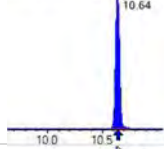
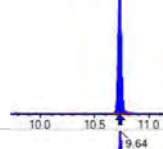
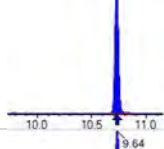
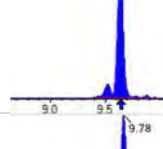
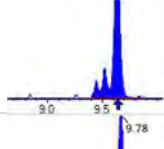
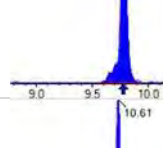
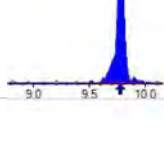
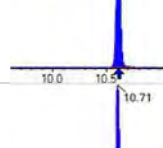

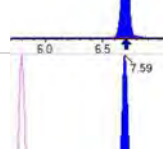
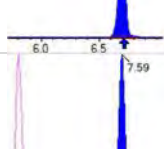
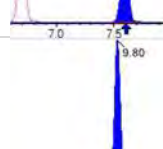
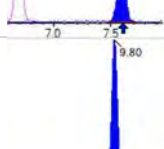
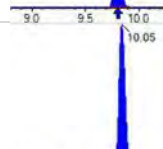
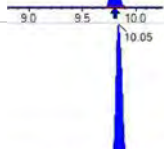

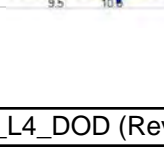


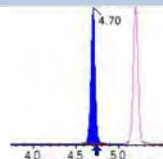
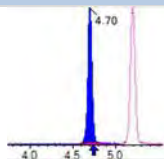
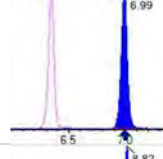
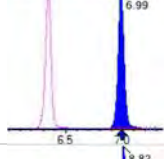
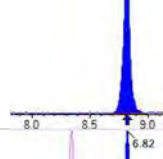
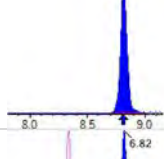
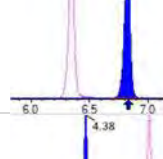
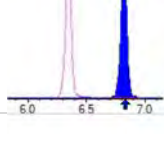
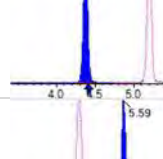
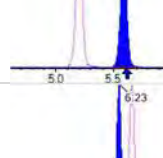
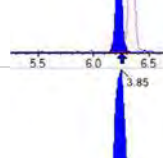
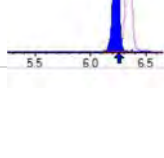
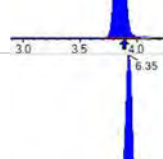
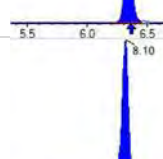
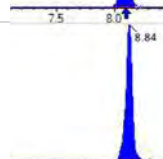

Chemist: ABK  
 Instrument: Saphira  
 Type: Sciex Q3 5500

Sample I.D.: SB03724-CAL4  
 DF, IV: 1, 10.0µL  
 Acquisition Method: 1633 2022-12-07.dam

Quant Method: 1633 - 2022-12-07  
 Path: S2022-12-07A16.wiff-0  
 Acquired: 2022/12/07 - 14:50

Analyte	(Q1 / Q3) Area Counts*min	R.T. (R.T [min], R.R.T.) (ΔRT-[min], ΔRT- CV[min], ΔRT ion[s])	S / N	Ion Ratio IR Vs MP% IR Vs CV%	Concentration [ True ] ng/mL	Q.C. Rec. {Area%CV}	Primary Transition	Confirmation Transition	Flag
PFBS	( 298.9 / 80.0 ) 364483 ( 298.9 / 99.0 ) 228101	( 6.32 , 1.00 ) ( 0.00 , N/A , 0.0 )	2185.3 1463.1	0.6258 92.4 92.4	1.9164 [ 1.7695 ]	108.3%			
PFPeS	( 349.0 / 80.0 ) 676512 ( 349.0 / 99.0 ) 249278	( 7.36 , 0.89 ) ( N/A , 0.00 , 0.0 )	2049.6 1183.8	0.3685 101.0 101.0	1.9874 [ 1.8768 ]	105.9%			
PFHxS	( 399.0 / 80.0 ) 614449 ( 399.0 / 99.0 ) 205382	( 8.24 , 1.00 ) ( 0.00 , N/A , 0.0 )	23159.7 14520374.5	0.3343 96.9 96.9	2.0357 [ 1.8220 ]	111.7%			
PFHpS	( 449.0 / 80.0 ) 543358 ( 449.0 / 99.0 ) 157314	( 9.01 , 0.94 ) ( N/A , 0.00 , 0.1 )	1975.4 938.7	0.2895 101.9 101.9	1.8766 [ 1.9028 ]	98.6%			
PFOS	( 499.0 / 80.0 ) 642218 ( 499.0 / 99.0 ) 151432	( 9.61 , 1.00 ) ( 0.00 , N/A , 0.0 )	334.7 366.4	0.2358 91.6 91.6	1.7905 [ 1.8550 ]	96.5%			
PFNS	( 549.0 / 80.0 ) 747153 ( 549.0 / 99.0 ) 198651	( 9.84 , 1.02 ) ( N/A , 0.00 , 0.2 )	1000.4 886.2	0.2659 111.2 111.2	1.7740 [ 1.9198 ]	92.4%			
PFDS	( 599.0 / 80.0 ) 957081 ( 599.0 / 99.0 ) 213410	( 9.97 , 1.04 ) ( N/A , 0.00 , 0.0 )	1127.9 943.7	0.2230 95.9 95.9	1.8145 [ 1.9262 ]	94.2%			
PFDoS	( 698.9 / 80.0 ) 564696 ( 698.9 / 99.0 ) 140467	( 10.16 , 1.06 ) ( N/A , 0.00 , 0.0 )	1227.1 890.0	0.2487 107.4 107.4	1.8051 [ 1.9391 ]	93.1%			
4:2FTS	( 327.0 / 307.0 ) 493289 ( 327.0 / 81.0 ) 268729	( 6.00 , 1.00 ) ( 0.00 , N/A , 0.1 )	2482.3 1540.8	0.5448 91.2 91.2	8.0117 [ 7.4762 ]	107.2%			
6:2FTS	( 427.0 / 407.0 ) 305122 ( 427.0 / 81.0 ) 221737	( 7.74 , 1.00 ) ( 0.00 , N/A , 0.0 )	1711.2 1130.8	0.7267 101.0 101.0	8.5705 [ 7.5923 ]	112.9%			
8:2FTS	( 527.0 / 507.0 ) 267782 ( 527.0 / 81.0 ) 172184	( 9.16 , 1.00 ) ( 0.00 , N/A , 0.0 )	1107.9 868.5	0.6430 103.1 103.1	9.0287 [ 7.6663 ]	117.8%			

Analyte	(Q1 / Q3) Area Counts*min	R.T. (R.T [min], R.R.T.) ( $\Delta$ RT-[min], $\Delta$ RT- CV[min], $\Delta$ RT ion[s])	S / N	Ion Ratio IR Vs MP% IR Vs CV%	Concentration [ True ] ng/mL	Q.C. Rec. {Area%CV}	Primary Transition	Confirmation Transition	Flag
PFOSA	(498.0 / 78.0) 1018161 (498.0 / 478.0) 23538	(10.22, 1.00) (0.00, N/A, 0.0)	795.7 980.7	0.0231 96.8 96.8	2.0264 [2.0000]	101.3%			
NMeFOSA	(511.9 / 219.0) 1056493 (511.9 / 169.0) 659642	(10.64, 1.00) (0.00, N/A, 0.0)	2149.0 1733.9	0.6244 93.6 93.6	9.1898 [8.0000]	114.9%			
NEIFOSA	(526.0 / 219.0) 1093891 (526.0 / 169.0) 1125542	(10.73, 1.00) (0.00, N/A, 0.0)	3111.8 2307.0	1.0289 94.4 94.4	8.6320 [8.0000]	107.9%			
NMeFOSAA	(570.0 / 419.0) 126432 (570.0 / 483.0) 58393	(9.64, 1.00) (0.00, N/A, 0.1)	2449135.9 12370.6	0.4619 99.6 99.6	2.1792 [2.0000]	109.0%			
NEIFOSAA	(584.0 / 419.0) 127102 (584.0 / 526.0) 69799	(9.78, 1.00) (0.00, N/A, 0.0)	5741.3 105109.7	0.5492 90.5 90.5	2.3997 [2.0000]	120.0%			
NMeFOSE	(616.1 / 59.0) 272869	(10.61, 1.00) (0.01, N/A, 0.0)	1262.4	N/A 0.0 0.0	8.3864 [8.0000]	104.8%			
NEIFOSE	(630.0 / 59.0) 67235	(10.71, 1.00) (0.01, N/A, 0.0)	1207.7	N/A 0.0 0.0	8.6886 [8.0000]	108.6%			
HFPO-DA	(285.0 / 169.0) 226202 (285.0 / 185.0) 632879	(6.70, 1.00) (0.00, N/A, -0.1)	1139.3 1604.3	2.7979 100.9 100.9	4.1013 [4.0000]	102.5%			
ADONA	(377.0 / 85.0) 940178 (377.0 / 251.0) 116680	(7.59, 1.13) (N/A, 0.00, 0.0)	2103.0 599.8	0.1241 98.7 98.7	4.2158 [3.7708]	111.8%			
9CI-PF3ONS	(531.0 / 351.0) 2585144 (533.0 / 353.0) 850137	(9.80, 1.46) (N/A, 0.00, -0.1)	1606.3 1160.7	0.3289 98.5 98.5	4.2124 [3.7330]	112.8%			
11CI-PF3OUDS	(631.0 / 451.0) 1724972 (633.0 / 453.0) 534747	(10.05, 1.50) (N/A, 0.00, 0.0)	931.6 1067.1	0.3100 95.8 95.8	4.0853 [3.7728]	108.3%			

Analyte	(Q1 / Q3) Area Counts*min	R.T. (R.T [min], R.R.T.) ( $\Delta$ RT-I[ $\mu$ min], $\Delta$ RT-CV[ $\mu$ min], $\Delta$ RT ion[s])	S / N	Ion Ratio IR Vs MP% IR Vs CV%	Concentration [ True ] ng/mL	Q.C. Rec. {Area%CV}	Primary Transition	Confirmation Transition	Flag
3:3FTCA	(241.0 / 177.0) 36085 (241.0 / 117.0) 62436	(4.70, 0.90) (N/A, -0.04, 0.1)	997.2 778.3	1.7303 99.4 99.4	8.2251 [ 8.0000 ]	102.8%			
5:3FTCA	(341.0 / 236.7) 216241 (341.0 / 217.0) 376736	(6.99, 1.10) (N/A, -0.01, 0.1)	957.3 1047.8	1.7422 102.0 102.0	7.9798 [ 8.0000 ]	99.7%			
7:3FTCA	(441.0 / 317.0) 289871 (441.0 / 337.0) 246866	(8.82, 1.39) (N/A, 0.00, 0.2)	546.4 1267.3	0.8516 103.2 103.2	8.3081 [ 8.0000 ]	103.9%			
PFEESA	(315.0 / 135.0) 507296 (315.0 / 83.0) 145121	(6.82, 1.07) (N/A, -0.01, 0.2)	1900.3 716.4	0.2861 96.2 96.2	3.8895 [ 3.5698 ]	109.0%			
PFMPA	(229.0 / 85.0) 99523	(4.38, 0.84) (N/A, -0.04, 0.0)	1365.7	N/A 0.0 0.0	4.0471 [ 4.0000 ]	101.2%			
PFMBA	(279.0 / 85.0) 309456	(5.59, 1.07) (N/A, -0.03, 0.0)	2513.9	N/A 0.0 0.0	4.0377 [ 4.0000 ]	100.9%			
NFDHA	(201.0 / 85.0) 14580 (295.0 / 201.0) 77606	(6.23, 0.98) (N/A, -0.02, 0.0)	424.9 949.5	5.3228 76.1 76.1	4.6530 [ 4.0000 ]	116.3%			
13C3_PFBA_IIS	(216.0 / 172.0) 97296	(3.85, N/A) (N/A, -0.05, N/A)	1437.2	N/A	1.0122 [ 1.0000 ]	101.2% { 95.2% }			
13C2_PFHxA_IIS	(315.1 / 270.0) 122939	(6.35, N/A) (N/A, -0.02, N/A)	1257.7	N/A	0.9956 [ 1.0000 ]	99.6% { 99.3% }			
13C4_PFOA_IIS	(417.0 / 372.0) 124459	(8.10, N/A) (N/A, 0.00, N/A)	1123.8	N/A	1.0498 [ 1.0000 ]	105.0% { 110.5% }			
13C5_PFNA_IIS	(468.0 / 423.0) 96661	(8.84, N/A) (N/A, 0.00, N/A)	1435.8	N/A	1.0149 [ 1.0000 ]	101.5% { 94.1% }			

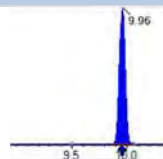
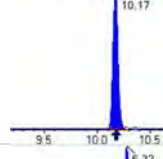
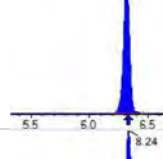
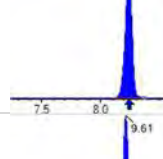
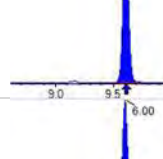
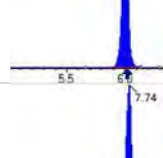
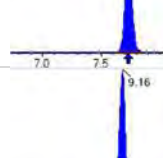
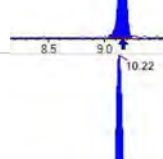
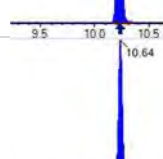
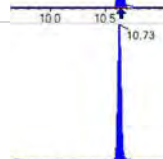



Chemist: ABK  
 Instrument: Saphira  
 Type: Sciex Q3 5500

Sample I.D.: SB03724-CAL4  
 DF, IV: 1, 10.0µL  
 Acquisition Method: 1633 2022-12-07.dam

Quant Method: 1633 - 2022-12-07  
 Path: S2022-12-07A16.wiff-0  
 Acquired: 2022/12/07 - 14:50

Analyte	(Q1 / Q3) Area Counts*min	R.T. (R.T [min], R.R.T.) (ΔRT-[min], ΔRT- CV[min], ΔRT ion[s])	S / N	Ion Ratio IR Vs MP% IR Vs CV%	Concentration [ True ] ng/mL	Q.C. Rec. {Area%CV}	Primary Transition	Confirmation Transition	Flag
13C2_PFDA_IIS	(515.1 / 470.1) 89083	(9.50, N/A) (N/A, 0.01, N/A)	311.2	N/A	1.0813 [ 1.0000 ]	108.1% { 100.6% }			
18O2_PFHxS_IIS	(403.0 / 83.9) 218239	(8.24, N/A) (N/A, 0.00, N/A)	1446.5	N/A	1.0168 [ 1.0000 ]	101.7% { 98.6% }			
13C4_PFOS_IIS	(502.8 / 79.9) 208870	(9.60, N/A) (N/A, 0.00, N/A)	1959.9	N/A	1.1222 [ 1.0000 ]	112.2% { 102.9% }			
13C4_PFBA_EIS	(217.0 / 172.0) 735031	(3.85, N/A) (N/A, -0.05, N/A)	2360.2	N/A	8.0579 [ 8.0000 ]	100.7% { 93.8% }			
13C5_PFPeA_EIS	(267.9 / 223.0) 371596	(5.20, N/A) (N/A, -0.03, N/A)	2077.4	N/A	4.1436 [ 4.0000 ]	103.6% { 99.9% }			
13C5_PFHxA_EIS	(318.0 / 273.0) 253098	(6.35, N/A) (N/A, -0.01, N/A)	1449.0	N/A	2.0184 [ 2.0000 ]	100.9% { 95.4% }			
13C4_PFHpA_EIS	(367.0 / 322.0) 228609	(7.28, N/A) (N/A, 0.00, N/A)	1397.6	N/A	2.0197 [ 2.0000 ]	101.0% { 100.7% }			
13C8_PFOA_EIS	(421.0 / 376.0) 247023	(8.09, N/A) (N/A, 0.00, N/A)	1170.3	N/A	1.9513 [ 2.0000 ]	97.6% { 97.5% }			
13C9_PFNA_EIS	(472.0 / 427.0) 97078	(8.84, N/A) (N/A, 0.01, N/A)	1970.5	N/A	1.0177 [ 1.0000 ]	101.8% { 105.7% }			
13C6_PFDA_EIS	(519.0 / 474.0) 115748	(9.50, N/A) (N/A, 0.00, N/A)	1106.6	N/A	0.8945 [ 1.0000 ]	89.5% { 93.8% }			
13C7_PFUnA_EIS	(570.0 / 525.0) 164438	(9.80, N/A) (N/A, 0.00, N/A)	994.2	N/A	0.9467 [ 1.0000 ]	94.7% { 99.5% }			

Analyte	(Q1 / Q3) Area Counts*min	R.T. (R.T [min], R.R.T.) ( $\Delta$ RT-[min], $\Delta$ RT- CV[min], $\Delta$ RT ion[s])	S / N	Ion Ratio IR Vs MP% IR Vs CV%	Concentration [ True ] ng/mL	Q.C. Rec. {Area%CV}	Primary Transition	Confirmation Transition	Flag
13C2_PFDa_EIS	(615.0 / 570.0) 185980	(9.96, N/A) (N/A, 0.00, N/A)	784.6	N/A	0.8823 [ 1.0000 ]	88.2% { 80.7% }			
13C2_PFTeDA_EIS	(715.0 / 670.0) 136774	(10.17, N/A) (N/A, 0.00, N/A)	551.4	N/A	0.8839 [ 1.0000 ]	88.4% { 91.9% }			
13C3_PFBs_EIS	(302.0 / 80.0) 623053	(6.32, N/A) (N/A, -0.02, N/A)	2052.1	N/A	1.9426 [ 2.0000 ]	97.1% { 96.5% }			
13C3_PFHxS_EIS	(402.0 / 80.0) 360048	(8.24, N/A) (N/A, 0.00, N/A)	1574.4	N/A	1.9721 [ 2.0000 ]	98.6% { 97.3% }			
13C8_PFOS_EIS	(507.0 / 80.0) 638966	(9.61, N/A) (N/A, 0.00, N/A)	1059.7	N/A	2.0067 [ 2.0000 ]	100.3% { 103.7% }			
13C2_4:2FTS_EIS	(329.0 / 81.0) 70500	(6.00, N/A) (N/A, -0.02, N/A)	727.8	N/A	3.8973 [ 4.0000 ]	97.4% { 97.5% }			
13C2_6:2FTS_EIS	(429.0 / 81.0) 89775	(7.74, N/A) (N/A, 0.00, N/A)	877.9	N/A	3.6992 [ 4.0000 ]	92.5% { 94.6% }			
13C2_8:2FTS_EIS	(529.0 / 81.0) 75545	(9.16, N/A) (N/A, 0.00, N/A)	551.5	N/A	3.5863 [ 4.0000 ]	89.7% { 85.3% }			
13C8_PFOsa_EIS	(506.0 / 78.0) 904844	(10.22, N/A) (N/A, 0.00, N/A)	893.0	N/A	1.8615 [ 2.0000 ]	93.1% { 101.4% }			
D3_NMeFOsa_EIS	(515.0 / 169.0) 250164	(10.64, N/A) (N/A, 0.00, N/A)	1226.1	N/A	1.7392 [ 2.0000 ]	87.0% { 96.2% }			
D5_NEiFOsa_EIS	(531.1 / 169.0) 244733	(10.73, N/A) (N/A, 0.00, N/A)	1419.6	N/A	1.8764 [ 2.0000 ]	93.8% { 100.9% }			



Chemist: ABK  
 Instrument: Saphira  
 Type: Sciex Q3 5500

Sample I.D.: SB03724-CAL4  
 DF, IV: 1, 10.0µL  
 Acquisition Method: 1633 2022-12-07.dam

Quant Method: 1633 - 2022-12-07  
 Path: S2022-12-07A16.wiff-0  
 Acquired: 2022/12/07 - 14:50

Analyte	(Q1 / Q3) Area Counts*min	R.T. (R.T [min], R.R.T.) (ΔRT-I[min], ΔRT-CV[min], ΔRT ion[s])	S / N	Ion Ratio IR Vs MP% IR Vs CV%	Concentration [ True ] ng/mL	Q.C. Rec. {Area%CV}	Primary Transition	Confirmation Transition	Flag
D3_MeFOSAA_EIS	( 573.0 / 419.0 ) 266116	( 9.63 , N/A ) ( N/A , 0.00 , N/A )	594.7	N/A	3.7566 [ 4.0000 ]	93.9% { 97.5% }			
D5_EtFOSAA_EIS	( 589.0 / 419.0 ) 230865	( 9.77 , N/A ) ( N/A , 0.00 , N/A )	522.3	N/A	3.7918 [ 4.0000 ]	94.8% { 100.1% }			
D7_NMeFOSE_EIS	( 623.2 / 58.9 ) 462857	( 10.60 , N/A ) ( N/A , 0.00 , N/A )	1585.1	N/A	18.8394 [ 20.0000 ]	94.2% { 101.7% }			
D9_NEtFOSE_EIS	( 639.2 / 58.9 ) 226020	( 10.70 , N/A ) ( N/A , 0.00 , N/A )	2078.3	N/A	18.0550 [ 20.0000 ]	90.3% { 95.1% }			
13C3_HFPODA_EIS	( 287.0 / 169.0 ) 664350	( 6.69 , N/A ) ( N/A , -0.01 , N/A )	1632.3	N/A	8.0442 [ 8.0000 ]	100.6% { 98.9% }			



Chemist: ABK  
 Instrument: Saphira  
 Type: Sciex Q3 5500

Sample I.D.: SB03724-CAL5  
 DF, IV: 1, 10.0µL  
 Acquisition Method: 1633 2022-12-07.dam

Quant Method: 1633 - 2022-12-07  
 Path: S2022-12-07A17.wiff-0  
 Acquired: 2022/12/07 - 15:03

Analyte	(Q1 / Q3) Area Counts*min	R.T. (R.T [min], R.R.T.) (ΔRT-I[min], ΔRT-CV[min], ΔRT ion[s])	S / N	Ion Ratio IR Vs MP% IR Vs CV%	Concentration [ True ] ng/mL	Q.C. Rec. {Area%CV}	Primary Transition	Confirmation Transition	Flag
PFBA	(212.9 / 169.0) 1356291	(3.90, 1.00) (0.00, N/A, 0.0)	152.1	N/A 0.0 0.0	18.1870 [ 20.0000 ]	90.9%			
PFPeA	(262.9 / 219.0) 821235 (262.9 / 69.0) 9564	(5.23, 1.00) (0.00, N/A, -0.1)	2604.1 271.1	0.0116 100.0 100.0	9.1887 [ 10.0000 ]	91.9%			
PFHxA	(313.0 / 269.0) 626087 (313.0 / 119.0) 56273	(6.36, 1.00) (0.00, N/A, 0.1)	1632.7 643.0	0.0899 100.0 100.0	4.6818 [ 5.0000 ]	93.6%			
PFHpA	(363.0 / 319.0) 559749 (363.0 / 169.0) 160591	(7.28, 1.00) (0.00, N/A, 0.1)	1459.9 965.3	0.2869 100.0 100.0	4.8700 [ 5.0000 ]	97.4%			
PFOA	(413.0 / 369.0) 592137 (413.0 / 169.0) 191578	(8.10, 1.00) (0.00, N/A, 0.0)	1247.3 1103.5	0.3235 100.0 100.0	4.5344 [ 5.0000 ]	90.7%			
PFNA	(463.0 / 419.0) 438417 (463.0 / 169.0) 88255	(8.84, 1.00) (0.01, N/A, 0.2)	1101.0 311.2	0.2013 100.0 100.0	4.9510 [ 5.0000 ]	99.0%			
PFDA	(513.0 / 469.0) 622586 (513.0 / 169.0) 55278	(9.50, 1.00) (0.00, N/A, 0.2)	888.4 1112.1	0.0888 100.0 100.0	4.9757 [ 5.0000 ]	99.5%			
PFUnA	(563.0 / 519.0) 695455 (563.0 / 169.0) 74733	(9.80, 1.00) (0.00, N/A, -0.1)	990.9 1766.1	0.1075 100.0 100.0	4.7792 [ 5.0000 ]	95.6%			
PFDoA	(613.0 / 569.0) 924761 (613.0 / 169.0) 110126	(9.95, 1.00) (0.00, N/A, 0.1)	1220.8 2168.4	0.1191 100.0 100.0	4.3613 [ 5.0000 ]	87.2%			
PFTTrDA	(663.0 / 619.0) 759476 (663.0 / 169.0) 141439	(10.07, 1.01) (N/A, 0.00, -0.2)	1050.3 509.3	0.1862 100.0 100.0	4.0777 [ 5.0000 ]	81.6%			
PFTeDA	(713.0 / 669.0) 630921 (713.0 / 169.0) 124201	(10.17, 1.00) (0.00, N/A, 0.1)	1215.3 481.1	0.1969 100.0 100.0	4.3004 [ 5.0000 ]	86.0%			

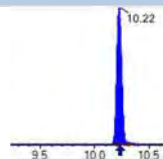
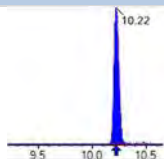
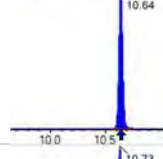
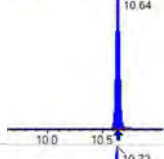
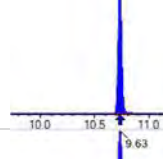
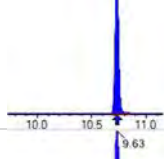
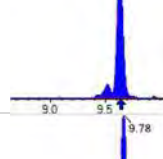
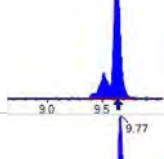
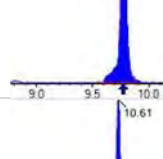
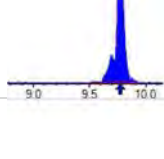
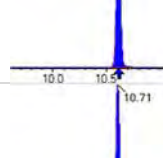
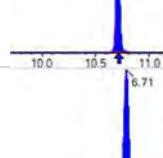
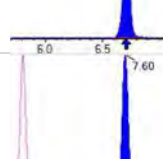
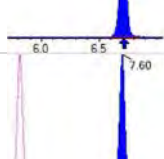
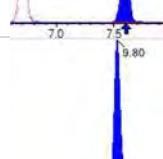
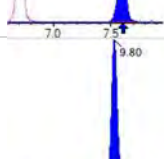
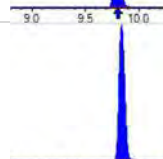
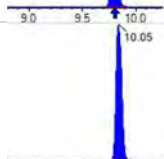

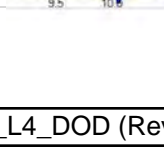


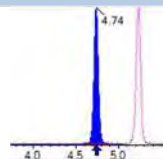
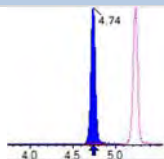
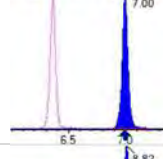
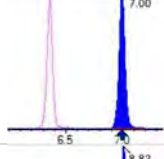
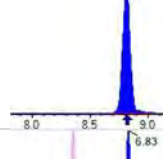
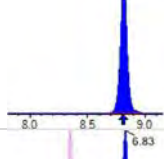
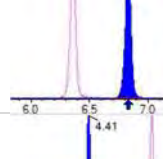
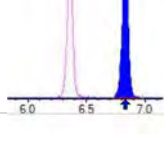
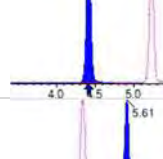
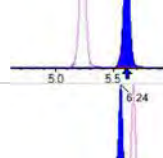
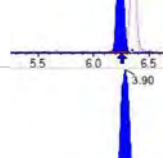
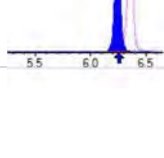
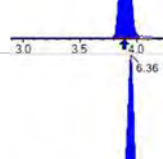
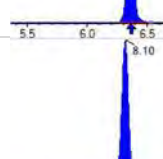
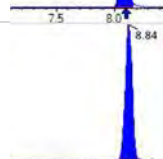

Chemist: ABK  
Instrument: Saphira  
Type: Sciex Q3 5500

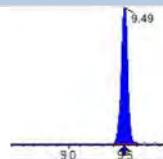
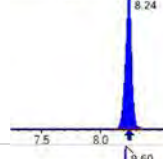
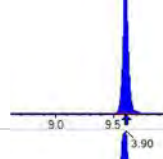
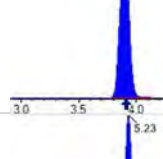
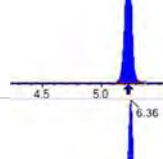
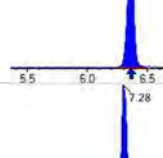
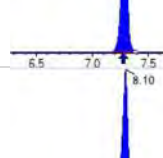
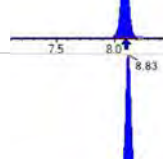
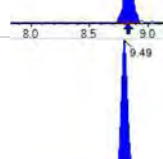
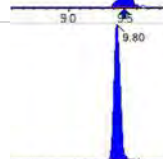

Sample I.D.: SB03724-CAL5  
DF, IV: 1, 10.0µL  
Acquisition Method: 1633 2022-12-07.dam

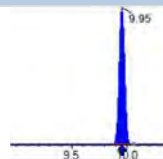
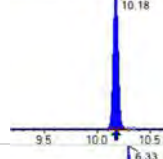
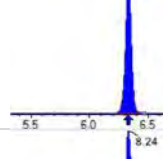
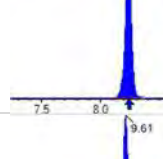
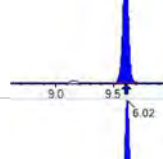
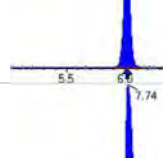
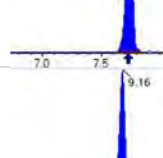

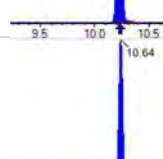
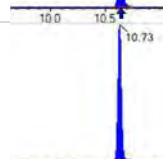

Quant Method: 1633 - 2022-12-07  
Path: S2022-12-07A17.wiff-0  
Acquired: 2022/12/07 - 15:03

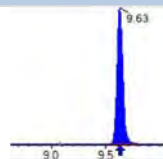
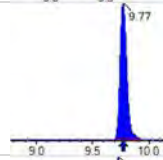
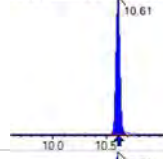
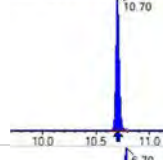
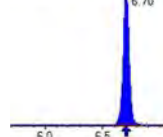
Analyte	(Q1 / Q3) Area Counts*min	R.T. (R.T [min], R.R.T.) ( $\Delta$ RT-[min], $\Delta$ RT- CV[min], $\Delta$ RT ion[s])	S / N	Ion Ratio IR Vs MP% IR Vs CV%	Concentration [ True ] ng/mL	Q.C. Rec. {Area%CV}	Primary Transition	Confirmation Transition	Flag
PFBS	( 298.9 / 80.0 ) 817265 ( 298.9 / 99.0 ) 553705	( 6.33 , 1.00 ) ( 0.00 , N/A , -0.1)	1994.6 2045.9	0.6775 100.0 100.0	4.1474 [ 4.4237 ]	93.8%			
PFPeS	( 349.0 / 80.0 ) 1508155 ( 349.0 / 99.0 ) 550003	( 7.37 , 0.89 ) ( N/A , 0.00 , 0.0)	2139.6 1699.4	0.3647 100.0 100.0	4.3113 [ 4.6919 ]	91.9%			
PFHxS	( 399.0 / 80.0 ) 1310829 ( 399.0 / 99.0 ) 451995	( 8.24 , 1.00 ) ( 0.00 , N/A , 0.0)	1940.4 13461057.9	0.3448 100.0 100.0	4.2260 [ 4.5549 ]	92.8%			
PFHpS	( 449.0 / 80.0 ) 1135402 ( 449.0 / 99.0 ) 322713	( 9.00 , 0.94 ) ( N/A , 0.00 , -0.1)	2212.7 1570.7	0.2842 100.0 100.0	4.0659 [ 4.7570 ]	85.5%			
PFOS	( 499.0 / 80.0 ) 1458387 ( 499.0 / 99.0 ) 375557	( 9.61 , 1.00 ) ( 0.00 , N/A , 0.0)	344.4 581.7	0.2575 100.0 100.0	4.2160 [ 4.6375 ]	90.9%			
PFNS	( 549.0 / 80.0 ) 1789512 ( 549.0 / 99.0 ) 427713	( 9.84 , 1.02 ) ( N/A , 0.00 , -0.1)	2007.1 1310.9	0.2390 100.0 100.0	4.4057 [ 4.7994 ]	91.8%			
PFDS	( 599.0 / 80.0 ) 2151810 ( 599.0 / 99.0 ) 500489	( 9.97 , 1.04 ) ( N/A , 0.00 , 0.0)	1906.7 1600.7	0.2326 100.0 100.0	4.2300 [ 4.8155 ]	87.8%			
PFDoS	( 698.9 / 80.0 ) 1305111 ( 698.9 / 99.0 ) 302364	( 10.16 , 1.06 ) ( N/A , 0.00 , -0.1)	1836.9 1118.9	0.2317 100.0 100.0	4.3259 [ 4.8478 ]	89.2%			
4:2FTS	( 327.0 / 307.0 ) 1095452 ( 327.0 / 81.0 ) 654341	( 6.02 , 1.00 ) ( 0.00 , N/A , 0.0)	2428.2 2370.8	0.5973 100.0 100.0	17.3517 [ 18.6906 ]	92.8%			
6:2FTS	( 427.0 / 407.0 ) 684051 ( 427.0 / 81.0 ) 491959	( 7.74 , 1.00 ) ( 0.00 , N/A , 0.1)	1938.2 1688.9	0.7192 100.0 100.0	18.1723 [ 18.9808 ]	95.7%			
8:2FTS	( 527.0 / 507.0 ) 589710 ( 527.0 / 81.0 ) 367643	( 9.16 , 1.00 ) ( 0.00 , N/A , -0.1)	531.3 1296.4	0.6234 100.0 100.0	16.9669 [ 19.1658 ]	88.5%			

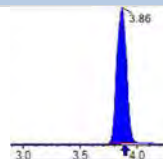
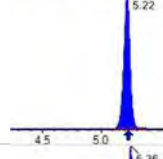
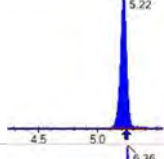
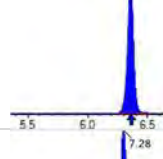
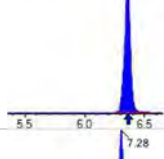
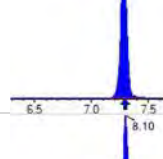
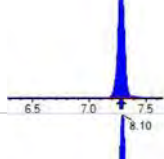
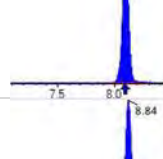
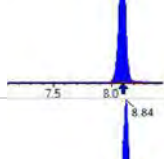
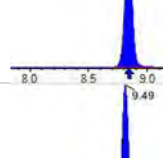
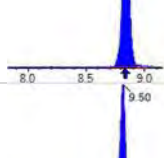



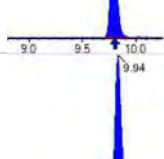
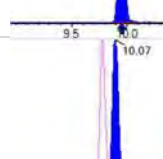
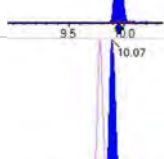
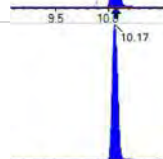
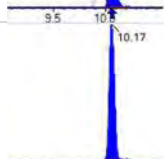

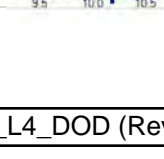
Analyte	(Q1 / Q3) Area Counts*min	R.T. (R.T [min], R.R.T.) ( $\Delta$ RT-[min], $\Delta$ RT- CV[min], $\Delta$ RT ion[s])	S / N	Ion Ratio IR Vs MP% IR Vs CV%	Concentration [ True ] ng/mL	Q.C. Rec. {Area%CV}	Primary Transition	Confirmation Transition	Flag
PFOSA	( 498.0 / 78.0 ) 2315127 ( 498.0 / 478.0 ) 55270	( 10.22 , 1.00 ) ( 0.00 , N/A , 0.1 )	1273.4 344.0	0.0239 100.0 100.0	4.6703 [ 5.0000 ]	93.4%			
NMeFOSA	( 511.9 / 219.0 ) 2230207 ( 511.9 / 169.0 ) 1487374	( 10.64 , 1.00 ) ( 0.00 , N/A , 0.0 )	1928.6 1933.3	0.6669 100.0 100.0	18.6675 [ 20.0000 ]	93.3%			
NEIFOSA	( 526.0 / 219.0 ) 2322852 ( 526.0 / 169.0 ) 2531396	( 10.73 , 1.00 ) ( 0.00 , N/A , 0.0 )	3099.4 3269.1	1.0898 100.0 100.0	18.4988 [ 20.0000 ]	92.5%			
NMeFOSAA	( 570.0 / 419.0 ) 271678 ( 570.0 / 483.0 ) 126024	( 9.63 , 1.00 ) ( 0.01 , N/A , 0.0 )	19694.4 17542.3	0.4639 100.0 100.0	4.5632 [ 5.0000 ]	91.3%			
NEIFOSAA	( 584.0 / 419.0 ) 251956 ( 584.0 / 526.0 ) 152891	( 9.78 , 1.00 ) ( 0.00 , N/A , 0.1 )	1245.3 312008.8	0.6068 100.0 100.0	4.7600 [ 5.0000 ]	95.2%			
NMeFOSE	( 616.1 / 59.0 ) 600951	( 10.61 , 1.00 ) ( 0.01 , N/A , 0.0 )	1810.2	N/A 0.0 0.0	18.7791 [ 20.0000 ]	93.9%			
NEIFOSE	( 630.0 / 59.0 ) 151356	( 10.71 , 1.00 ) ( 0.01 , N/A , 0.0 )	1945.9	N/A 0.0 0.0	18.6047 [ 20.0000 ]	93.0%			
HFPO-DA	( 285.0 / 169.0 ) 534784 ( 285.0 / 185.0 ) 1482572	( 6.71 , 1.00 ) ( 0.00 , N/A , 0.0 )	1852.2 1527.4	2.7723 100.0 100.0	9.5930 [ 10.0000 ]	95.9%			
ADONA	( 377.0 / 85.0 ) 2047318 ( 377.0 / 251.0 ) 257340	( 7.60 , 1.13 ) ( N/A , 0.00 , 0.0 )	2374.5 970.0	0.1257 100.0 100.0	9.0824 [ 9.4270 ]	96.3%			
9CI-Pf3ONS	( 531.0 / 351.0 ) 5750344 ( 533.0 / 353.0 ) 1919440	( 9.80 , 1.46 ) ( N/A , 0.00 , -0.1 )	2007.9 1717.1	0.3338 100.0 100.0	9.2702 [ 9.3325 ]	99.3%			
11CI-PF3OUDS	( 631.0 / 451.0 ) 3887188 ( 633.0 / 453.0 ) 1257639	( 10.05 , 1.50 ) ( N/A , 0.00 , 0.0 )	1497.1 1395.7	0.3235 100.0 100.0	9.1080 [ 9.4321 ]	96.6%			

Analyte	(Q1 / Q3) Area Counts*min	R.T. (R.T [min], R.R.T.) ( $\Delta$ RT-I[ $\mu$ min], $\Delta$ RT- CV[ $\mu$ min], $\Delta$ RT ion[s])	S / N	Ion Ratio IR Vs MP% IR Vs CV%	Concentration [ True ] ng/mL	Q.C. Rec. {Area%CV}	Primary Transition	Confirmation Transition	Flag
3:3FTCA	(241.0 / 177.0) 79522 (241.0 / 117.0) 138412	(4.74, 0.91) (N/A, 0.00, 0.0)	1166.4 1156.8	1.7406 100.0 100.0	18.1117 [ 20.0000 ]	90.6%			
5:3FTCA	(341.0 / 236.7) 487672 (341.0 / 217.0) 832861	(7.00, 1.10) (N/A, 0.00, 0.0)	1465.9 1346.5	1.7078 100.0 100.0	17.1647 [ 20.0000 ]	85.8%			
7:3FTCA	(441.0 / 317.0) 641818 (441.0 / 337.0) 529421	(8.82, 1.39) (N/A, 0.00, 0.0)	1204.2 1951.4	0.8249 100.0 100.0	17.5455 [ 20.0000 ]	87.7%			
PFEESA	(315.0 / 135.0) 1092681 (315.0 / 83.0) 324936	(6.83, 1.07) (N/A, 0.00, 0.0)	1825.0 1360.4	0.2974 100.0 100.0	7.9907 [ 8.9246 ]	89.5%			
PFMPA	(229.0 / 85.0) 224416	(4.41, 0.84) (N/A, 0.00, 0.0)	1548.3	N/A 0.0 0.0	9.1187 [ 10.0000 ]	91.2%			
PFMBA	(279.0 / 85.0) 702014	(5.61, 1.07) (N/A, 0.00, 0.0)	2668.9	N/A 0.0 0.0	9.1524 [ 10.0000 ]	91.5%			
NFDHA	(201.0 / 85.0) 28619 (295.0 / 201.0) 200230	(6.24, 0.98) (N/A, 0.00, 0.0)	744.7 1475.1	6.9964 100.0 100.0	8.8086 [ 10.0000 ]	88.1%			
13C3_PFBA_IIS	(216.0 / 172.0) 102165	(3.90, N/A) (N/A, 0.00, N/A)	1394.2	N/A	1.0628 [ 1.0000 ]	106.3% { 100.0% }			
13C2_PFHxA_IIS	(315.1 / 270.0) 123787	(6.36, N/A) (N/A, 0.00, N/A)	1111.7	N/A	1.0024 [ 1.0000 ]	100.2% { 100.0% }			
13C4_PFOA_IIS	(417.0 / 372.0) 112620	(8.10, N/A) (N/A, 0.00, N/A)	847.9	N/A	0.9500 [ 1.0000 ]	95.0% { 100.0% }			
13C5_PFNA_IIS	(468.0 / 423.0) 102716	(8.84, N/A) (N/A, 0.00, N/A)	2007545.5	N/A	1.0785 [ 1.0000 ]	107.8% { 100.0% }			

Analyte	(Q1 / Q3) Area Counts*min	R.T. (R.T [min], R.R.T.) ( $\Delta$ RT-[min], $\Delta$ RT- CV[min], $\Delta$ RT ion[s])	S / N	Ion Ratio IR Vs MP% IR Vs CV%	Concentration [ True ] ng/mL	Q.C. Rec. {Area%CV}	Primary Transition	Confirmation Transition	Flag
13C2_PFDA_IIS	(515.1 / 470.1) 88539	(9.49, N/A) (N/A, 0.00, N/A)	1617.9	N/A	1.0747 [ 1.0000 ]	107.5% { 100.0% }			
18O2_PFHxS_IIS	(403.0 / 83.9) 221235	(8.24, N/A) (N/A, 0.00, N/A)	1506.9	N/A	1.0308 [ 1.0000 ]	103.1% { 100.0% }			
13C4_PFOS_IIS	(502.8 / 79.9) 202919	(9.60, N/A) (N/A, 0.00, N/A)	1287.7	N/A	1.0902 [ 1.0000 ]	109.0% { 100.0% }			
13C4_PFBA_EIS	(217.0 / 172.0) 783530	(3.90, N/A) (N/A, 0.00, N/A)	2818.7	N/A	8.1802 [ 8.0000 ]	102.3% { 100.0% }			
13C5_PFPeA_EIS	(267.9 / 223.0) 371890	(5.23, N/A) (N/A, 0.00, N/A)	2514.7	N/A	4.1185 [ 4.0000 ]	103.0% { 100.0% }			
13C5_PFHxA_EIS	(318.0 / 273.0) 265358	(6.36, N/A) (N/A, 0.00, N/A)	1200.4	N/A	2.1016 [ 2.0000 ]	105.1% { 100.0% }			
13C4_PFHpA_EIS	(367.0 / 322.0) 226932	(7.28, N/A) (N/A, 0.00, N/A)	1289.4	N/A	1.9912 [ 2.0000 ]	99.6% { 100.0% }			
13C8_PFOA_EIS	(421.0 / 376.0) 253363	(8.10, N/A) (N/A, 0.00, N/A)	1334.4	N/A	2.2118 [ 2.0000 ]	110.6% { 100.0% }			
13C9_PFNA_EIS	(472.0 / 427.0) 91851	(8.83, N/A) (N/A, 0.00, N/A)	837.5	N/A	0.9061 [ 1.0000 ]	90.6% { 100.0% }			
13C6_PFDA_EIS	(519.0 / 474.0) 123337	(9.49, N/A) (N/A, 0.00, N/A)	545.2	N/A	0.9590 [ 1.0000 ]	95.9% { 100.0% }			
13C7_PFUnA_EIS	(570.0 / 525.0) 165304	(9.80, N/A) (N/A, 0.00, N/A)	662.9	N/A	0.9576 [ 1.0000 ]	95.8% { 100.0% }			

Analyte	(Q1 / Q3) Area Counts*min	R.T. (R.T [min], R.R.T.) ( $\Delta$ RT-[min], $\Delta$ RT- CV[min], $\Delta$ RT ion[s])	S / N	Ion Ratio IR Vs MP% IR Vs CV%	Concentration [ True ] ng/mL	Q.C. Rec. {Area%CV}	Primary Transition	Confirmation Transition	Flag
13C2_PFDa_EIS	(615.0 / 570.0) 230445	(9.95, N/A) (N/A, 0.00, N/A)	1020.8	N/A	1.0999 [ 1.0000 ]	110.0% { 100.0% }			
13C2_PFTeDA_EIS	(715.0 / 670.0) 148835	(10.18, N/A) (N/A, 0.00, N/A)	857.0	N/A	0.9677 [ 1.0000 ]	96.8% { 100.0% }			
13C3_PFBs_EIS	(302.0 / 80.0) 645547	(6.33, N/A) (N/A, 0.00, N/A)	2164.3	N/A	1.9854 [ 2.0000 ]	99.3% { 100.0% }			
13C3_PFHxS_EIS	(402.0 / 80.0) 370014	(8.24, N/A) (N/A, 0.00, N/A)	1652.2	N/A	1.9992 [ 2.0000 ]	100.0% { 100.0% }			
13C8_PFOS_EIS	(507.0 / 80.0) 616241	(9.61, N/A) (N/A, 0.00, N/A)	818.1	N/A	1.9921 [ 2.0000 ]	99.6% { 100.0% }			
13C2_4:2FTS_EIS	(329.0 / 81.0) 72288	(6.02, N/A) (N/A, 0.00, N/A)	693.6	N/A	3.9420 [ 4.0000 ]	98.6% { 100.0% }			
13C2_6:2FTS_EIS	(429.0 / 81.0) 94921	(7.74, N/A) (N/A, 0.00, N/A)	835.7	N/A	3.8583 [ 4.0000 ]	96.5% { 100.0% }			
13C2_8:2FTS_EIS	(529.0 / 81.0) 88529	(9.16, N/A) (N/A, 0.00, N/A)	652.9	N/A	4.1458 [ 4.0000 ]	103.6% { 100.0% }			
13C8_PFOsa_EIS	(506.0 / 78.0) 892739	(10.22, N/A) (N/A, 0.00, N/A)	739.8	N/A	1.8904 [ 2.0000 ]	94.5% { 100.0% }			
D3_NMeFOsa_EIS	(515.0 / 169.0) 259970	(10.64, N/A) (N/A, 0.00, N/A)	1404.6	N/A	1.8603 [ 2.0000 ]	93.0% { 100.0% }			
D5_NEiFOsa_EIS	(531.1 / 169.0) 242498	(10.73, N/A) (N/A, 0.00, N/A)	1958.8	N/A	1.9138 [ 2.0000 ]	95.7% { 100.0% }			

Analyte	(Q1 / Q3) Area Counts*min	R.T. (R.T [min], R.R.T.) ( $\Delta$ RT-I[ $\mu$ min], $\Delta$ RT-CV[ $\mu$ min], $\Delta$ RT ion[s])	S / N	Ion Ratio IR Vs MP% IR Vs CV%	Concentration [ True ] ng/mL	Q.C. Rec. {Area%CV}	Primary Transition	Confirmation Transition	Flag
D3_MeFOSAA_EIS	(573.0 / 419.0) 273079	(9.63, N/A) (N/A, 0.00, N/A)	985.9	N/A	3.9679 [ 4.0000 ]	99.2% { 100.0% }			
D5_EtFOSAA_EIS	(589.0 / 419.0) 230719	(9.77, N/A) (N/A, 0.00, N/A)	649.4	N/A	3.9005 [ 4.0000 ]	97.5% { 100.0% }			
D7_NMeFOSE_EIS	(623.2 / 58.9) 455230	(10.61, N/A) (N/A, 0.00, N/A)	1650.8	N/A	19.0724 [ 20.0000 ]	95.4% { 100.0% }			
D9_NEtFOSE_EIS	(639.2 / 58.9) 237617	(10.70, N/A) (N/A, 0.00, N/A)	2003.7	N/A	19.5381 [ 20.0000 ]	97.7% { 100.0% }			
13C3_HFPODA_EIS	(287.0 / 169.0) 671502	(6.70, N/A) (N/A, 0.00, N/A)	1638.0	N/A	8.0751 [ 8.0000 ]	100.9% { 100.0% }			

Analyte	(Q1 / Q3) Area Counts*min	R.T. (R.T [min], R.R.T.) ( $\Delta$ RT-[min], $\Delta$ RT- CV[min], $\Delta$ RT ion[s])	S / N	Ion Ratio IR Vs MP% IR Vs CV%	Concentration [ True ] ng/mL	Q.C. Rec. {Area%CV}	Primary Transition	Confirmation Transition	Flag
PFBA	(212.9 / 169.0) 2986725	(3.86, 1.00) (0.00, N/A, 0.0)	153.5	N/A 0.0 0.0	42.9174 [ 40.0000 ]	107.3%			
PFPeA	(262.9 / 219.0) 1814210 (262.9 / 69.0) 20420	(5.22, 1.00) (0.00, N/A, 0.1)	2906.9 509.1	0.0113 96.6 96.6	20.1776 [ 20.0000 ]	100.9%			
PFHxA	(313.0 / 269.0) 1303035 (313.0 / 119.0) 118416	(6.36, 1.00) (0.00, N/A, 0.0)	2097.8 1467.9	0.0909 101.1 101.1	10.4818 [ 10.0000 ]	104.8%			
PFHpA	(363.0 / 319.0) 1188266 (363.0 / 169.0) 352096	(7.28, 1.00) (0.00, N/A, -0.1)	1560.5 1434.7	0.2963 103.3 103.3	10.3163 [ 10.0000 ]	103.2%			
PFOA	(413.0 / 369.0) 1307333 (413.0 / 169.0) 416714	(8.10, 1.00) (0.00, N/A, 0.0)	1700.1 1364.4	0.3188 98.5 98.5	10.8127 [ 10.0000 ]	108.1%			
PFNA	(463.0 / 419.0) 938839 (463.0 / 169.0) 196717	(8.84, 1.00) (0.00, N/A, 0.0)	1647.3 365.9	0.2107 104.6 104.6	9.4447 [ 10.0000 ]	94.4%			
PFDA	(513.0 / 469.0) 1251700 (513.0 / 169.0) 138621	(9.49, 1.00) (0.00, N/A, -0.2)	1182.4 810.7	0.1107 124.7 124.7	10.0356 [ 10.0000 ]	100.4%			
PFUnA	(563.0 / 519.0) 1398091 (563.0 / 169.0) 142486	(9.79, 1.00) (0.01, N/A, 0.2)	1052.5 836.3	0.1019 94.8 94.8	9.8546 [ 10.0000 ]	98.5%			
PFDoA	(613.0 / 569.0) 1813938 (613.0 / 169.0) 223612	(9.95, 1.00) (0.00, N/A, 0.1)	1296.4 555.2	0.1233 103.5 103.5	10.6789 [ 10.0000 ]	106.8%			
PFTrDA	(663.0 / 619.0) 1567749 (663.0 / 169.0) 344419	(10.07, 1.01) (N/A, 0.00, 0.3)	1384.9 737.9	0.2197 118.0 118.0	10.5073 [ 10.0000 ]	105.1%			
PFTeDA	(713.0 / 669.0) 1264068 (713.0 / 169.0) 263203	(10.17, 1.00) (0.00, N/A, 0.1)	1241.2 1017.0	0.2082 105.8 105.8	9.5450 [ 10.0000 ]	95.4%			



Chemist: ABK  
Instrument: Saphira  
Type: Sciex Q3 5500

Sample I.D.: SB03724-CAL6  
DF, IV: 1, 10.0µL  
Acquisition Method: 1633 2022-12-07.dam

Quant Method: 1633 - 2022-12-07  
Path: S2022-12-07A18.wiff-0  
Acquired: 2022/12/07 - 15:15

Analyte	(Q1 / Q3) Area Counts*min	R.T. (R.T [min], R.R.T.) (ΔRT-[min], ΔRT- CV[min], ΔRT ion[s])	S / N	Ion Ratio IR Vs MP% IR Vs CV%	Concentration [ True ] ng/mL	Q.C. Rec. {Area%CV}	Primary Transition	Confirmation Transition	Flag
PFBS	( 298.9 / 80.0 ) 1750771 ( 298.9 / 99.0 ) 1235176	( 6.33 , 1.00 ) ( 0.00 , N/A , 0.1 )	1237.8 2372.6	0.7055 104.1 104.1	9.2758 [ 8.8473 ]	104.8%			
PFPeS	( 349.0 / 80.0 ) 3373991 ( 349.0 / 99.0 ) 1194475	( 7.37 , 0.89 ) ( N/A , 0.00 , 0.0 )	2145.8 1715.3	0.3540 97.1 97.1	9.7342 [ 9.3838 ]	103.7%			
PFHxS	( 399.0 / 80.0 ) 2813551 ( 399.0 / 99.0 ) 961001	( 8.24 , 1.00 ) ( 0.00 , N/A , 0.1 )	23336.4 2546471.6	0.3416 99.1 99.1	9.1543 [ 9.1098 ]	100.5%			
PFHpS	( 449.0 / 80.0 ) 2492938 ( 449.0 / 99.0 ) 699355	( 9.00 , 0.94 ) ( N/A , 0.00 , -0.2 )	1438.9 2671.5	0.2805 98.7 98.7	9.9426 [ 9.5141 ]	104.5%			
PFOS	( 499.0 / 80.0 ) 3062055 ( 499.0 / 99.0 ) 719421	( 9.60 , 1.00 ) ( 0.00 , N/A , 0.0 )	459.8 484.4	0.2349 91.2 91.2	9.8587 [ 9.2749 ]	106.3%			
PFNS	( 549.0 / 80.0 ) 3917468 ( 549.0 / 99.0 ) 909818	( 9.83 , 1.02 ) ( N/A , 0.00 , 0.1 )	1618.9 1221.2	0.2322 97.2 97.2	10.7415 [ 9.5989 ]	111.9%			
PFDS	( 599.0 / 80.0 ) 4793838 ( 599.0 / 99.0 ) 1136928	( 9.97 , 1.04 ) ( N/A , -0.01 , 0.0 )	1318.3 1124.8	0.2372 102.0 102.0	10.4956 [ 9.6311 ]	109.0%			
PFDoS	( 698.9 / 80.0 ) 2702763 ( 698.9 / 99.0 ) 588336	( 10.15 , 1.06 ) ( N/A , 0.00 , 0.0 )	1108.6 1767.3	0.2177 94.0 94.0	9.9773 [ 9.6956 ]	102.9%			
4:2FTS	( 327.0 / 307.0 ) 2380862 ( 327.0 / 81.0 ) 1358255	( 6.01 , 1.00 ) ( 0.00 , N/A , 0.0 )	2695.0 2884.1	0.5705 95.5 95.5	36.4930 [ 37.3811 ]	97.6%			
6:2FTS	( 427.0 / 407.0 ) 1492648 ( 427.0 / 81.0 ) 1098713	( 7.74 , 1.00 ) ( 0.00 , N/A , 0.0 )	2078.1 2357.4	0.7361 102.3 102.3	39.2165 [ 37.9617 ]	103.3%			
8:2FTS	( 527.0 / 507.0 ) 1262287 ( 527.0 / 81.0 ) 812547	( 9.16 , 1.00 ) ( -0.01 , N/A , 0.1 )	1982.2 2045.3	0.6437 103.3 103.3	44.6548 [ 38.3315 ]	116.5%			



Chemist: ABK  
 Instrument: Saphira  
 Type: Sciex Q3 5500

Sample I.D.: SB03724-CAL6  
 DF, IV: 1, 10.0µL  
 Acquisition Method: 1633 2022-12-07.dam

Quant Method: 1633 - 2022-12-07  
 Path: S2022-12-07A18.wiff-0  
 Acquired: 2022/12/07 - 15:15

Analyte	(Q1 / Q3) Area Counts*min	R.T. (R.T [min], R.R.T.) (ΔRT-I[min], ΔRT-CV[min], ΔRT ion[s])	S / N	Ion Ratio IR Vs MP% IR Vs CV%	Concentration [ True ] ng/mL	Q.C. Rec. {Area%CV}	Primary Transition	Confirmation Transition	Flag
PFOSA	( 498.0 / 78.0 ) 4825046 ( 498.0 / 478.0 ) 112058	( 10.22 , 1.00 ) ( 0.00 , N/A , 0.1 )	938.5 923.1	0.0232 97.3 97.3	10.2589 [ 10.0000 ]	102.6%			
NMeFOSA	( 511.9 / 219.0 ) 4694961 ( 511.9 / 169.0 ) 3072816	( 10.63 , 1.00 ) ( 0.00 , N/A , 0.0 )	2168.6 2090.6	0.6545 98.1 98.1	41.5988 [ 40.0000 ]	104.0%			
NEFOSA	( 526.0 / 219.0 ) 4882667 ( 526.0 / 169.0 ) 5213363	( 10.72 , 1.00 ) ( 0.00 , N/A , 0.0 )	3241.9 3260.5	1.0677 98.0 98.0	40.9499 [ 40.0000 ]	102.4%			
NMeFOSAA	( 570.0 / 419.0 ) 557267 ( 570.0 / 483.0 ) 284481	( 9.63 , 1.00 ) ( 0.00 , N/A , 0.0 )	1777.7 1419.6	0.5105 110.1 110.1	10.6517 [ 10.0000 ]	106.5%			
NEFOSAA	( 584.0 / 419.0 ) 528258 ( 584.0 / 526.0 ) 319809	( 9.77 , 1.00 ) ( 0.00 , N/A , 0.1 )	1187.2 7653.2	0.6054 99.8 99.8	9.9861 [ 10.0000 ]	99.9%			
NMeFOSE	( 616.1 / 59.0 ) 1258463	( 10.60 , 1.00 ) ( 0.01 , N/A , 0.0 )	1841.9	N/A 0.0 0.0	41.7115 [ 40.0000 ]	104.3%			
NEtFOSE	( 630.0 / 59.0 ) 298689	( 10.70 , 1.00 ) ( 0.01 , N/A , 0.0 )	1943.5	N/A 0.0 0.0	37.8120 [ 40.0000 ]	94.5%			
HFPO-DA	( 285.0 / 169.0 ) 1104777 ( 285.0 / 185.0 ) 3238038	( 6.71 , 1.00 ) ( 0.00 , N/A , 0.1 )	1532.4 2452.8	2.9309 105.7 105.7	20.0389 [ 20.0000 ]	100.2%			
ADONA	( 377.0 / 85.0 ) 4408570 ( 377.0 / 251.0 ) 582298	( 7.60 , 1.13 ) ( N/A , 0.00 , 0.1 )	2688.3 1364.4	0.1321 105.1 105.1	19.7760 [ 18.8540 ]	104.9%			
9CI-Pf3ONS	( 531.0 / 351.0 ) 11566057 ( 533.0 / 353.0 ) 3772100	( 9.80 , 1.46 ) ( N/A , 0.00 , 0.0 )	1710.6 1570.8	0.3261 97.7 97.7	18.8541 [ 18.6651 ]	101.0%			
11CI-PF3OUDS	( 631.0 / 451.0 ) 8071262 ( 633.0 / 453.0 ) 2542135	( 10.05 , 1.50 ) ( N/A , 0.00 , 0.0 )	1880.6 1037.4	0.3150 97.4 97.4	19.1229 [ 18.8642 ]	101.4%			

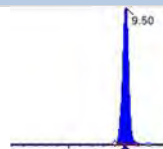
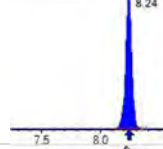
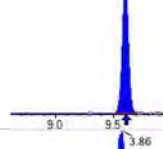
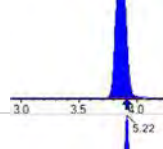
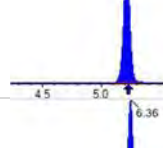
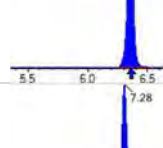
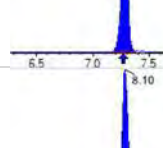
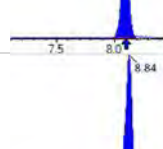
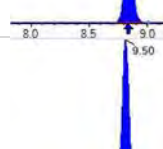




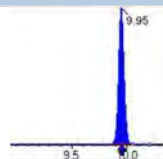
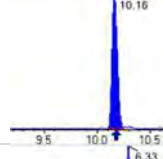
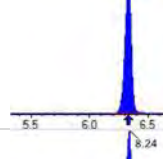
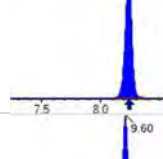
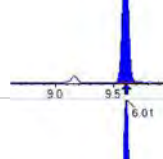
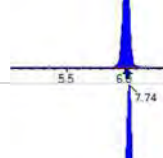
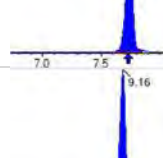
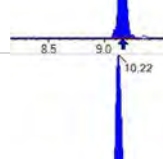
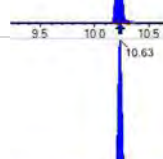
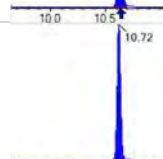

Chemist: ABK  
 Instrument: Saphira  
 Type: Sciex Q3 5500

Sample I.D.: SB03724-CAL6  
 DF, IV: 1, 10.0µL  
 Acquisition Method: 1633 2022-12-07.dam

Quant Method: 1633 - 2022-12-07  
 Path: S2022-12-07A18.wiff-0  
 Acquired: 2022/12/07 - 15:15

Analyte	(Q1 / Q3) Area Counts*min	R.T. (R.T [min], R.R.T.) (ΔRT-I[min], ΔRT-CV[min], ΔRT ion[s])	S / N	Ion Ratio IR Vs MP% IR Vs CV%	Concentration [ True ] ng/mL	Q.C. Rec. {Area%CV}	Primary Transition	Confirmation Transition	Flag
3:3FTCA	(241.0 / 177.0) 181509 (241.0 / 117.0) 305608	(4.72, 0.90) (N/A, -0.02, 0.0)	1405.6 1569.9	1.6837 96.7 96.7	41.0930 [ 40.0000 ]	102.7%			
5:3FTCA	(341.0 / 236.7) 1128759 (341.0 / 217.0) 1827782	(6.99, 1.10) (N/A, 0.00, 0.0)	1297.1 1807.2	1.6193 94.8 94.8	42.7381 [ 40.0000 ]	106.8%			
7:3FTCA	(441.0 / 317.0) 1429515 (441.0 / 337.0) 1176249	(8.81, 1.39) (N/A, 0.00, -0.1)	1715.9 1863.5	0.8228 99.8 99.8	42.0386 [ 40.0000 ]	105.1%			
PFEESA	(315.0 / 135.0) 2456978 (315.0 / 83.0) 716033	(6.83, 1.07) (N/A, 0.00, 0.1)	2198.9 1422.7	0.2914 98.0 98.0	19.3285 [ 17.8492 ]	108.3%			
PFMPA	(229.0 / 85.0) 498708	(4.39, 0.84) (N/A, -0.02, 0.0)	1654.6	N/A 0.0 0.0	20.1428 [ 20.0000 ]	100.7%			
PFMBA	(279.0 / 85.0) 1612834	(5.60, 1.07) (N/A, -0.01, 0.0)	2738.1	N/A 0.0 0.0	20.9014 [ 20.0000 ]	104.5%			
NFDHA	(201.0 / 85.0) 60961 (295.0 / 201.0) 398304	(6.24, 0.98) (N/A, 0.00, 0.0)	999.2 2074.4	6.5337 93.4 93.4	20.2736 [ 20.0000 ]	101.4%			
13C3_PFBA_IIS	(216.0 / 172.0) 97804	(3.86, N/A) (N/A, -0.03, N/A)	1187.4	N/A	1.0175 [ 1.0000 ]	101.7% { 95.7% }			
13C2_PFHxA_IIS	(315.1 / 270.0) 124122	(6.36, N/A) (N/A, 0.00, N/A)	1415.5	N/A	1.0052 [ 1.0000 ]	100.5% { 100.3% }			
13C4_PFOA_IIS	(417.0 / 372.0) 127524	(8.10, N/A) (N/A, 0.00, N/A)	875.5	N/A	1.0757 [ 1.0000 ]	107.6% { 113.2% }			
13C5_PFNA_IIS	(468.0 / 423.0) 90053	(8.84, N/A) (N/A, 0.00, N/A)	1226.6	N/A	0.9455 [ 1.0000 ]	94.6% { 87.7% }			

Analyte	(Q1 / Q3) Area Counts*min	R.T. (R.T [min], R.R.T.) ( $\Delta$ RT-[min], $\Delta$ RT- CV[min], $\Delta$ RT ion[s])	S / N	Ion Ratio IR Vs MP% IR Vs CV%	Concentration [ True ] ng/mL	Q.C. Rec. {Area%CV}	Primary Transition	Confirmation Transition	Flag
13C2_PFDA_IIS	(515.1 / 470.1) 88953	(9.50, N/A) (N/A, 0.00, N/A)	1436.9	N/A	1.0797 [ 1.0000 ]	108.0% { 100.5% }			
18O2_PFHxS_IIS	(403.0 / 83.9) 223237	(8.24, N/A) (N/A, 0.00, N/A)	1507.1	N/A	1.0401 [ 1.0000 ]	104.0% { 100.9% }			
13C4_PFOS_IIS	(502.8 / 79.9) 177716	(9.60, N/A) (N/A, 0.00, N/A)	359.8	N/A	0.9548 [ 1.0000 ]	95.5% { 87.6% }			
13C4_PFBA_EIS	(217.0 / 172.0) 731181	(3.86, N/A) (N/A, -0.04, N/A)	3169.4	N/A	7.9741 [ 8.0000 ]	99.7% { 93.3% }			
13C5_PFPeA_EIS	(267.9 / 223.0) 374127	(5.22, N/A) (N/A, -0.02, N/A)	2431.4	N/A	4.1321 [ 4.0000 ]	103.3% { 100.6% }			
13C5_PFHxA_EIS	(318.0 / 273.0) 246675	(6.36, N/A) (N/A, 0.00, N/A)	1895.5	N/A	1.9484 [ 2.0000 ]	97.4% { 93.0% }			
13C4_PFHpA_EIS	(367.0 / 322.0) 227414	(7.28, N/A) (N/A, 0.00, N/A)	902.5	N/A	1.9900 [ 2.0000 ]	99.5% { 100.2% }			
13C8_PFOA_EIS	(421.0 / 376.0) 234578	(8.10, N/A) (N/A, 0.00, N/A)	825.6	N/A	1.8085 [ 2.0000 ]	90.4% { 92.6% }			
13C9_PFNA_EIS	(472.0 / 427.0) 102558	(8.84, N/A) (N/A, 0.01, N/A)	1326.3	N/A	1.1540 [ 1.0000 ]	115.4% { 111.7% }			
13C6_PFDA_EIS	(519.0 / 474.0) 122944	(9.50, N/A) (N/A, 0.00, N/A)	327.3	N/A	0.9515 [ 1.0000 ]	95.2% { 99.7% }			
13C7_PFUnA_EIS	(570.0 / 525.0) 161162	(9.79, N/A) (N/A, -0.01, N/A)	1174.9	N/A	0.9292 [ 1.0000 ]	92.9% { 97.5% }			

Analyte	(Q1 / Q3) Area Counts*min	R.T. (R.T [min], R.R.T.) ( $\Delta$ RT-[min], $\Delta$ RT- CV[min], $\Delta$ RT ion[s])	S / N	Ion Ratio IR Vs MP% IR Vs CV%	Concentration [ True ] ng/mL	Q.C. Rec. {Area%CV}	Primary Transition	Confirmation Transition	Flag
13C2_PFDa_EIS	(615.0 / 570.0) 184610	(9.95, N/A) (N/A, -0.01, N/A)	537.0	N/A	0.8770 [ 1.0000 ]	87.7% { 80.1% }			
13C2_PFTeDA_EIS	(715.0 / 670.0) 134350	(10.16, N/A) (N/A, -0.01, N/A)	420.5	N/A	0.8695 [ 1.0000 ]	86.9% { 90.3% }			
13C3_PFBs_EIS	(302.0 / 80.0) 618324	(6.33, N/A) (N/A, 0.00, N/A)	1578.6	N/A	1.8846 [ 2.0000 ]	94.2% { 95.8% }			
13C3_PFHxS_EIS	(402.0 / 80.0) 366628	(8.24, N/A) (N/A, 0.00, N/A)	1364.7	N/A	1.9632 [ 2.0000 ]	98.2% { 99.1% }			
13C8_PFOS_EIS	(507.0 / 80.0) 553311	(9.60, N/A) (N/A, 0.00, N/A)	635.6	N/A	2.0424 [ 2.0000 ]	102.1% { 89.8% }			
13C2_4:2FTS_EIS	(329.0 / 81.0) 74703	(6.01, N/A) (N/A, 0.00, N/A)	738.6	N/A	4.0372 [ 4.0000 ]	100.9% { 103.3% }			
13C2_6:2FTS_EIS	(429.0 / 81.0) 95979	(7.74, N/A) (N/A, 0.00, N/A)	954.6	N/A	3.8663 [ 4.0000 ]	96.7% { 101.1% }			
13C2_8:2FTS_EIS	(529.0 / 81.0) 72001	(9.16, N/A) (N/A, 0.00, N/A)	1071.3	N/A	3.3415 [ 4.0000 ]	83.5% { 81.3% }			
13C8_PFOsa_EIS	(506.0 / 78.0) 847018	(10.22, N/A) (N/A, -0.01, N/A)	1280.1	N/A	2.0480 [ 2.0000 ]	102.4% { 94.9% }			
D3_NMeFOsa_EIS	(515.0 / 169.0) 245593	(10.63, N/A) (N/A, -0.01, N/A)	992.5	N/A	2.0067 [ 2.0000 ]	100.3% { 94.5% }			
D5_NEiFOsa_EIS	(531.1 / 169.0) 230269	(10.72, N/A) (N/A, -0.01, N/A)	1632.0	N/A	2.0751 [ 2.0000 ]	103.8% { 95.0% }			



Chemist: ABK  
 Instrument: Saphira  
 Type: Sciex Q3 5500

Sample I.D.: SB03724-CAL6  
 DF, IV: 1, 10.0µL  
 Acquisition Method: 1633 2022-12-07.dam

Quant Method: 1633 - 2022-12-07  
 Path: S2022-12-07A18.wiff-0  
 Acquired: 2022/12/07 - 15:15

Analyte	(Q1 / Q3) Area Counts*min	R.T. (R.T [min], R.R.T.) (ΔRT-I[min], ΔRT-CV[min], ΔRT ion[s])	S / N	Ion Ratio IR Vs MP% IR Vs CV%	Concentration [ True ] ng/mL	Q.C. Rec. {Area%CV}	Primary Transition	Confirmation Transition	Flag
D3_MeFOSAA_EIS	( 573.0 / 419.0 ) 239965	( 9.63 , N/A ) ( N/A , 0.00 , N/A )	642.6	N/A	3.9813 [ 4.0000 ]	99.5% { 87.9% }			
D5_EtFOSAA_EIS	( 589.0 / 419.0 ) 230579	( 9.77 , N/A ) ( N/A , 0.00 , N/A )	537.8	N/A	4.4510 [ 4.0000 ]	111.3% { 99.9% }			
D7_NMeFOSE_EIS	( 623.2 / 58.9 ) 429191	( 10.60 , N/A ) ( N/A , -0.01 , N/A )	1275.0	N/A	20.5315 [ 20.0000 ]	102.7% { 94.3% }			
D9_NEtFOSE_EIS	( 639.2 / 58.9 ) 230721	( 10.69 , N/A ) ( N/A , -0.01 , N/A )	2568.8	N/A	21.6616 [ 20.0000 ]	108.3% { 97.1% }			
13C3_HFPODA_EIS	( 287.0 / 169.0 ) 664084	( 6.70 , N/A ) ( N/A , 0.00 , N/A )	1445.6	N/A	7.9643 [ 8.0000 ]	99.6% { 98.9% }			



Chemist: ABK  
 Instrument: Saphira  
 Type: Sciex Q3 5500

Sample I.D.: SB03724-CAL7  
 DF, IV: 1, 10.0µL  
 Acquisition Method: 1633 2022-12-07.dam

Quant Method: 1633 - 2022-12-07  
 Path: S2022-12-07A19.wiff-0  
 Acquired: 2022/12/07 - 15:28

Analyte	(Q1 / Q3) Area Counts*min	R.T. (R.T [min], R.R.T.) (ΔRT-[min], ΔRT- CV[min], ΔRT ion[s])	S / N	Ion Ratio IR Vs MP% IR Vs CV%	Concentration [ True ] ng/mL	Q.C. Rec. {Area%CV}	Primary Transition	Confirmation Transition	Flag
PFBA	(212.9 / 169.0) 5199576	(3.89, 1.00) (0.00, N/A, 0.0)	180.7	N/A 0.0 0.0	82.4975 [ 80.0000 ]	103.1%			
PFPeA	(262.9 / 219.0) 3362998 (262.9 / 69.0) 38439	(5.22, 1.00) (0.00, N/A, -0.1)	3397.1 894.2	0.0114 98.1 98.1	41.2084 [ 40.0000 ]	103.0%			
PFHxA	(313.0 / 269.0) 2362644 (313.0 / 119.0) 217133	(6.35, 1.00) (0.00, N/A, 0.0)	2094.4 1309.1	0.0919 102.2 102.2	20.1621 [ 20.0000 ]	100.8%			
PFHpA	(363.0 / 319.0) 2179272 (363.0 / 169.0) 665343	(7.28, 1.00) (0.00, N/A, 0.0)	1731.5 1445.5	0.3053 106.4 106.4	19.6489 [ 20.0000 ]	98.2%			
PFOA	(413.0 / 369.0) 2405737 (413.0 / 169.0) 775829	(8.09, 1.00) (0.00, N/A, 0.1)	1631.8 1792.1	0.3225 99.7 99.7	18.9834 [ 20.0000 ]	94.9%			
PFNA	(463.0 / 419.0) 1726437 (463.0 / 169.0) 353292	(8.83, 1.00) (0.00, N/A, 0.2)	2587.6 492.9	0.2046 101.7 101.7	19.9119 [ 20.0000 ]	99.6%			
PFDA	(513.0 / 469.0) 2364190 (513.0 / 169.0) 238284	(9.49, 1.00) (0.00, N/A, 0.0)	1745.0 819.6	0.1008 113.5 113.5	17.2769 [ 20.0000 ]	86.4%			
PFUnA	(563.0 / 519.0) 2705865 (563.0 / 169.0) 253235	(9.79, 1.00) (0.00, N/A, -0.2)	1839.8 731.6	0.0936 87.1 87.1	20.2932 [ 20.0000 ]	101.5%			
PFDoA	(613.0 / 569.0) 3387883 (613.0 / 169.0) 431486	(9.95, 1.00) (0.00, N/A, -0.2)	2212.8 1060.8	0.1274 106.9 106.9	18.8222 [ 20.0000 ]	94.1%			
PFTrDA	(663.0 / 619.0) 2955289 (663.0 / 169.0) 578942	(10.07, 1.01) (N/A, 0.00, 0.1)	1299.3 933.5	0.1959 105.2 105.2	18.6920 [ 20.0000 ]	93.5%			
PFTeDA	(713.0 / 669.0) 2725237 (713.0 / 169.0) 485635	(10.17, 1.00) (0.00, N/A, -0.1)	1937.8 1078.2	0.1782 90.5 90.5	20.3601 [ 20.0000 ]	101.8%			



Chemist: ABK  
Instrument: Saphira  
Type: Sciex Q3 5500

Sample I.D.: SB03724-CAL7  
DF, IV: 1, 10.0µL  
Acquisition Method: 1633 2022-12-07.dam

Quant Method: 1633 - 2022-12-07  
Path: S2022-12-07A19.wiff-0  
Acquired: 2022/12/07 - 15:28

Analyte	(Q1 / Q3) Area Counts*min	R.T. (R.T [min], R.R.T.) ( $\Delta$ RT-[min], $\Delta$ RT- CV[min], $\Delta$ RT ion[s])	S / N	Ion Ratio IR Vs MP% IR Vs CV%	Concentration [ True ] ng/mL	Q.C. Rec. {Area%CV}	Primary Transition	Confirmation Transition	Flag
PFBS	( 298.9 / 80.0 ) 3229984 ( 298.9 / 99.0 ) 2182190	( 6.33 , 1.00 ) ( 0.00 , N/A , 0.0 )	2220.0 2554.0	0.6756 99.7 99.7	16.6689 [ 17.6947 ]	94.2%			
PFPeS	( 349.0 / 80.0 ) 6215123 ( 349.0 / 99.0 ) 2217179	( 7.36 , 0.89 ) ( N/A , -0.01 , 0.0 )	2249.8 2278.8	0.3567 97.8 97.8	18.7784 [ 18.7676 ]	100.1%			
PFHxS	( 399.0 / 80.0 ) 5378212 ( 399.0 / 99.0 ) 1826506	( 8.23 , 1.00 ) ( 0.00 , N/A , 0.0 )	737859.1 46696.2	0.3396 98.5 98.5	18.3258 [ 18.2197 ]	100.6%			
PFHpS	( 449.0 / 80.0 ) 4526138 ( 449.0 / 99.0 ) 1324290	( 9.00 , 0.94 ) ( N/A , -0.01 , 0.0 )	2866.5 3035.8	0.2926 102.9 102.9	18.4053 [ 19.0281 ]	96.7%			
PFOS	( 499.0 / 80.0 ) 5613835 ( 499.0 / 99.0 ) 1363447	( 9.60 , 1.00 ) ( 0.00 , N/A , 0.0 )	332.2 877.7	0.2429 94.3 94.3	18.4287 [ 18.5499 ]	99.3%			
PFNS	( 549.0 / 80.0 ) 7005194 ( 549.0 / 99.0 ) 1727932	( 9.83 , 1.02 ) ( N/A , 0.00 , -0.1 )	1890.4 1145.5	0.2467 103.2 103.2	19.5842 [ 19.1977 ]	102.0%			
PFDS	( 599.0 / 80.0 ) 9192181 ( 599.0 / 99.0 ) 2137337	( 9.97 , 1.04 ) ( N/A , -0.01 , -0.1 )	1054.7 1623.0	0.2325 100.0 100.0	20.5196 [ 19.2621 ]	106.5%			
PFDoS	( 698.9 / 80.0 ) 5678530 ( 698.9 / 99.0 ) 1164180	( 10.15 , 1.06 ) ( N/A , -0.01 , 0.0 )	1698.7 1690.5	0.2050 88.5 88.5	21.3732 [ 19.3913 ]	110.2%			
4:2FTS	( 327.0 / 307.0 ) 4657290 ( 327.0 / 81.0 ) 2637893	( 6.01 , 1.00 ) ( 0.00 , N/A , 0.1 )	3311.6 2582.2	0.5664 94.8 94.8	75.5293 [ 74.7622 ]	101.0%			
6:2FTS	( 427.0 / 407.0 ) 2777392 ( 427.0 / 81.0 ) 2002517	( 7.73 , 1.00 ) ( 0.00 , N/A , 0.1 )	2374.0 2451.1	0.7210 100.3 100.3	68.2104 [ 75.9234 ]	89.8%			
8:2FTS	( 527.0 / 507.0 ) 2422577 ( 527.0 / 81.0 ) 1592545	( 9.15 , 1.00 ) ( 0.00 , N/A , 0.1 )	1098.8 2583.7	0.6574 105.4 105.4	66.3269 [ 76.6631 ]	86.5%			



Chemist: ABK  
 Instrument: Saphira  
 Type: Sciex Q3 5500

Sample I.D.: SB03724-CAL7  
 DF, IV: 1, 10.0µL  
 Acquisition Method: 1633 2022-12-07.dam

Quant Method: 1633 - 2022-12-07  
 Path: S2022-12-07A19.wiff-0  
 Acquired: 2022/12/07 - 15:28

Analyte	(Q1 / Q3) Area Counts*min	R.T. (R.T [min], R.R.T.) ( $\Delta$ RT-[min], $\Delta$ RT- CV[min], $\Delta$ RT ion[s])	S / N	Ion Ratio IR Vs MP% IR Vs CV%	Concentration [ True ] ng/mL	Q.C. Rec. {Area%CV}	Primary Transition	Confirmation Transition	Flag
PFOSA	( 498.0 / 78.0 ) 9268030 ( 498.0 / 478.0 ) 211011	( 10.22 , 1.00 ) ( 0.00 , N/A , 0.0 )	1455.1 589.3	0.0228 95.4 95.4	20.3351 [ 20.0000 ]	101.7%			
NMeFOSA	( 511.9 / 219.0 ) 8637072 ( 511.9 / 169.0 ) 5765056	( 10.64 , 1.00 ) ( 0.00 , N/A , 0.0 )	1877.8 1931.1	0.6675 100.1 100.1	69.4405 [ 80.0000 ]	86.8%			
NEIFOSA	( 526.0 / 219.0 ) 8920353 ( 526.0 / 169.0 ) 9392194	( 10.73 , 1.00 ) ( 0.00 , N/A , 0.0 )	2958.1 3607.7	1.0529 96.6 96.6	78.4009 [ 80.0000 ]	98.0%			
NMeFOSAA	( 570.0 / 419.0 ) 1076714 ( 570.0 / 483.0 ) 528490	( 9.63 , 1.00 ) ( 0.00 , N/A , 0.1 )	1722.5 951.9	0.4908 105.8 105.8	20.3731 [ 20.0000 ]	101.9%			
NEIFOSAA	( 584.0 / 419.0 ) 923472 ( 584.0 / 526.0 ) 558749	( 9.77 , 1.00 ) ( 0.01 , N/A , 0.2 )	1215.0 611153.2	0.6051 99.7 99.7	18.7294 [ 20.0000 ]	93.6%			
NMeFOSE	( 616.1 / 59.0 ) 2355461	( 10.61 , 1.00 ) ( 0.01 , N/A , 0.0 )	1886.9	N/A 0.0 0.0	76.1482 [ 80.0000 ]	95.2%			
NEtFOSE	( 630.0 / 59.0 ) 555574	( 10.70 , 1.00 ) ( 0.01 , N/A , 0.0 )	2383.5	N/A 0.0 0.0	75.2772 [ 80.0000 ]	94.1%			
HFPO-DA	( 285.0 / 169.0 ) 2024469 ( 285.0 / 185.0 ) 6138192	( 6.70 , 1.00 ) ( 0.00 , N/A , 0.0 )	1491.4 2268.9	3.0320 109.4 109.4	37.5811 [ 40.0000 ]	94.0%			
ADONA	( 377.0 / 85.0 ) 8002295 ( 377.0 / 251.0 ) 1028270	( 7.59 , 1.13 ) ( N/A , -0.01 , 0.1 )	2482.9 1751.3	0.1285 102.2 102.2	36.7380 [ 37.7080 ]	97.4%			
9CI-Pf3ONS	( 531.0 / 351.0 ) 20443740 ( 533.0 / 353.0 ) 6878741	( 9.79 , 1.46 ) ( N/A , 0.00 , 0.0 )	1533.8 1981.7	0.3365 100.8 100.8	34.1067 [ 37.3302 ]	91.4%			
11CI-PF3OUDS	( 631.0 / 451.0 ) 16266901 ( 633.0 / 453.0 ) 4974912	( 10.04 , 1.50 ) ( N/A , -0.01 , -0.1 )	1714.7 1153.5	0.3058 94.5 94.5	39.4435 [ 37.7283 ]	104.5%			

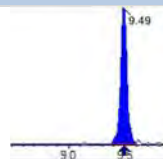
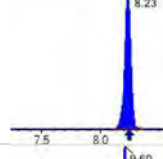
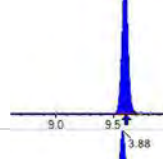
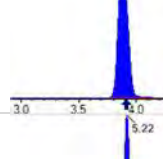
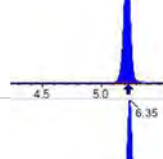
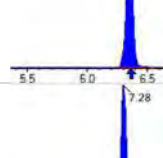
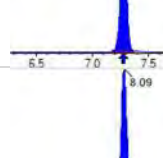
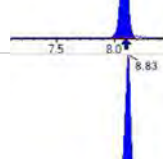
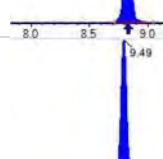
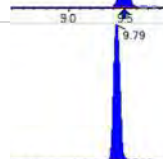



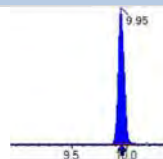
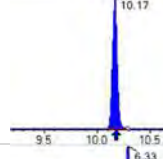
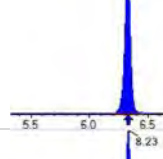
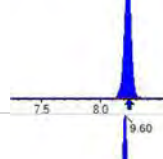
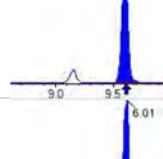
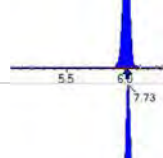
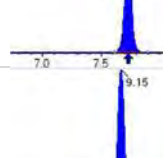
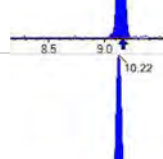
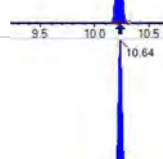
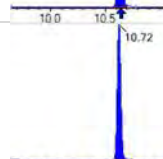

Chemist: ABK  
 Instrument: Saphira  
 Type: Sciex Q3 5500

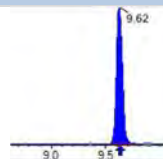
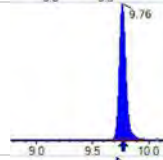
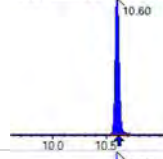
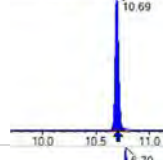
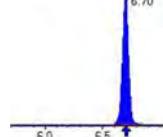
Sample I.D.: SB03724-CAL7  
 DF, IV: 1, 10.0µL  
 Acquisition Method: 1633 2022-12-07.dam

Quant Method: 1633 - 2022-12-07  
 Path: S2022-12-07A19.wiff-0  
 Acquired: 2022/12/07 - 15:28

Analyte	(Q1 / Q3) Area Counts*min	R.T. (R.T [min], R.R.T.) (ΔRT-I[min], ΔRT-CV[min], ΔRT ion[s])	S / N	Ion Ratio IR Vs MP% IR Vs CV%	Concentration [ True ] ng/mL	Q.C. Rec. {Area%CV}	Primary Transition	Confirmation Transition	Flag
3:3FTCA	(241.0 / 177.0) 315763 (241.0 / 117.0) 562660	(4.73, 0.91) (N/A, -0.01, 0.1)	1343.9 1424.5	1.7819 102.4 102.4	78.7606 [ 80.0000 ]	98.5%			
5:3FTCA	(341.0 / 236.7) 2124768 (341.0 / 217.0) 3519483	(6.99, 1.10) (N/A, -0.01, 0.0)	1549.8 1866.9	1.6564 97.0 97.0	85.3457 [ 80.0000 ]	106.7%			
7:3FTCA	(441.0 / 317.0) 2845430 (441.0 / 337.0) 2317220	(8.81, 1.39) (N/A, -0.01, 0.0)	2380.6 2145.8	0.8144 98.7 98.7	88.7694 [ 80.0000 ]	111.0%			
PFEESA	(315.0 / 135.0) 4332282 (315.0 / 83.0) 1281110	(6.82, 1.07) (N/A, -0.01, -0.1)	1182.8 1490.9	0.2957 99.4 99.4	36.1550 [ 35.6984 ]	101.3%			
PFMPA	(229.0 / 85.0) 861554	(4.40, 0.84) (N/A, -0.01, 0.0)	1850.0	N/A 0.0 0.0	38.3385 [ 40.0000 ]	95.8%			
PFMBA	(279.0 / 85.0) 2779679	(5.60, 1.07) (N/A, -0.01, 0.0)	2502.4	N/A 0.0 0.0	39.6880 [ 40.0000 ]	99.2%			
NFDHA	(201.0 / 85.0) 115556 (295.0 / 201.0) 744066	(6.23, 0.98) (N/A, -0.01, -0.3)	1034.6 1567.7	6.4390 92.0 92.0	40.6428 [ 40.0000 ]	101.6%			
13C3_PFBA_IIS	(216.0 / 172.0) 84555	(3.89, N/A) (N/A, -0.01, N/A)	1663.0	N/A	0.8796 [ 1.0000 ]	88.0% { 82.8% }			
13C2_PFHxA_IIS	(315.1 / 270.0) 111907	(6.35, N/A) (N/A, -0.01, N/A)	1366.4	N/A	0.9062 [ 1.0000 ]	90.6% { 90.4% }			
13C4_PFOA_IIS	(417.0 / 372.0) 107401	(8.09, N/A) (N/A, -0.01, N/A)	736.9	N/A	0.9060 [ 1.0000 ]	90.6% { 95.4% }			
13C5_PFNA_IIS	(468.0 / 423.0) 87743	(8.83, N/A) (N/A, 0.00, N/A)	583.4	N/A	0.9213 [ 1.0000 ]	92.1% { 85.4% }			

Analyte	(Q1 / Q3) Area Counts*min	R.T. (R.T [min], R.R.T.) ( $\Delta$ RT-[min], $\Delta$ RT- CV[min], $\Delta$ RT ion[s])	S / N	Ion Ratio IR Vs MP% IR Vs CV%	Concentration [ True ] ng/mL	Q.C. Rec. {Area%CV}	Primary Transition	Confirmation Transition	Flag
13C2_PFDA_IIS	(515.1 / 470.1) 83376	(9.49, N/A) (N/A, -0.01, N/A)	362.0	N/A	1.0121 [ 1.0000 ]	101.2% { 94.2% }			
18O2_PFHxS_IIS	(403.0 / 83.9) 205198	(8.23, N/A) (N/A, -0.01, N/A)	1785.0	N/A	0.9560 [ 1.0000 ]	95.6% { 92.8% }			
13C4_PFOS_IIS	(502.8 / 79.9) 171830	(9.60, N/A) (N/A, 0.00, N/A)	665.2	N/A	0.9232 [ 1.0000 ]	92.3% { 84.7% }			
13C4_PFBA_EIS	(217.0 / 172.0) 662202	(3.88, N/A) (N/A, -0.01, N/A)	2563.7	N/A	8.3535 [ 8.0000 ]	104.4% { 84.5% }			
13C5_PFPeA_EIS	(267.9 / 223.0) 339579	(5.22, N/A) (N/A, -0.01, N/A)	2118.2	N/A	4.1599 [ 4.0000 ]	104.0% { 91.3% }			
13C5_PFHxA_EIS	(318.0 / 273.0) 232525	(6.35, N/A) (N/A, -0.01, N/A)	1345.1	N/A	2.0371 [ 2.0000 ]	101.9% { 87.6% }			
13C4_PFHpA_EIS	(367.0 / 322.0) 218977	(7.28, N/A) (N/A, 0.00, N/A)	1100.2	N/A	2.1253 [ 2.0000 ]	106.3% { 96.5% }			
13C8_PFOA_EIS	(421.0 / 376.0) 245873	(8.09, N/A) (N/A, -0.01, N/A)	1091.6	N/A	2.2507 [ 2.0000 ]	112.5% { 97.0% }			
13C9_PFNA_EIS	(472.0 / 427.0) 89934	(8.83, N/A) (N/A, 0.00, N/A)	709.8	N/A	1.0386 [ 1.0000 ]	103.9% { 97.9% }			
13C6_PFDA_EIS	(519.0 / 474.0) 134886	(9.49, N/A) (N/A, 0.00, N/A)	542.7	N/A	1.1138 [ 1.0000 ]	111.4% { 109.4% }			
13C7_PFUnA_EIS	(570.0 / 525.0) 151468	(9.79, N/A) (N/A, 0.00, N/A)	657.9	N/A	0.9317 [ 1.0000 ]	93.2% { 91.6% }			

Analyte	(Q1 / Q3) Area Counts*min	R.T. (R.T [min], R.R.T.) ( $\Delta$ RT-[min], $\Delta$ RT- CV[min], $\Delta$ RT ion[s])	S / N	Ion Ratio IR Vs MP% IR Vs CV%	Concentration [ True ] ng/mL	Q.C. Rec. {Area%CV}	Primary Transition	Confirmation Transition	Flag
13C2_PFDa_EIS	(615.0 / 570.0) 195621	(9.95, N/A) (N/A, -0.01, N/A)	1251.2	N/A	0.9915 [ 1.0000 ]	99.2% { 84.9% }			
13C2_PFTeDA_EIS	(715.0 / 670.0) 135790	(10.17, N/A) (N/A, -0.01, N/A)	590.5	N/A	0.9376 [ 1.0000 ]	93.8% { 91.2% }			
13C3_PFBs_EIS	(302.0 / 80.0) 634789	(6.33, N/A) (N/A, -0.01, N/A)	1793.1	N/A	2.1049 [ 2.0000 ]	105.2% { 98.3% }			
13C3_PFHxS_EIS	(402.0 / 80.0) 350084	(8.23, N/A) (N/A, 0.00, N/A)	1669.9	N/A	2.0394 [ 2.0000 ]	102.0% { 94.6% }			
13C8_PFOS_EIS	(507.0 / 80.0) 542677	(9.60, N/A) (N/A, -0.01, N/A)	720.9	N/A	2.0717 [ 2.0000 ]	103.6% { 88.1% }			
13C2_4:2FTS_EIS	(329.0 / 81.0) 70604	(6.01, N/A) (N/A, -0.01, N/A)	667.8	N/A	4.1512 [ 4.0000 ]	103.8% { 97.7% }			
13C2_6:2FTS_EIS	(429.0 / 81.0) 102677	(7.73, N/A) (N/A, -0.01, N/A)	1127.8	N/A	4.4997 [ 4.0000 ]	112.5% { 108.2% }			
13C2_8:2FTS_EIS	(529.0 / 81.0) 93033	(9.15, N/A) (N/A, -0.01, N/A)	578.6	N/A	4.6972 [ 4.0000 ]	117.4% { 105.1% }			
13C8_PFOsa_EIS	(506.0 / 78.0) 820790	(10.22, N/A) (N/A, 0.00, N/A)	1095.8	N/A	2.0526 [ 2.0000 ]	102.6% { 91.9% }			
D3_NMeFOsa_EIS	(515.0 / 169.0) 270656	(10.64, N/A) (N/A, -0.01, N/A)	1077.1	N/A	2.2872 [ 2.0000 ]	114.4% { 104.1% }			
D5_NEiFOsa_EIS	(531.1 / 169.0) 219731	(10.72, N/A) (N/A, -0.01, N/A)	1504.1	N/A	2.0479 [ 2.0000 ]	102.4% { 90.6% }			

Analyte	(Q1 / Q3) Area Counts*min	R.T. (R.T [min], R.R.T.) ( $\Delta$ RT-I[ $\mu$ min], $\Delta$ RT- CV[ $\mu$ min], $\Delta$ RT ion[s])	S / N	Ion Ratio IR Vs MP% IR Vs CV%	Concentration [ True ] ng/mL	Q.C. Rec. {Area%CV}	Primary Transition	Confirmation Transition	Flag
D3_MeFOSAA_EIS	( 573.0 / 419.0 ) 242408	( 9.62 , N/A ) ( N/A , 0.00 , N/A )	783.8	N/A	4.1596 [ 4.0000 ]	104.0% { 88.8% }			
D5_EtFOSAA_EIS	( 589.0 / 419.0 ) 214915	( 9.76 , N/A ) ( N/A , -0.01 , N/A )	668.5	N/A	4.2907 [ 4.0000 ]	107.3% { 93.2% }			
D7_NMeFOSE_EIS	( 623.2 / 58.9 ) 440031	( 10.60 , N/A ) ( N/A , -0.01 , N/A )	1809.7	N/A	21.7711 [ 20.0000 ]	108.9% { 96.7% }			
D9_NEtFOSE_EIS	( 639.2 / 58.9 ) 215564	( 10.69 , N/A ) ( N/A , -0.01 , N/A )	1799.6	N/A	20.9318 [ 20.0000 ]	104.7% { 90.7% }			
13C3_HFPODA_EIS	( 287.0 / 169.0 ) 648879	( 6.70 , N/A ) ( N/A , -0.01 , N/A )	1492.2	N/A	8.6314 [ 8.0000 ]	107.9% { 96.6% }			

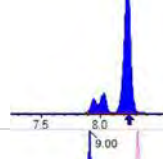
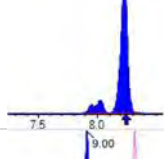
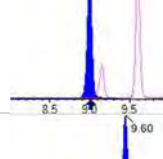
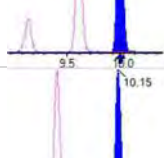
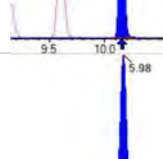
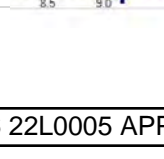


Chemist: ABK  
 Instrument: Saphira  
 Type: Sciex Q3 5500

Sample I.D.: SB03724-CAL8  
 DF, IV: 1, 10.0µL  
 Acquisition Method: 1633 2022-12-07.dam

Quant Method: 1633 - 2022-12-07  
 Path: S2022-12-07A20.wiff- 0  
 Acquired: 2022/12/07 - 15:41

Analyte	(Q1 / Q3) Area Counts*min	R.T. (R.T [min], R.R.T.) (ΔRT-[min], ΔRT- CV[min], ΔRT ion[s])	S / N	Ion Ratio IR Vs MP% IR Vs CV%	Concentration [ True ] ng/mL	Q.C. Rec. {Area%CV}	Primary Transition	Confirmation Transition	Flag
PFBA	(212.9 / 169.0) 11756955	(3.83, 1.00) (0.00, N/A, 0.0)	16541.6	N/A 0.0 0.0	199.0536 [ 200.0000 ]	99.5%			
PFPeA	(262.9 / 219.0) 7877081 (262.9 / 69.0) 85943	(5.18, 1.00) (0.00, N/A, 0.0)	2780.6 1476.7	0.0109 93.7 93.7	99.6572 [ 100.0000 ]	99.7%			
PFHxA	(313.0 / 269.0) 5574603 (313.0 / 119.0) 535836	(6.33, 1.00) (0.00, N/A, 0.0)	2668.8 1802.6	0.0961 106.9 106.9	46.7571 [ 50.0000 ]	93.5%			
PFHpA	(363.0 / 319.0) 5389915 (363.0 / 169.0) 1530168	(7.27, 1.00) (0.00, N/A, 0.0)	1761.8 1877.6	0.2839 99.0 99.0	47.6507 [ 50.0000 ]	95.3%			
PFOA	(413.0 / 369.0) 5748829 (413.0 / 169.0) 1839407	(8.09, 1.00) (0.00, N/A, -0.1)	2175.6 1817.9	0.3200 98.9 98.9	49.3123 [ 50.0000 ]	98.6%			
PFNA	(463.0 / 419.0) 4158420 (463.0 / 169.0) 926927	(8.83, 1.00) (0.00, N/A, -0.1)	3131.1 736.2	0.2229 110.7 110.7	50.0353 [ 50.0000 ]	100.1%			
PFDA	(513.0 / 469.0) 5868988 (513.0 / 169.0) 548012	(9.49, 1.00) (0.00, N/A, 0.0)	1315.3 1124.9	0.0934 105.2 105.2	49.0078 [ 50.0000 ]	98.0%			
PFUnA	(563.0 / 519.0) 5240793 (563.0 / 169.0) 524900	(9.79, 1.00) (0.00, N/A, 0.0)	1823.2 772.2	0.1002 93.2 93.2	48.2825 [ 50.0000 ]	96.6%			
PFDoA	(613.0 / 569.0) 7741668 (613.0 / 169.0) 937780	(9.95, 1.00) (0.00, N/A, 0.0)	1420.4 1530.2	0.1211 101.7 101.7	48.7265 [ 50.0000 ]	97.5%			
PFTTrDA	(663.0 / 619.0) 6240578 (663.0 / 169.0) 1330591	(10.07, 1.01) (N/A, 0.00, 0.0)	1971.0 1101.6	0.2132 114.5 114.5	44.7167 [ 50.0000 ]	89.4%			
PFTeDA	(713.0 / 669.0) 5780923 (713.0 / 169.0) 1088888	(10.17, 1.00) (0.00, N/A, 0.0)	1258.7 716.4	0.1884 95.7 95.7	43.4104 [ 50.0000 ]	86.8%			

Analyte	(Q1 / Q3) Area Counts*min	R.T. (R.T [min], R.R.T.) ( $\Delta$ RT-[min], $\Delta$ RT- CV[min], $\Delta$ RT ion[s])	S / N	Ion Ratio IR Vs MP% IR Vs CV%	Concentration [ True ] ng/mL	Q.C. Rec. {Area%CV}	Primary Transition	Confirmation Transition	Flag
PFBS	(298.9 / 80.0) 7644606 (298.9 / 99.0) 5235309	(6.30, 1.00) (0.00, N/A, -0.1)	2293.9 2477.2	0.6848 101.1 101.1	42.4945 [ 44.2367 ]	96.1%			
PFPeS	(349.0 / 80.0) 14504483 (349.0 / 99.0) 5436065	(7.35, 0.89) (N/A, -0.01, 0.1)	2691.6 2488.3	0.3748 102.8 102.8	44.2638 [ 46.9191 ]	94.3%			
PFHxS	(399.0 / 80.0) 12574473 (399.0 / 99.0) 4383893	(8.23, 1.00) (0.00, N/A, 0.1)	50239.5 4304292.6	0.3486 101.1 101.1	43.2767 [ 45.5491 ]	95.0%			
PFHpS	(449.0 / 80.0) 11606040 (449.0 / 99.0) 3192787	(9.00, 0.94) (N/A, -0.01, -0.2)	2811.8 2629.9	0.2751 96.8 96.8	49.6060 [ 47.5703 ]	104.3%			
PFOS	(499.0 / 80.0) 13649162 (499.0 / 99.0) 2973745	(9.60, 1.00) (0.00, N/A, 0.1)	370.6 733.8	0.2179 84.6 84.6	47.0949 [ 46.3746 ]	101.6%			
PFNS	(549.0 / 80.0) 15031872 (549.0 / 99.0) 3579231	(9.84, 1.02) (N/A, 0.00, 0.0)	1869.5 1426.6	0.2381 99.6 99.6	44.1706 [ 47.9943 ]	92.0%			
PFDS	(599.0 / 80.0) 19985144 (599.0 / 99.0) 4777065	(9.97, 1.04) (N/A, 0.00, -0.1)	1890.8 1033.3	0.2390 102.8 102.8	46.8911 [ 48.1553 ]	97.4%			
PFDoS	(698.9 / 80.0) 11771864 (698.9 / 99.0) 2437947	(10.15, 1.06) (N/A, 0.00, 0.1)	1718.5 1732.6	0.2071 89.4 89.4	46.5707 [ 48.4781 ]	96.1%			
4:2FTS	(327.0 / 307.0) 10404170 (327.0 / 81.0) 5998335	(5.98, 1.00) (0.00, N/A, 0.0)	2952.7 2625.4	0.5765 96.5 96.5	169.3071 [ 186.9055 ]	90.6%			
6:2FTS	(427.0 / 407.0) 7022478 (427.0 / 81.0) 4908914	(7.73, 1.00) (0.00, N/A, -0.1)	2902.0 2565.2	0.6990 97.2 97.2	168.8479 [ 189.8085 ]	89.0%			
8:2FTS	(527.0 / 507.0) 5870374 (527.0 / 81.0) 3775665	(9.15, 1.00) (0.00, N/A, -0.1)	1508.7 2132.6	0.6432 103.2 103.2	147.3371 [ 191.6577 ]	76.9%			

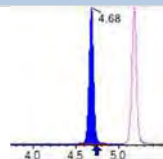
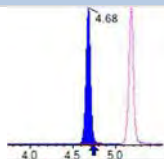
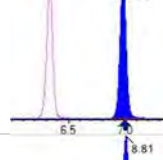
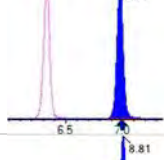
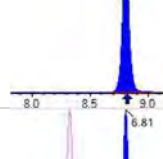
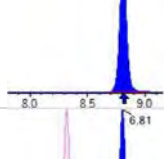
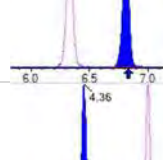
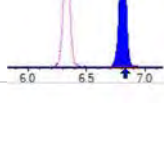
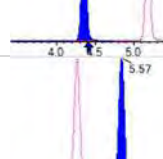
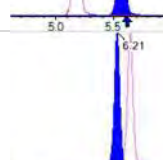
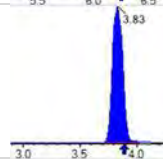

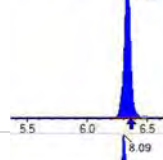
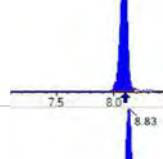
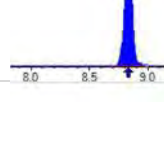
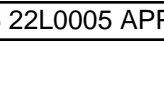


Chemist: ABK  
Instrument: Saphira  
Type: Sciex Q3 5500

Sample I.D.: SB03724-CAL8  
DF, IV: 1, 10.0µL  
Acquisition Method: 1633 2022-12-07.dam

Quant Method: 1633 - 2022-12-07  
Path: S2022-12-07A20.wiff-0  
Acquired: 2022/12/07 - 15:41

Analyte	(Q1 / Q3) Area Counts*min	R.T. (R.T [min], R.R.T.) (ΔRT-[min], ΔRT- CV[min], ΔRT ion[s])	S / N	Ion Ratio IR Vs MP% IR Vs CV%	Concentration [ True ] ng/mL	Q.C. Rec. {Area%CV}	Primary Transition	Confirmation Transition	Flag
PFOSA	( 498.0 / 78.0 ) 21157119 ( 498.0 / 478.0 ) 464426	( 10.22 , 1.00 ) ( 0.00 , N/A , 0.0 )	1087.5 872.5	0.0220 91.9 91.9	50.0666 [ 50.0000 ]	100.1%			
NMeFOSA	( 511.9 / 219.0 ) 17401665 ( 511.9 / 169.0 ) 11577946	( 10.64 , 1.00 ) ( 0.00 , N/A , 0.0 )	1927.0 1682.6	0.6653 99.8 99.8	143.0858 [ 200.0000 ]	71.5%			
NEIFOSA	( 526.0 / 219.0 ) 18021044 ( 526.0 / 169.0 ) 19000482	( 10.73 , 1.00 ) ( 0.00 , N/A , 0.0 )	3263.3 3324.4	1.0543 96.7 96.7	186.9414 [ 200.0000 ]	93.5%			
NMeFOSAA	( 570.0 / 419.0 ) 2382189 ( 570.0 / 483.0 ) 1312955	( 9.63 , 1.00 ) ( 0.00 , N/A , 0.0 )	3381.5 1109.7	0.5512 118.8 118.8	44.4304 [ 50.0000 ]	88.9%			
NEIFOSAA	( 584.0 / 419.0 ) 2079285 ( 584.0 / 526.0 ) 1303983	( 9.77 , 1.00 ) ( 0.00 , N/A , 0.1 )	1553.1 23419.6	0.6271 103.3 103.3	48.5742 [ 50.0000 ]	97.1%			
NMeFOSE	( 616.1 / 59.0 ) 5372390	( 10.61 , 1.00 ) ( 0.01 , N/A , 0.0 )	1982.1	N/A 0.0 0.0	201.7338 [ 200.0000 ]	100.9%			
NEIFOSE	( 630.0 / 59.0 ) 1175916	( 10.70 , 1.00 ) ( 0.01 , N/A , 0.0 )	2805.4	N/A 0.0 0.0	178.7772 [ 200.0000 ]	89.4%			
HFPO-DA	( 285.0 / 169.0 ) 4821313 ( 285.0 / 185.0 ) 13791027	( 6.69 , 1.00 ) ( 0.00 , N/A , 0.1 )	2020.4 2171.7	2.8604 103.2 103.2	93.9649 [ 100.0000 ]	94.0%			
ADONA	( 377.0 / 85.0 ) 18897863 ( 377.0 / 251.0 ) 2442076	( 7.59 , 1.13 ) ( N/A , -0.01 , 0.1 )	2462.2 2296.7	0.1292 102.8 102.8	91.0866 [ 94.2700 ]	96.6%			
9CI-PF3ONS	( 531.0 / 351.0 ) 40603801 ( 533.0 / 353.0 ) 14602434	( 9.79 , 1.46 ) ( N/A , 0.00 , 0.1 )	1674.9 1777.6	0.3596 107.7 107.7	71.1193 [ 93.3254 ]	76.2%			
11CI-PF3OUDS	( 631.0 / 451.0 ) 31850494 ( 633.0 / 453.0 ) 10991721	( 10.05 , 1.50 ) ( N/A , 0.00 , 0.1 )	1915.9 1627.6	0.3451 106.7 106.7	81.0827 [ 94.3208 ]	86.0%			

Analyte	(Q1 / Q3) Area Counts*min	R.T. (R.T [min], R.R.T.) ( $\Delta$ RT-I[ $\mu$ min], $\Delta$ RT-CV[ $\mu$ min], $\Delta$ RT ion[s])	S / N	Ion Ratio IR Vs MP% IR Vs CV%	Concentration [ True ] ng/mL	Q.C. Rec. {Area%CV}	Primary Transition	Confirmation Transition	Flag
3:3FTCA	(241.0 / 177.0) 807011 (241.0 / 117.0) 1390451	(4.68, 0.90) (N/A, -0.06, 0.0)	1788.3 1776.9	1.7230 99.0 99.0	207.8316 [200.0000]	103.9%			
5:3FTCA	(341.0 / 236.7) 5272640 (341.0 / 217.0) 8477122	(6.98, 1.10) (N/A, -0.02, 0.0)	2155.2 2087.1	1.6078 94.1 94.1	208.1589 [200.0000]	104.1%			
7:3FTCA	(441.0 / 317.0) 6523569 (441.0 / 337.0) 5401634	(8.81, 1.39) (N/A, -0.01, 0.0)	2200.9 2737.6	0.8280 100.4 100.4	200.0310 [200.0000]	100.0%			
PFEESA	(315.0 / 135.0) 10556816 (315.0 / 83.0) 3051589	(6.81, 1.08) (N/A, -0.02, 0.1)	2064.8 1942.0	0.2891 97.2 97.2	86.5928 [89.2459]	97.0%			
PFMPA	(229.0 / 85.0) 2125213	(4.36, 0.84) (N/A, -0.06, 0.0)	1746.3	N/A 0.0 0.0	97.6424 [100.0000]	97.6%			
PFMBA	(279.0 / 85.0) 6579526	(5.57, 1.07) (N/A, -0.04, 0.0)	2777.5	N/A 0.0 0.0	96.9936 [100.0000]	97.0%			
NFDHA	(201.0 / 85.0) 293111 (295.0 / 201.0) 1821849	(6.21, 0.98) (N/A, -0.03, -0.1)	1604.9 1835.7	6.2156 88.8 88.8	99.7346 [100.0000]	99.7%			
13C3_PFBA_IIS	(216.0 / 172.0) 82378	(3.83, N/A) (N/A, -0.07, N/A)	933.5	N/A	0.8570 [1.0000]	85.7% {80.6%}			
13C2_PFHxA_IIS	(315.1 / 270.0) 114035	(6.33, N/A) (N/A, -0.03, N/A)	798.2	N/A	0.9235 [1.0000]	92.3% {92.1%}			
13C4_PFOA_IIS	(417.0 / 372.0) 112012	(8.09, N/A) (N/A, -0.01, N/A)	771.8	N/A	0.9449 [1.0000]	94.5% {99.5%}			
13C5_PFNA_IIS	(468.0 / 423.0) 92945	(8.83, N/A) (N/A, 0.00, N/A)	842.2	N/A	0.9759 [1.0000]	97.6% {90.5%}			

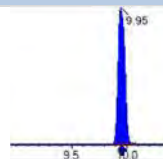
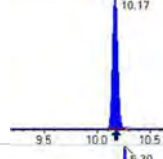
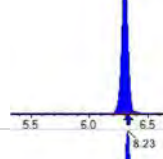
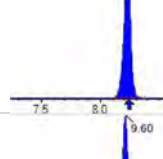
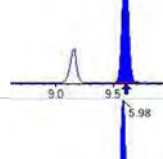
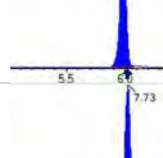
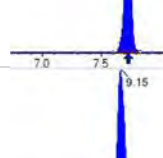
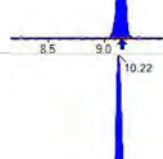
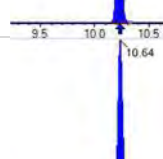
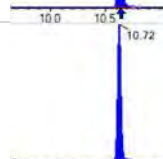



Chemist: ABK  
 Instrument: Saphira  
 Type: Sciex Q3 5500

Sample I.D.: SB03724-CAL8  
 DF, IV: 1, 10.0µL  
 Acquisition Method: 1633 2022-12-07.dam

Quant Method: 1633 - 2022-12-07  
 Path: S2022-12-07A20.wiff-0  
 Acquired: 2022/12/07 - 15:41

Analyte	(Q1 / Q3) Area Counts*min	R.T. (R.T [min], R.R.T.) (ΔRT-[min], ΔRT- CV[min], ΔRT ion[s])	S / N	Ion Ratio IR Vs MP% IR Vs CV%	Concentration [ True ] ng/mL	Q.C. Rec. {Area%CV}	Primary Transition	Confirmation Transition	Flag
13C2_PFDA_IIS	(515.1 / 470.1) 74000	(9.49, N/A) (N/A, 0.00, N/A)	608.0	N/A	0.8982 [ 1.0000 ]	89.8% { 83.6% }			
18O2_PFHxS_IIS	(403.0 / 83.9) 204681	(8.23, N/A) (N/A, -0.01, N/A)	1352.1	N/A	0.9536 [ 1.0000 ]	95.4% { 92.5% }			
13C4_PFOS_IIS	(502.8 / 79.9) 163322	(9.60, N/A) (N/A, 0.00, N/A)	1924.0	N/A	0.8775 [ 1.0000 ]	87.7% { 80.5% }			
13C4_PFBA_EIS	(217.0 / 172.0) 620567	(3.83, N/A) (N/A, -0.07, N/A)	2174.5	N/A	8.0351 [ 8.0000 ]	100.4% { 79.2% }			
13C5_PFPeA_EIS	(267.9 / 223.0) 328895	(5.18, N/A) (N/A, -0.05, N/A)	1826.7	N/A	3.9538 [ 4.0000 ]	98.8% { 88.4% }			
13C5_PFHxA_EIS	(318.0 / 273.0) 236577	(6.33, N/A) (N/A, -0.03, N/A)	1497.8	N/A	2.0339 [ 2.0000 ]	101.7% { 89.2% }			
13C4_PFHpA_EIS	(367.0 / 322.0) 223326	(7.27, N/A) (N/A, -0.01, N/A)	838.8	N/A	2.1271 [ 2.0000 ]	106.4% { 98.4% }			
13C8_PFOA_EIS	(421.0 / 376.0) 226183	(8.08, N/A) (N/A, -0.01, N/A)	1082.8	N/A	1.9853 [ 2.0000 ]	99.3% { 89.3% }			
13C9_PFNA_EIS	(472.0 / 427.0) 86206	(8.83, N/A) (N/A, 0.00, N/A)	755.2	N/A	0.9399 [ 1.0000 ]	94.0% { 93.9% }			
13C6_PFDA_EIS	(519.0 / 474.0) 118045	(9.49, N/A) (N/A, 0.00, N/A)	895.6	N/A	1.0982 [ 1.0000 ]	109.8% { 95.7% }			
13C7_PFUnA_EIS	(570.0 / 525.0) 123303	(9.79, N/A) (N/A, 0.00, N/A)	675.4	N/A	0.8546 [ 1.0000 ]	85.5% { 74.6% }			

Analyte	(Q1 / Q3) Area Counts*min	R.T. (R.T [min], R.R.T.) ( $\Delta$ RT-[min], $\Delta$ RT- CV[min], $\Delta$ RT ion[s])	S / N	Ion Ratio IR Vs MP% IR Vs CV%	Concentration [ True ] ng/mL	Q.C. Rec. {Area%CV}	Primary Transition	Confirmation Transition	Flag
13C2_PFDa_EIS	(615.0 / 570.0) 172674	(9.95, N/A) (N/A, 0.00, N/A)	569.3	N/A	0.9861 [ 1.0000 ]	98.6% { 74.9% }			
13C2_PFTeDA_EIS	(715.0 / 670.0) 135097	(10.17, N/A) (N/A, -0.01, N/A)	679.3	N/A	1.0510 [ 1.0000 ]	105.1% { 90.8% }			
13C3_PFBs_EIS	(302.0 / 80.0) 589330	(6.30, N/A) (N/A, -0.03, N/A)	2000.2	N/A	1.9591 [ 2.0000 ]	98.0% { 91.3% }			
13C3_PFHxS_EIS	(402.0 / 80.0) 346604	(8.23, N/A) (N/A, -0.01, N/A)	1573.1	N/A	2.0242 [ 2.0000 ]	101.2% { 93.7% }			
13C8_PFOS_EIS	(507.0 / 80.0) 516307	(9.60, N/A) (N/A, 0.00, N/A)	486.8	N/A	2.0737 [ 2.0000 ]	103.7% { 83.8% }			
13C2_4:2FTS_EIS	(329.0 / 81.0) 70363	(5.98, N/A) (N/A, -0.03, N/A)	710.6	N/A	4.1474 [ 4.0000 ]	103.7% { 97.3% }			
13C2_6:2FTS_EIS	(429.0 / 81.0) 104877	(7.73, N/A) (N/A, -0.01, N/A)	988.0	N/A	4.6077 [ 4.0000 ]	115.2% { 110.5% }			
13C2_8:2FTS_EIS	(529.0 / 81.0) 101485	(9.15, N/A) (N/A, -0.01, N/A)	638.0	N/A	5.1369 [ 4.0000 ]	128.4% { 114.6% }			
13C8_PFOsa_EIS	(506.0 / 78.0) 761023	(10.22, N/A) (N/A, 0.00, N/A)	944.6	N/A	2.0022 [ 2.0000 ]	100.1% { 85.2% }			
D3_NMeFOSA_EIS	(515.0 / 169.0) 264642	(10.64, N/A) (N/A, -0.01, N/A)	1167.0	N/A	2.3529 [ 2.0000 ]	117.6% { 101.8% }			
D5_NeIFOSA_EIS	(531.1 / 169.0) 186168	(10.72, N/A) (N/A, 0.00, N/A)	1745.4	N/A	1.8255 [ 2.0000 ]	91.3% { 76.8% }			



Chemist: ABK  
 Instrument: Saphira  
 Type: Sciex Q3 5500

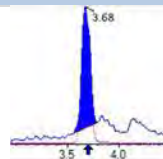
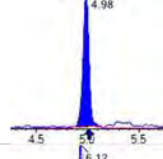
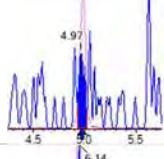
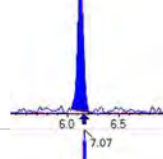
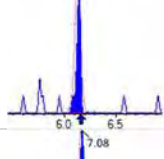
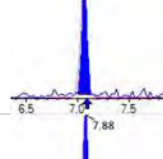
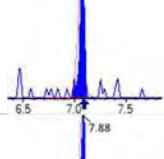
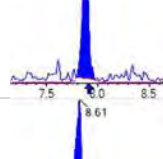
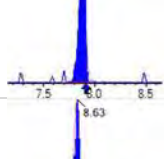
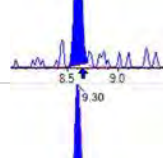
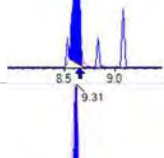
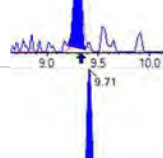
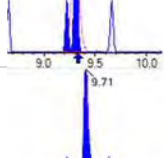
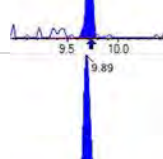
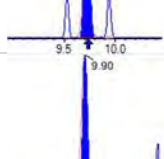
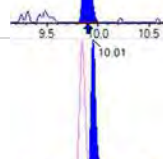
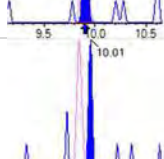
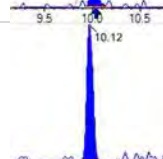
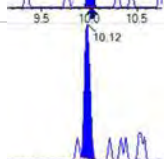

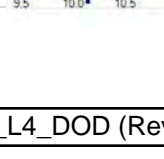
Sample I.D.: SB03724-CAL8  
 DF, IV: 1, 10.0µL  
 Acquisition Method: 1633 2022-12-07.dam

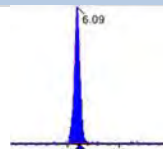
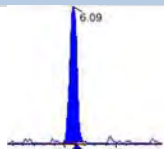
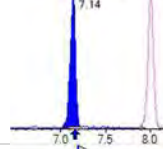
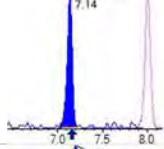
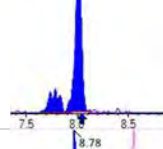
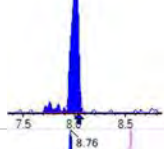
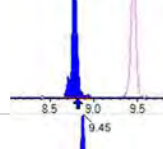
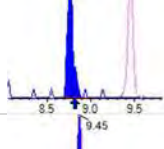
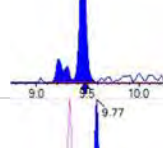
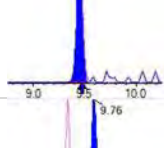
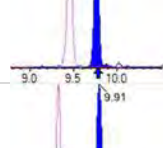
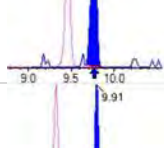
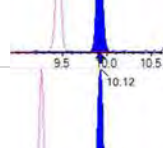
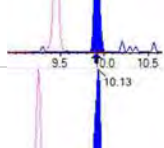
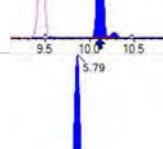
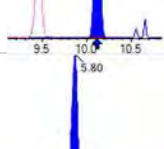
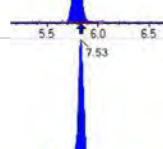
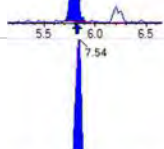
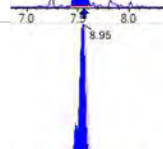
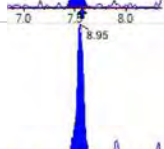


Quant Method: 1633 - 2022-12-07  
 Path: S2022-12-07A20.wiff- 0  
 Acquired: 2022/12/07 - 15:41

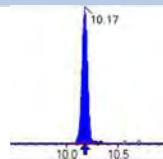
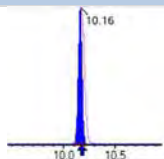
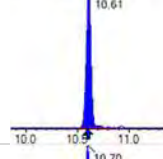
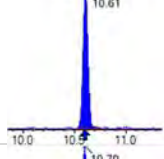
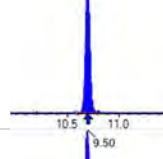
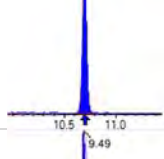
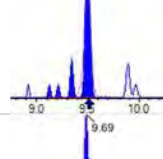
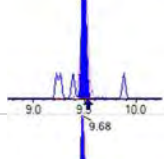
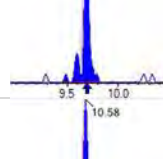
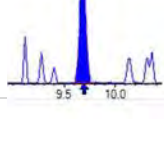
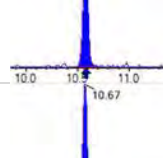
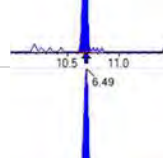
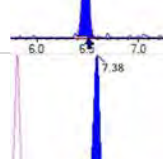
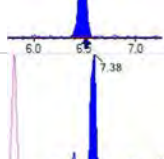
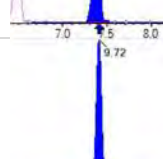
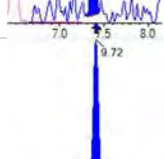
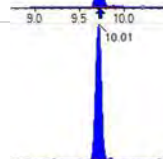
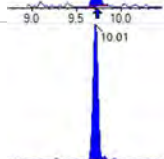

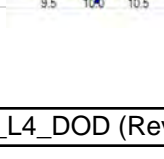
Analyte	(Q1 / Q3) Area Counts*min	R.T. (R.T [min], R.R.T.) (ΔRT-I[min], ΔRT- CV[min], ΔRT ion[s])	S / N	Ion Ratio IR Vs MP% IR Vs CV%	Concentration [ True ] ng/mL	Q.C. Rec. {Area%CV}	Primary Transition	Confirmation Transition	Flag
D3_MeFOSAA_EIS	( 573.0 / 419.0 ) 245924	( 9.63 , N/A ) ( N/A , 0.00 , N/A )	801.2	N/A	4.4397 [ 4.0000 ]	111.0% { 90.1% }			
D5_EtFOSAA_EIS	( 589.0 / 419.0 ) 186585	( 9.77 , N/A ) ( N/A , 0.00 , N/A )	385.7	N/A	3.9191 [ 4.0000 ]	98.0% { 80.9% }			
D7_NMeFOSE_EIS	( 623.2 / 58.9 ) 378840	( 10.60 , N/A ) ( N/A , 0.00 , N/A )	1731.4	N/A	19.7200 [ 20.0000 ]	98.6% { 83.2% }			
D9_NEtFOSE_EIS	( 639.2 / 58.9 ) 192116	( 10.69 , N/A ) ( N/A , -0.01 , N/A )	2300.8	N/A	19.6267 [ 20.0000 ]	98.1% { 80.9% }			
13C3_HFPODA_EIS	( 287.0 / 169.0 ) 618048	( 6.69 , N/A ) ( N/A , -0.02 , N/A )	1281.5	N/A	8.0679 [ 8.0000 ]	100.8% { 92.0% }			

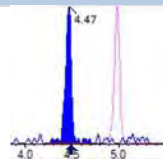
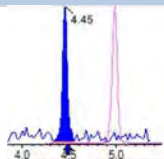
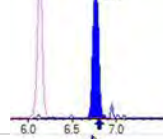
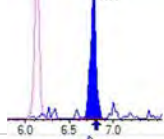
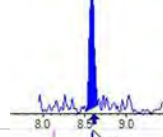
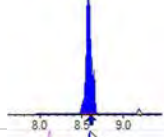
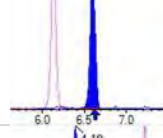
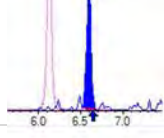
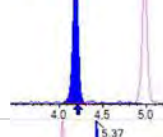
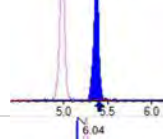
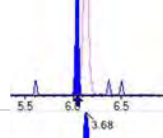
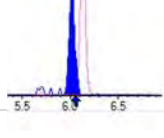
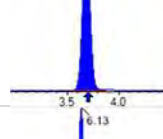
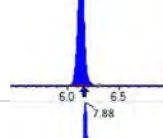
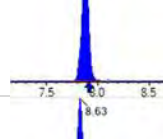
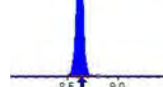
# Table B-15b

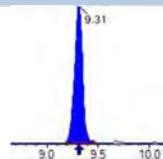
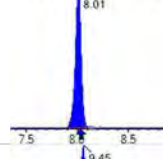
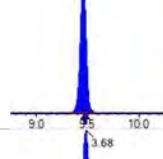
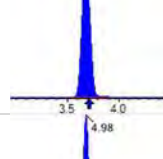
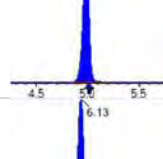
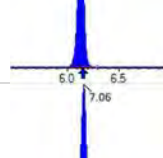
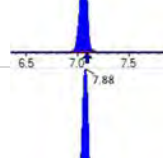
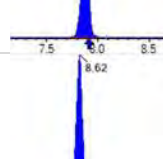
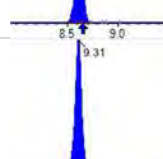
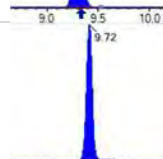

Initial Calibration: SB03856 i

Analyte	(Q1 / Q3) Area Counts*min	R.T. (R.T [min], R.R.T.) ( $\Delta$ RT-Imin, $\Delta$ RT-CVmin, $\Delta$ RT ion[s])	S / N	Ion Ratio IR Vs MP% IR Vs CV%	Concentration True ng/mL	Q.C. Rec. {Area%CV}	Primary Transition	Confirmation Transition	Flag
PFBA	(212.9 / 169.0) 26202	(3.68, 1.00) (0.00, N/A, 0.0)	38.8	N/A 0.0 0.0	0.3877 [0.4000]	96.9%			
PFPeA	(262.9 / 219.0) 20216 (262.9 / 69.0) 118	(4.98, 1.00) (0.00, N/A, 0.9)	161.3 63.2	0.0059 6864.0 57.3	0.2206 [0.2000]	110.3%			
PFHxA	(313.0 / 269.0) 15940 (313.0 / 119.0) 1043	(6.12, 1.00) (0.00, N/A, -1.0)	92.3 71.7	0.0654 66.7 66.7	0.1041 [0.1000]	104.1%			
PFHpA	(363.0 / 319.0) 12365 (363.0 / 169.0) 2999	(7.07, 1.00) (0.01, N/A, -0.5)	96.0 43.8	0.2425 77.6 77.6	0.0983 [0.1000]	98.3%			
PFOA	(413.0 / 369.0) 13915 (413.0 / 169.0) 5087	(7.88, 1.00) (0.00, N/A, -0.1)	60.0 190.1	0.3656 108.6 108.6	0.0952 [0.1000]	95.2%			
PFNA	(463.0 / 419.0) 8342 (463.0 / 169.0) 1696	(8.61, 1.00) (-0.01, N/A, -1.2)	31.7 21.9	0.2033 101.3 101.3	0.0886 [0.1000]	88.6%			
PFDA	(513.0 / 469.0) 12858 (513.0 / 169.0) 1054	(9.30, 1.00) (-0.01, N/A, -0.7)	34.4 147.7	0.0820 103.0 103.0	0.0850 [0.1000]	85.0%			
PFUnA	(563.0 / 519.0) 19074 (563.0 / 169.0) 1321	(9.71, 1.00) (0.00, N/A, 0.3)	65.3 137.0	0.0692 61.8 61.8	0.1157 [0.1000]	115.7%			
PFDoA	(613.0 / 569.0) 18508 (613.0 / 169.0) 2538	(9.89, 1.00) (0.00, N/A, -0.9)	76.7 30.9	0.1371 109.2 109.2	0.1139 [0.1000]	113.9%			
PFTrDA	(663.0 / 619.0) 16689 (663.0 / 169.0) 1589	(10.01, 1.01) (N/A, -0.02, -0.1)	81.3 32.2	0.0952 45.6 45.6	0.1245 [0.1000]	124.5%			IR1,
PFTeDA	(713.0 / 669.0) 15807 (713.0 / 169.0) 2743	(10.12, 1.00) (-0.01, N/A, -0.3)	76.1 24.1	0.1735 76.4 76.4	0.1168 [0.1000]	116.8%			

Analyte	(Q1 / Q3) Area Counts*min	R.T. (R.T [min], R.R.T.) ( $\Delta$ RT-Imin, $\Delta$ RT-CVmin, $\Delta$ RT ion[s])	S / N	Ion Ratio IR Vs MP% IR Vs CV%	Concentration True ng/mL	Q.C. Rec. {Area%CV}	Primary Transition	Confirmation Transition	Flag
PFBS	(298.9 / 80.0) 19696 (298.9 / 99.0) 15679	(6.09, 1.00) (0.00, N/A, 0.4)	346.5 135.1	0.7961 117.1 117.1	0.0863 [0.0885]	97.6%			
PFPeS	(349.0 / 80.0) 38421 (349.0 / 99.0) 10824	(7.14, 0.89) (N/A, -0.02, 0.1)	287.9 110.0	0.2817 75.5 75.5	0.0955 [0.0938]	101.7%			
PFHxS	(399.0 / 80.0) 32405 (399.0 / 99.0) 12360	(8.01, 1.00) (0.00, N/A, 0.2)	192.6 958681.3	0.3814 111.3 111.3	0.0950 [0.0911]	104.3%			
PFHpS	(449.0 / 80.0) 30903 (449.0 / 99.0) 8109	(8.78, 0.93) (N/A, -0.03, 0.9)	217.4 94.8	0.2624 89.4 89.4	0.0936 [0.0951]	98.4%			
PFOS	(499.0 / 80.0) 41034 (499.0 / 99.0) 11653	(9.45, 1.00) (-0.01, N/A, 0.3)	127.5 60.7	0.2840 124.2 124.2	0.1003 [0.0927]	108.1%			
PFNS	(549.0 / 80.0) 42870 (549.0 / 99.0) 12433	(9.77, 1.03) (N/A, 0.00, 0.3)	192.6 63.8	0.2900 116.2 116.2	0.0911 [0.0960]	94.9%			
PFDS	(599.0 / 80.0) 56078 (599.0 / 99.0) 11971	(9.91, 1.05) (N/A, 0.00, 0.0)	254.4 94.1	0.2135 83.7 83.7	0.0966 [0.0963]	100.3%			
PFDoS	(698.9 / 80.0) 22048 (698.9 / 99.0) 9161	(10.12, 1.07) (N/A, 0.01, -0.4)	324.3 359.2	0.4155 202.2 202.2	0.0728 [0.0970]	75.0%			IR2,
4:2FTS	(327.0 / 307.0) 28317 (327.0 / 81.0) 18233	(5.79, 1.00) (0.00, N/A, -0.4)	356.8 138.5	0.6439 128.8 128.8	0.3965 [0.3738]	106.1%			
6:2FTS	(427.0 / 407.0) 20428 (427.0 / 81.0) 12748	(7.53, 1.00) (0.00, N/A, -0.3)	125.3 118.8	0.6240 87.1 87.1	0.3912 [0.3796]	103.1%			
8:2FTS	(527.0 / 507.0) 14799 (527.0 / 81.0) 12046	(8.95, 1.00) (-0.01, N/A, -0.4)	578549.0 72.9	0.8140 115.7 115.7	0.4163 [0.3833]	108.6%			

Analyte	(Q1 / Q3) Area Counts*min	R.T. (R.T [min], R.R.T.) ( $\Delta$ RT-Imin, $\Delta$ RT-CVmin, $\Delta$ RT ion[s])	S / N	Ion Ratio IR Vs MP% IR Vs CV%	Concentration True ng/mL	Q.C. Rec. {Area%CV}	Primary Transition	Confirmation Transition	Flag
PFOSA	(498.0 / 78.0) 49903 (498.0 / 478.0) 619	(10.17, 1.00) (0.00, N/A, 0.9)	308.0 55462.2	0.0124 52.5 52.5	0.1011 [0.1000]	101.1%			
NMeFOSA	(511.9 / 219.0) 36977 (511.9 / 169.0) 25518	(10.61, 1.00) (0.00, N/A, 0.2)	276.3 319.1	0.6901 99.0 99.0	0.4203 [0.4000]	105.1%			
NEIFOSA	(526.0 / 219.0) 41770 (526.0 / 169.0) 41732	(10.70, 1.00) (0.00, N/A, 0.0)	528.0 379.3	0.9991 88.7 88.7	0.4502 [0.4000]	112.6%			
NMeFOSAA	(570.0 / 419.0) 5967 (570.0 / 483.0) 2187	(9.50, 1.00) (0.00, N/A, 0.4)	237539.6 67.4	0.3665 78.0 78.0	0.0904 [0.1000]	90.4%			
NEIFOSAA	(584.0 / 419.0) 8488 (584.0 / 526.0) 4249	(9.69, 1.00) (0.01, N/A, 0.6)	434.2 8600.2	0.5006 65.0 65.0	0.1133 [0.1000]	113.3%			
NMeFOSE	(616.1 / 59.0) 10652	(10.58, 1.00) (0.01, N/A, 0.0)	177.5	N/A 0.0 0.0	0.3682 [0.4000]	92.0%			
NEIFOSE	(630.0 / 59.0) 3054	(10.67, 1.00) (0.01, N/A, 0.0)	99.4	N/A 0.0 0.0	0.4362 [0.4000]	109.0%			
HFPO-DA	(285.0 / 169.0) 11751 (285.0 / 185.0) 34089	(6.49, 1.00) (0.00, N/A, 0.2)	193.0 305.0	2.9009 113.7 113.7	0.2048 [0.2000]	102.4%			
ADONA	(377.0 / 85.0) 47431 (377.0 / 251.0) 6004	(7.38, 1.14) (N/A, -0.03, 0.4)	368.7 23.4	0.1266 100.9 100.9	0.1994 [0.1885]	105.8%			
9CI-PI3ONS	(531.0 / 351.0) 145371 (533.0 / 353.0) 49653	(9.72, 1.50) (N/A, 0.00, 0.1)	394.3 126.1	0.3416 107.8 107.8	0.2155 [0.1867]	115.5%			
11CI-PF3OUDS	(631.0 / 451.0) 83924 (633.0 / 453.0) 28869	(10.01, 1.54) (N/A, 0.00, 0.0)	397.1 340.6	0.3440 117.6 117.6	0.1888 [0.1886]	100.1%			

Analyte	(Q1 / Q3) Area Counts*min	R.T. (R.T [min], R.R.T.) ( $\Delta$ RT-Imin, $\Delta$ RT-CVmin, $\Delta$ RT ion[s])	S / N	Ion Ratio IR Vs MP% IR Vs CV%	Concentration True ng/mL	Q.C. Rec. {Area%CV}	Primary Transition	Confirmation Transition	Flag
3:3FTCA	(241.0 / 177.0) 1207 (241.0 / 117.0) 3221	(4.47, 0.90) (N/A, -0.02, 0.8)	576.8 51.4	2.6679 0.2 161.2	0.3072 [0.4000]	76.8%			IR1,IR2,
5:3FTCA	(341.0 / 236.7) 11316 (341.0 / 217.0) 17605	(6.76, 1.10) (N/A, -0.03, -0.5)	127.0 69.0	1.5557 98.5 98.5	0.3628 [0.4000]	90.7%			
7:3FTCA	(441.0 / 317.0) 13582 (441.0 / 337.0) 10341	(8.58, 1.40) (N/A, -0.03, 0.3)	40.4 1069.8	0.7614 93.6 93.6	0.3859 [0.4000]	96.5%			
PFEESA	(315.0 / 135.0) 26919 (315.0 / 83.0) 8686	(6.60, 1.08) (N/A, -0.03, -0.2)	273.9 76.5	0.3227 114.2 114.2	0.1711 [0.1785]	95.9%			
PFMPA	(229.0 / 85.0) 4993	(4.19, 0.84) (N/A, -0.03, 0.0)	281.2	N/A 0.0 0.0	0.2019 [0.2000]	100.9%			
PFMBA	(279.0 / 85.0) 16059	(5.37, 1.08) (N/A, -0.03, 0.0)	473.8	N/A 0.0 0.0	0.1989 [0.2000]	99.4%			
NFDHA	(201.0 / 85.0) 904 (295.0 / 201.0) 3250	(6.04, 0.99) (N/A, 0.00, 1.4)	473.6 86.3	3.5968 0.5 43.7	0.1832 [0.2000]	91.6%			IR1,
13C3_PFBa_IIS	(216.0 / 172.0) 95921	(3.68, N/A) (N/A, -0.03, N/A)	683.2	N/A	1.0971 [1.0000]	109.7% {103.9%}			
13C2_PFHxA_IIS	(315.1 / 270.0) 115566	(6.13, N/A) (N/A, -0.03, N/A)	682.1	N/A	0.8783 [1.0000]	87.8% {91.8%}			
13C4_PFOA_IIS	(417.0 / 372.0) 122944	(7.88, N/A) (N/A, -0.03, N/A)	810.6	N/A	0.9822 [1.0000]	98.2% {96.6%}			
13C5_PFNAl_IIS	(468.0 / 423.0) 100316	(8.63, N/A) (N/A, -0.02, N/A)	308.2	N/A	1.0050 [1.0000]	100.5% {91.3%}			

Analyte	(Q1 / Q3) Area Counts*min	R.T. (R.T [min], R.R.T.) ( $\Delta$ RT-Imin, $\Delta$ RT-CVmin, $\Delta$ RT ion[s])	S / N	Ion Ratio IR Vs MP% IR Vs CV%	Concentration True ng/mL	Q.C. Rec. {Area%CV}	Primary Transition	Confirmation Transition	Flag
13C2_PFDA_IIS	(515.1 / 470.1) 92290	(9.31, N/A) (N/A, -0.01, N/A)	224.1	N/A	0.8899 [ 1.0000 ]	89.0% { 93.9% }			
18O2_PFHxS_IIS	(403.0 / 83.9) 246307	(8.01, N/A) (N/A, -0.03, N/A)	713.6	N/A	1.0411 [ 1.0000 ]	104.1% { 97.4% }			
13C4_PFOS_IIS	(502.8 / 79.9) 213167	(9.45, N/A) (N/A, -0.02, N/A)	516.3	N/A	1.0625 [ 1.0000 ]	106.3% { 96.5% }			
13C4_PFBA_EIS	(217.0 / 172.0) 814007	(3.68, N/A) (N/A, -0.03, N/A)	900.6	N/A	8.1967 [ 8.0000 ]	102.5% { 112.3% }			
13C5_PFPeA_EIS	(267.9 / 223.0) 404862	(4.98, N/A) (N/A, -0.03, N/A)	945.0	N/A	4.7585 [ 4.0000 ]	119.0% { 107.3% }			
13C5_PFHxA_EIS	(318.0 / 273.0) 337635	(6.13, N/A) (N/A, -0.03, N/A)	683.6	N/A	2.4818 [ 2.0000 ]	124.1% { 111.4% }			
13C4_PFHpA_EIS	(367.0 / 322.0) 278644	(7.06, N/A) (N/A, -0.04, N/A)	609.2	N/A	2.3183 [ 2.0000 ]	115.9% { 101.7% }			
13C8_PFOA_EIS	(421.0 / 376.0) 308557	(7.88, N/A) (N/A, -0.03, N/A)	683.9	N/A	2.2713 [ 2.0000 ]	113.6% { 121.8% }			
13C9_PFNA_EIS	(472.0 / 427.0) 111370	(8.62, N/A) (N/A, -0.03, N/A)	437.3	N/A	1.0164 [ 1.0000 ]	101.6% { 106.5% }			
13C6_PFDA_EIS	(519.0 / 474.0) 164122	(9.31, N/A) (N/A, -0.02, N/A)	310.9	N/A	1.3124 [ 1.0000 ]	131.2% { 115.1% }			
13C7_PFUnA_EIS	(570.0 / 525.0) 221111	(9.72, N/A) (N/A, 0.00, N/A)	288.8	N/A	1.2280 [ 1.0000 ]	122.8% { 118.2% }			

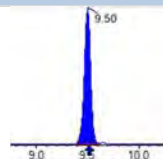
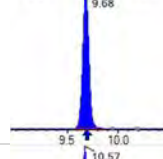
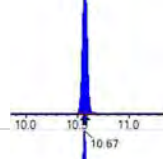
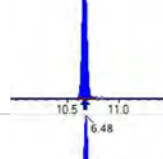
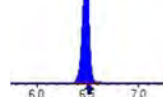


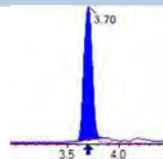
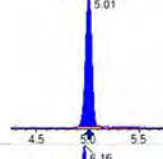
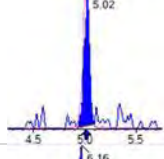
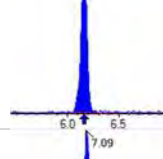
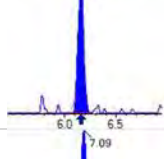
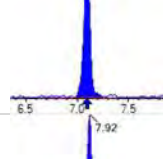
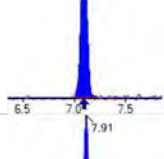
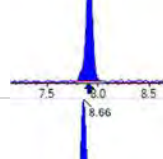
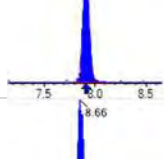
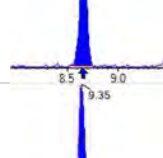
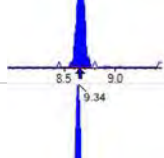
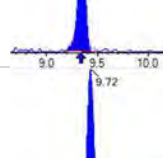
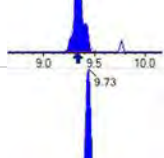
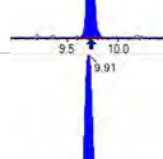
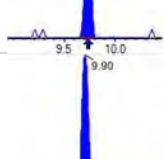
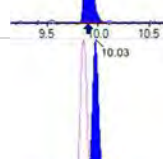
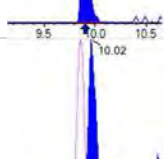
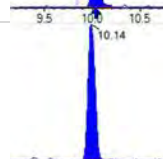
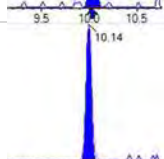

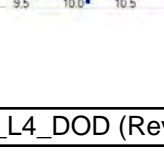
Chemist: DAG  
 Instrument: Saphira  
 Type: Sciex Q3 5500

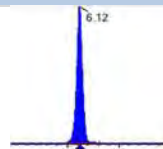
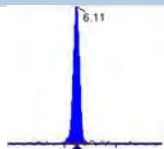
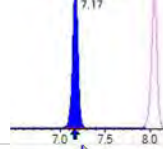
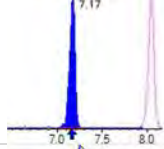
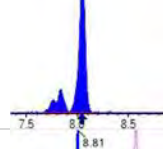
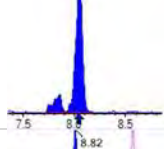
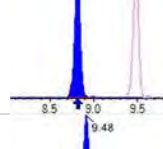
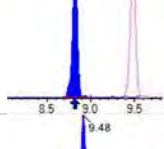
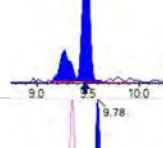
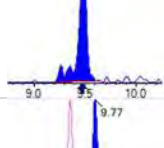
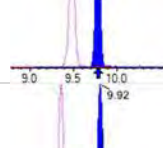
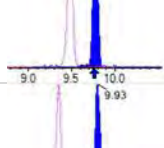
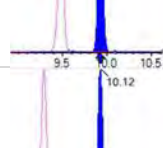
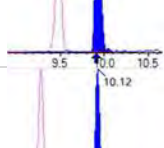
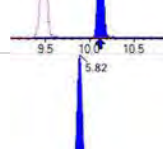
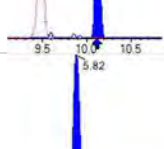
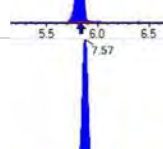
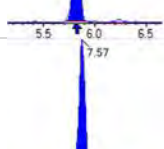
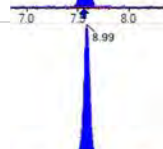
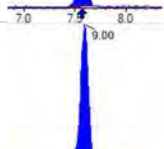

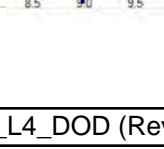
Sample I.D.: SB03856-CAL1  
 DF, IV: 1, 10.0µL  
 Acquisition Method: 1633 2022-12-13.dam

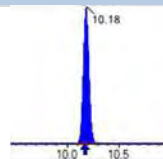
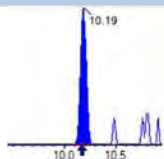
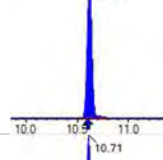
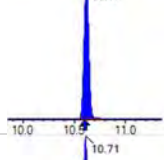
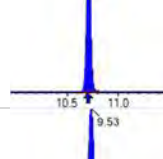
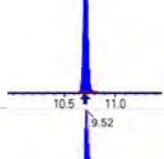
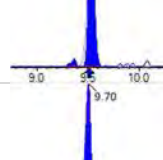
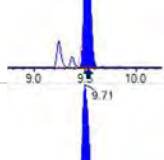
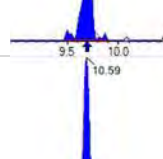
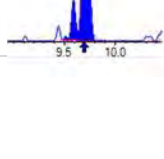
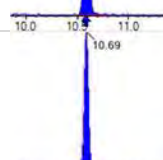
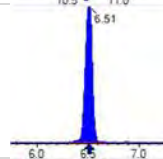
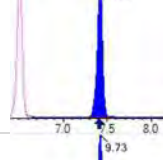
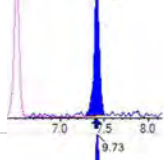
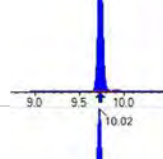
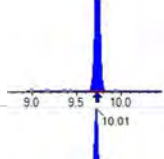

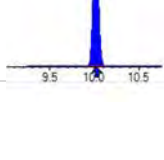
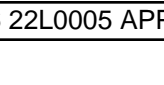
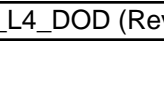
Quant Method: 1633 - 2022-12-15A  
 Path: S2022-12-15A (1)  
 Acquired: 2022/12/15 - 12:33

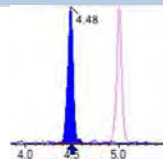
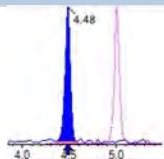
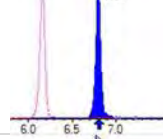
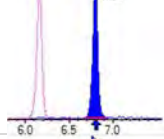
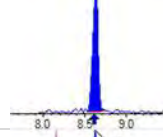
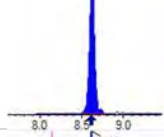
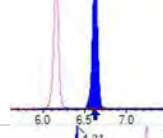
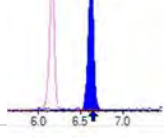
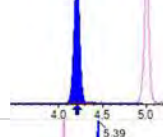
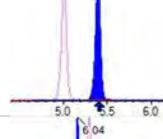
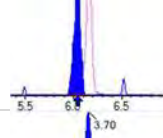
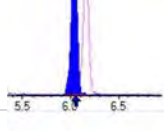
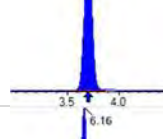
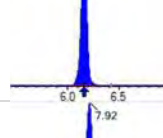
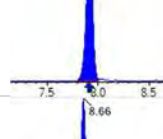
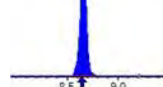
Analyte	(Q1 / Q3) Area Counts*min	R.T. (R.T [min], R.R.T.) (ΔRT-Imin, ΔRT-CVmin, ΔRT ion[s])	S / N	Ion Ratio IR Vs MP% IR Vs CV%	Concentration True ng/mL	Q.C. Rec. {Area%CV}	Primary Transition	Confirmation Transition	Flag
13C2_PFDa_EIS	(615.0 / 570.0) 202842	(9.89, N/A) (N/A, 0.00, N/A)	463.1	N/A	0.9989 [1.0000]	99.9% {94.0%}			
13C2_PFTeDA_EIS	(715.0 / 670.0) 141467	(10.13, N/A) (N/A, 0.00, N/A)	332.4	N/A	1.1462 [1.0000]	114.6% {117.0%}			
13C3_PFBs_EIS	(302.0 / 80.0) 835308	(6.09, N/A) (N/A, -0.03, N/A)	911.2	N/A	2.0765 [2.0000]	103.8% {110.0%}			
13C3_PFHxS_EIS	(402.0 / 80.0) 429028	(8.01, N/A) (N/A, -0.03, N/A)	1084.1	N/A	2.0565 [2.0000]	102.8% {111.3%}			
13C8_PFOS_EIS	(507.0 / 80.0) 744475	(9.46, N/A) (N/A, -0.02, N/A)	460.3	N/A	2.1261 [2.0000]	106.3% {111.4%}			
13C2_4:2FTS_EIS	(329.0 / 81.0) 89571	(5.80, N/A) (N/A, -0.03, N/A)	542.9	N/A	3.9488 [4.0000]	98.7% {101.6%}			
13C2_6:2FTS_EIS	(429.0 / 81.0) 135267	(7.53, N/A) (N/A, -0.04, N/A)	685.8	N/A	4.6533 [4.0000]	116.3% {126.6%}			
13C2_8:2FTS_EIS	(529.0 / 81.0) 97003	(8.96, N/A) (N/A, -0.03, N/A)	396.1	N/A	3.7222 [4.0000]	93.1% {102.7%}			
13C8_PFOsa_EIS	(506.0 / 78.0) 991681	(10.17, N/A) (N/A, -0.01, N/A)	1139.4	N/A	1.9460 [2.0000]	97.3% {101.9%}			
D3_NMeFOSA_EIS	(515.0 / 169.0) 220542	(10.61, N/A) (N/A, 0.00, N/A)	881.0	N/A	1.7371 [2.0000]	86.9% {91.9%}			
D5_NEiFOSA_EIS	(531.1 / 169.0) 203470	(10.70, N/A) (N/A, 0.00, N/A)	1035.3	N/A	1.7163 [2.0000]	85.8% {88.5%}			

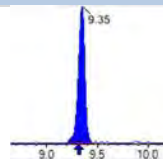
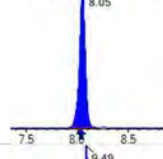
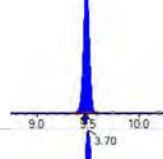
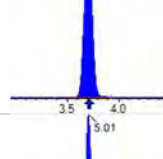
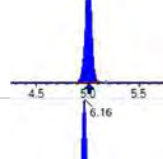
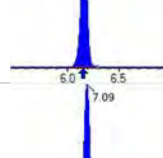
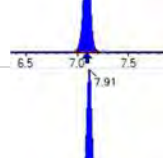
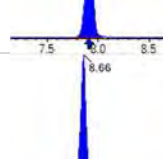
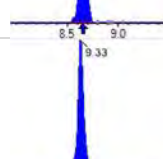
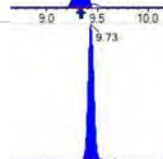

Analyte	(Q1 / Q3) Area Counts*min	R.T. (R.T [min], R.R.T.) ( $\Delta$ RT-Imin, $\Delta$ RT-CVmin, $\Delta$ RT ion[s])	S / N	Ion Ratio IR Vs MP% IR Vs CV%	Concentration True ng/mL	Q.C. Rec. {Area%CV}	Primary Transition	Confirmation Transition	Flag
D3_MeFOSAA_EIS	(573.0 / 419.0) 364127	(9.50, N/A) (N/A, -0.02, N/A)	305.6	N/A	4.4330 [4.0000]	110.8% {127.8%}			
D5_EtFOSAA_EIS	(589.0 / 419.0) 332493	(9.68, N/A) (N/A, -0.01, N/A)	393.7	N/A	4.8706 [4.0000]	121.8% {129.8%}			
D7_NMeFOSE_EIS	(623.2 / 58.9) 454423	(10.57, N/A) (N/A, 0.00, N/A)	991.8	N/A	18.6078 [20.0000]	93.0% {90.7%}			
D9_NEtFOSE_EIS	(639.2 / 58.9) 219374	(10.67, N/A) (N/A, 0.00, N/A)	808.9	N/A	16.6816 [20.0000]	83.4% {82.8%}			
13C3_HFPODA_EIS	(287.0 / 169.0) 751271	(6.48, N/A) (N/A, -0.03, N/A)	846.5	N/A	9.0699 [8.0000]	113.4% {101.0%}			

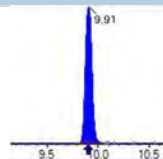
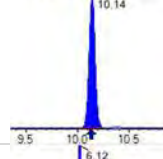
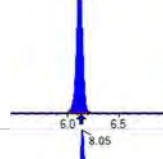
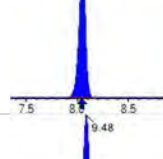
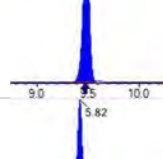
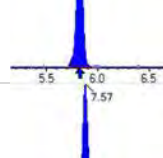
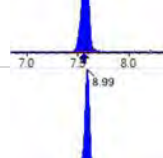
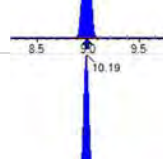
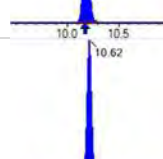
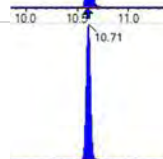

Analyte	(Q1 / Q3) Area Counts*min	R.T. (R.T [min], R.R.T.) ( $\Delta$ RT-[min], $\Delta$ RT- CV[min], $\Delta$ RT ion[s])	S / N	Ion Ratio IR Vs MP% IR Vs CV%	Concentration [ True ] ng/mL	Q.C. Rec. {Area%CV}	Primary Transition	Confirmation Transition	Flag
PFBA	(212.9 / 169.0) 125935	(3.70, 1.00) (0.00, N/A, 0.0)	60.6	N/A 0.0 0.0	2.0060 [2.0000]	100.3%			
PFPeA	(262.9 / 219.0) 83381 (262.9 / 69.0) 860	(5.01, 1.00) (0.00, N/A, -0.8)	466.4 41.6	0.0103 12088.7 101.0	0.8863 [1.0000]	88.6%			
PFHxA	(313.0 / 269.0) 67856 (313.0 / 119.0) 6616	(6.16, 1.00) (0.00, N/A, 0.2)	237.0 85.6	0.0975 99.4 99.4	0.5098 [0.5000]	102.0%			
PFHpA	(363.0 / 319.0) 59295 (363.0 / 169.0) 21534	(7.09, 1.00) (0.00, N/A, 0.1)	173.5 225.2	0.3632 116.2 116.2	0.4596 [0.5000]	91.9%			
PFOA	(413.0 / 369.0) 69518 (413.0 / 169.0) 24309	(7.92, 1.00) (0.00, N/A, 0.3)	218.4 295.0	0.3497 103.8 103.8	0.5224 [0.5000]	104.5%			
PFNA	(463.0 / 419.0) 49099 (463.0 / 169.0) 10673	(8.66, 1.00) (0.00, N/A, -0.1)	191.2 71.3	0.2174 108.3 108.3	0.5370 [0.5000]	107.4%			
PFDA	(513.0 / 469.0) 68516 (513.0 / 169.0) 6591	(9.35, 1.00) (0.01, N/A, 0.4)	136.0 554.4	0.0962 120.9 120.9	0.5079 [0.5000]	101.6%			
PFUnA	(563.0 / 519.0) 70748 (563.0 / 169.0) 8146	(9.72, 1.00) (-0.01, N/A, -0.5)	232.7 195.0	0.1151 102.8 102.8	0.4345 [0.5000]	86.9%			
PFDoA	(613.0 / 569.0) 80069 (613.0 / 169.0) 13933	(9.91, 1.00) (0.00, N/A, 0.3)	344.0 84.0	0.1740 138.5 138.5	0.4488 [0.5000]	89.8%			
PFTrDA	(663.0 / 619.0) 63205 (663.0 / 169.0) 14290	(10.03, 1.01) (N/A, 0.01, 0.4)	385.0 80.7	0.2261 108.2 108.2	0.4293 [0.5000]	85.9%			
PFTeDA	(713.0 / 669.0) 64304 (713.0 / 169.0) 10370	(10.14, 1.00) (-0.01, N/A, -0.2)	237.2 180.0	0.1613 71.0 71.0	0.4563 [0.5000]	91.3%			

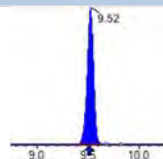
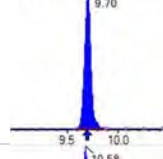
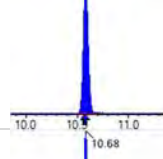
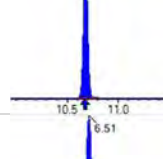
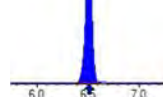
Analyte	(Q1 / Q3) Area Counts*min	R.T. (R.T [min], R.R.T.) ( $\Delta$ RT-[min], $\Delta$ RT- CV[min], $\Delta$ RT ion[s])	S / N	Ion Ratio IR Vs MP% IR Vs CV%	Concentration [ True ] ng/mL	Q.C. Rec. {Area%CV}	Primary Transition	Confirmation Transition	Flag
PFBS	(298.9 / 80.0) 94901 (298.9 / 99.0) 64012	(6.12, 1.00) (0.00, N/A, 0.0)	449.9 323.0	0.6745 99.2 99.2	0.4106 [0.4424]	92.8%			
PFPeS	(349.0 / 80.0) 163811 (349.0 / 99.0) 65481	(7.17, 0.89) (N/A, 0.00, -0.3)	655.4 520.9	0.3997 107.1 107.1	0.4312 [0.4692]	91.9%			
PFHxS	(399.0 / 80.0) 146986 (399.0 / 99.0) 49536	(8.05, 1.00) (0.00, N/A, 0.0)	4139.7 177794.8	0.3370 98.3 98.3	0.4564 [0.4555]	100.2%			
PFHpS	(449.0 / 80.0) 141968 (449.0 / 99.0) 41741	(8.81, 0.93) (N/A, 0.01, -0.4)	579.2 247.2	0.2940 100.2 100.2	0.5119 [0.4757]	107.6%			
PFOS	(499.0 / 80.0) 152442 (499.0 / 99.0) 33844	(9.48, 1.00) (0.00, N/A, 0.0)	196.3 67.2	0.2220 97.1 97.1	0.4434 [0.4637]	95.6%			
PFNS	(549.0 / 80.0) 195844 (549.0 / 99.0) 42470	(9.78, 1.03) (N/A, 0.01, 0.2)	406.9 204.6	0.2169 86.9 86.9	0.4954 [0.4799]	103.2%			
PFDS	(599.0 / 80.0) 249653 (599.0 / 99.0) 56760	(9.92, 1.05) (N/A, 0.01, 0.0)	552.8 198.1	0.2274 89.2 89.2	0.5117 [0.4816]	106.3%			
PFDoS	(698.9 / 80.0) 133694 (698.9 / 99.0) 30985	(10.12, 1.07) (N/A, 0.01, -0.2)	473.6 304.5	0.2318 112.8 112.8	0.5250 [0.4848]	108.3%			
4:2FTS	(327.0 / 307.0) 142430 (327.0 / 81.0) 79086	(5.82, 1.00) (0.00, N/A, 0.1)	754.8 419.1	0.5553 111.1 111.1	1.9023 [1.8691]	101.8%			
6:2FTS	(427.0 / 407.0) 85076 (427.0 / 81.0) 61118	(7.57, 1.00) (0.00, N/A, 0.0)	336.6 342.7	0.7184 100.3 100.3	2.0699 [1.8981]	109.1%			
8:2FTS	(527.0 / 507.0) 70392 (527.0 / 81.0) 47293	(8.99, 1.00) (0.00, N/A, -0.4)	276.5 188.8	0.6719 95.5 95.5	1.8760 [1.9166]	97.9%			

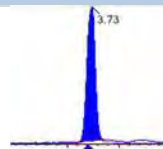
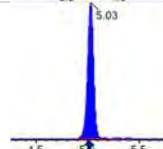
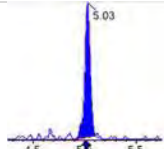
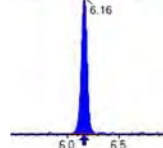
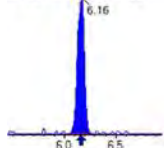
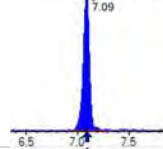
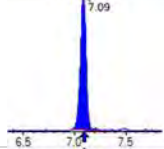
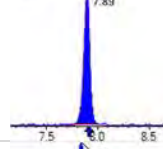
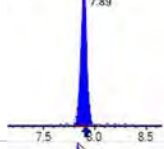
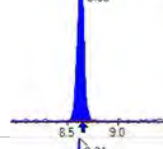
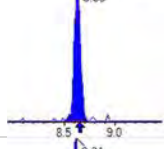
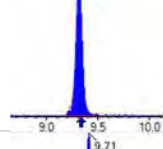
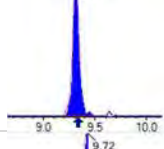
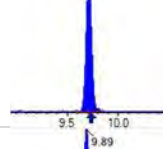
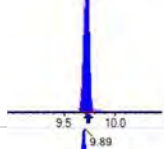
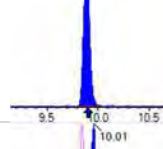
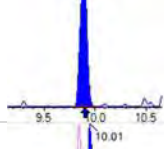
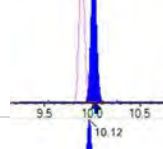
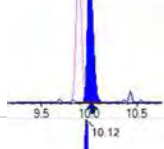
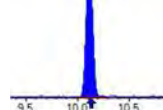
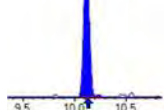
Analyte	(Q1 / Q3) Area Counts*min	R.T. (R.T [min], R.R.T.) ( $\Delta$ RT-[min], $\Delta$ RT- CV[min], $\Delta$ RT ion[s])	S / N	Ion Ratio IR Vs MP% IR Vs CV%	Concentration [ True ] ng/mL	Q.C. Rec. {Area%CV}	Primary Transition	Confirmation Transition	Flag
PFOSA	( 498.0 / 78.0 ) 246376 ( 498.0 / 478.0 ) 2721	( 10.18 , 1.00 ) ( 0.00 , N/A , -0.2)	684.3 57.0	0.0110 46.7 46.7	0.4560 [ 0.5000 ]	91.2%			
NMeFOSA	( 511.9 / 219.0 ) 195687 ( 511.9 / 169.0 ) 125345	( 10.62 , 1.00 ) ( 0.00 , N/A , 0.1)	1138.4 1092.6	0.6405 91.9 91.9	2.2683 [ 2.0000 ]	113.4%			
NEIFOSA	( 526.0 / 219.0 ) 195155 ( 526.0 / 169.0 ) 212089	( 10.71 , 1.00 ) ( 0.00 , N/A , 0.1)	1386.3 975.7	1.0868 96.5 96.5	1.8947 [ 2.0000 ]	94.7%			
NMeFOSAA	( 570.0 / 419.0 ) 23920 ( 570.0 / 483.0 ) 11463	( 9.53 , 1.00 ) ( 0.01 , N/A , 0.9)	215.1 125.1	0.4792 102.0 102.0	0.4311 [ 0.5000 ]	86.2%			MI5 DG 2022-12-15
NEIFOSAA	( 584.0 / 419.0 ) 26579 ( 584.0 / 526.0 ) 19365	( 9.70 , 1.00 ) ( 0.00 , N/A , -0.2)	946.9 621744.1	0.7286 94.6 94.6	0.4487 [ 0.5000 ]	89.7%			
NMeFOSE	( 616.1 / 59.0 ) 55696	( 10.59 , 1.00 ) ( 0.01 , N/A , 0.0)	345.7	N/A 0.0 0.0	1.9707 [ 2.0000 ]	98.5%			
NEIFOSE	( 630.0 / 59.0 ) 15539	( 10.69 , 1.00 ) ( 0.01 , N/A , 0.0)	550.5	N/A 0.0 0.0	1.9603 [ 2.0000 ]	98.0%			
HFPO-DA	( 285.0 / 169.0 ) 55056 ( 285.0 / 185.0 ) 186281	( 6.51 , 1.00 ) ( 0.00 , N/A , -0.1)	404.6 872.5	3.3835 132.6 132.6	0.9060 [ 1.0000 ]	90.6%			
ADONA	( 377.0 / 85.0 ) 219376 ( 377.0 / 251.0 ) 26210	( 7.42 , 1.14 ) ( N/A , 0.01 , 0.2)	719.5 105.0	0.1195 95.3 95.3	0.8708 [ 0.9427 ]	92.4%			
9CI-Pf3ONS	( 531.0 / 351.0 ) 677282 ( 533.0 / 353.0 ) 221740	( 9.73 , 1.49 ) ( N/A , 0.01 , 0.0)	505.8 340.2	0.3274 103.4 103.4	0.9480 [ 0.9333 ]	101.6%			
11CI-PF3OUDS	( 631.0 / 451.0 ) 420764 ( 633.0 / 453.0 ) 137837	( 10.02 , 1.54 ) ( N/A , 0.01 , 0.1)	711.1 793.4	0.3276 112.0 112.0	0.8938 [ 0.9432 ]	94.8%			

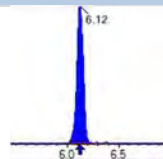
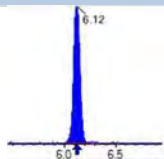
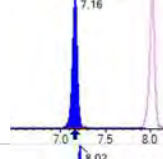
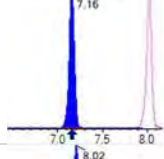
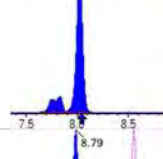
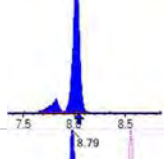
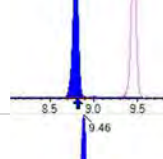
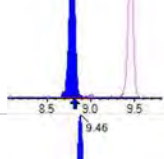
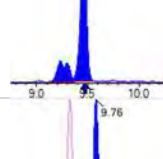
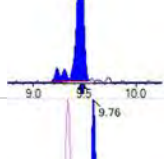
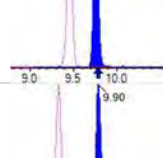
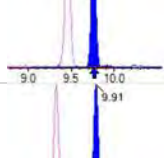
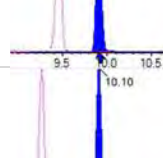
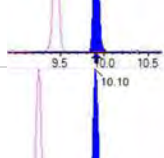
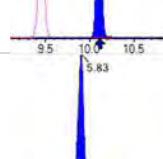
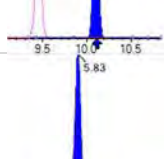
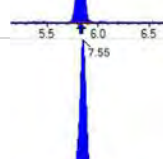
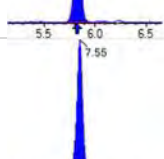
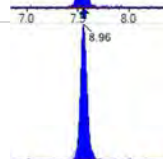
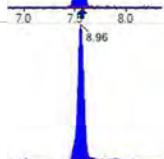

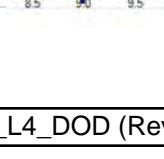
Analyte	(Q1 / Q3) Area Counts*min	R.T. (R.T [min], R.R.T.) ( $\Delta$ RT-I[ $\mu$ min], $\Delta$ RT-CV[ $\mu$ min], $\Delta$ RT ion[s])	S / N	Ion Ratio IR Vs MP% IR Vs CV%	Concentration [ True ] ng/mL	Q.C. Rec. {Area%CV}	Primary Transition	Confirmation Transition	Flag
3:3FTCA	(241.0 / 177.0) 8063 (241.0 / 117.0) 11957	(4.48, 0.90) (N/A, -0.01, 0.1)	267.6 159.9	1.4830 0.1 89.6	1.9982 [2.0000]	99.9%			IR1,
5:3FTCA	(341.0 / 236.7) 58587 (341.0 / 217.0) 98879	(6.80, 1.10) (N/A, 0.00, -0.1)	344.3 260.9	1.6877 106.8 106.8	2.1615 [2.0000]	108.1%			
7:3FTCA	(441.0 / 317.0) 62197 (441.0 / 337.0) 56220	(8.63, 1.40) (N/A, 0.01, 0.5)	146.7 253.8	0.9039 111.1 111.1	2.0333 [2.0000]	101.7%			
PFEESA	(315.0 / 135.0) 134371 (315.0 / 83.0) 38381	(6.62, 1.08) (N/A, 0.00, 0.1)	774.4 241.4	0.2856 101.1 101.1	0.9830 [0.8925]	110.1%			
PFMPA	(229.0 / 85.0) 23201	(4.21, 0.84) (N/A, 0.00, 0.0)	590.9	N/A 0.0 0.0	0.9137 [1.0000]	91.4%			
PFMBA	(279.0 / 85.0) 82301	(5.39, 1.08) (N/A, -0.01, 0.0)	837.9	N/A 0.0 0.0	0.9928 [1.0000]	99.3%			
NFDHA	(201.0 / 85.0) 3080 (295.0 / 201.0) 20638	(6.04, 0.98) (N/A, 0.00, 0.2)	526.3 304.5	6.7007 0.8 81.3	1.0583 [1.0000]	105.8%			IR1,
13C3_PFBa_IIS	(216.0 / 172.0) 92259	(3.70, N/A) (N/A, 0.00, N/A)	849.5	N/A	1.0552 [1.0000]	105.5% {100.0%}			
13C2_PFHxA_IIS	(315.1 / 270.0) 134985	(6.16, N/A) (N/A, 0.00, N/A)	615.4	N/A	1.0259 [1.0000]	102.6% {107.3%}			
13C4_PFOA_IIS	(417.0 / 372.0) 132157	(7.92, N/A) (N/A, 0.01, N/A)	465.6	N/A	1.0558 [1.0000]	105.6% {103.9%}			
13C5_PFNAl_IIS	(468.0 / 423.0) 108681	(8.66, N/A) (N/A, 0.02, N/A)	569.6	N/A	1.0888 [1.0000]	108.9% {98.9%}			

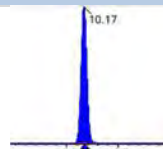
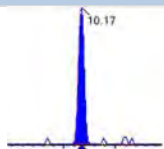
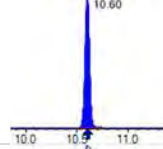
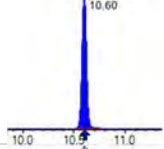
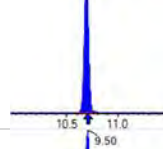
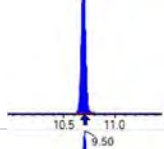
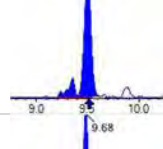
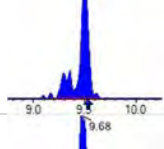
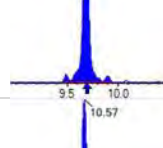
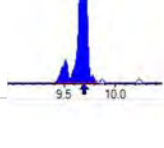
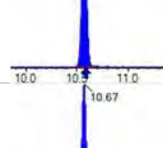
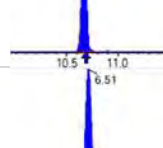
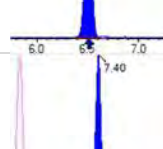
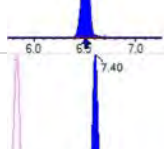
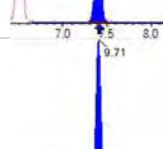
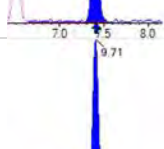
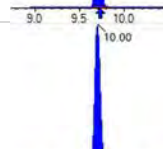
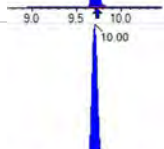

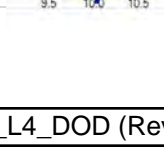
Analyte	(Q1 / Q3) Area Counts*min	R.T. (R.T [min], R.R.T.) ( $\Delta$ RT-[min], $\Delta$ RT- CV[min], $\Delta$ RT ion[s])	S / N	Ion Ratio IR Vs MP% IR Vs CV%	Concentration [ True ] ng/mL	Q.C. Rec. {Area%CV}	Primary Transition	Confirmation Transition	Flag
13C2_PFDA_IIS	(515.1 / 470.1) 95710	(9.35, N/A) (N/A, 0.02, N/A)	351.0	N/A	0.9229 [ 1.0000 ]	92.3% { 97.4% }			
18O2_PFHxS_IIS	(403.0 / 83.9) 236997	(8.05, N/A) (N/A, 0.01, N/A)	617.5	N/A	1.0018 [ 1.0000 ]	100.2% { 93.7% }			
13C4_PFOS_IIS	(502.8 / 79.9) 200395	(9.49, N/A) (N/A, 0.01, N/A)	455.4	N/A	0.9989 [ 1.0000 ]	99.9% { 90.8% }			
13C4_PFBA_EIS	(217.0 / 172.0) 756165	(3.70, N/A) (N/A, -0.01, N/A)	916.8	N/A	7.9165 [ 8.0000 ]	99.0% { 104.3% }			
13C5_PFPeA_EIS	(267.9 / 223.0) 415663	(5.01, N/A) (N/A, -0.01, N/A)	783.6	N/A	4.1826 [ 4.0000 ]	104.6% { 110.1% }			
13C5_PFHxA_EIS	(318.0 / 273.0) 293436	(6.16, N/A) (N/A, 0.00, N/A)	543.5	N/A	1.8466 [ 2.0000 ]	92.3% { 96.8% }			
13C4_PFHpA_EIS	(367.0 / 322.0) 285768	(7.09, N/A) (N/A, 0.00, N/A)	565.8	N/A	2.0355 [ 2.0000 ]	101.8% { 104.3% }			
13C8_PFOA_EIS	(421.0 / 376.0) 280809	(7.91, N/A) (N/A, 0.01, N/A)	622.0	N/A	1.9229 [ 2.0000 ]	96.1% { 110.8% }			
13C9_PFNA_EIS	(472.0 / 427.0) 108207	(8.66, N/A) (N/A, 0.01, N/A)	317.5	N/A	0.9115 [ 1.0000 ]	91.1% { 103.5% }			
13C6_PFDA_EIS	(519.0 / 474.0) 146319	(9.33, N/A) (N/A, 0.00, N/A)	283.1	N/A	1.1282 [ 1.0000 ]	112.8% { 102.6% }			
13C7_PFUnA_EIS	(570.0 / 525.0) 218485	(9.73, N/A) (N/A, 0.01, N/A)	483.0	N/A	1.1700 [ 1.0000 ]	117.0% { 116.8% }			

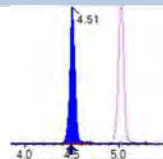
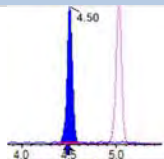
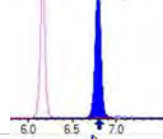
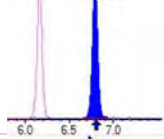
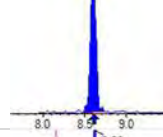
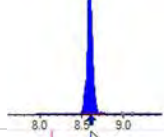
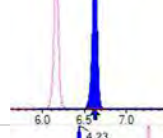
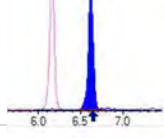
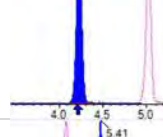
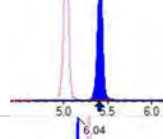
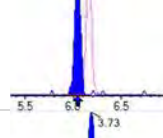
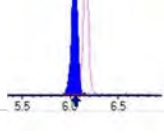
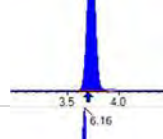
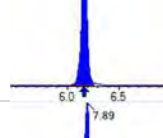
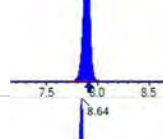
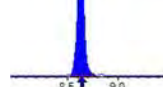
Analyte	(Q1 / Q3) Area Counts*min	R.T. (R.T [min], R.R.T.) ( $\Delta$ RT-[min], $\Delta$ RT- CV[min], $\Delta$ RT ion[s])	S / N	Ion Ratio IR Vs MP% IR Vs CV%	Concentration [ True ] ng/mL	Q.C. Rec. {Area%CV}	Primary Transition	Confirmation Transition	Flag
13C2_PFDa_EIS	(615.0 / 570.0) 222714	(9.91, N/A) (N/A, 0.01, N/A)	333.1	N/A	1.0576 [ 1.0000 ]	105.8% { 103.3% }			
13C2_PFTeDA_EIS	(715.0 / 670.0) 147242	(10.14, N/A) (N/A, 0.01, N/A)	499.6	N/A	1.1504 [ 1.0000 ]	115.0% { 121.7% }			
13C3_PFBs_EIS	(302.0 / 80.0) 846308	(6.12, N/A) (N/A, -0.01, N/A)	852.5	N/A	2.1865 [ 2.0000 ]	109.3% { 111.5% }			
13C3_PFHxS_EIS	(402.0 / 80.0) 404991	(8.05, N/A) (N/A, 0.01, N/A)	823.4	N/A	2.0176 [ 2.0000 ]	100.9% { 105.1% }			
13C8_PFOS_EIS	(507.0 / 80.0) 625646	(9.48, N/A) (N/A, 0.01, N/A)	504.3	N/A	1.9006 [ 2.0000 ]	95.0% { 93.6% }			
13C2_4:2FTS_EIS	(329.0 / 81.0) 93907	(5.82, N/A) (N/A, 0.00, N/A)	535.3	N/A	4.3026 [ 4.0000 ]	107.6% { 106.5% }			
13C2_6:2FTS_EIS	(429.0 / 81.0) 106480	(7.57, N/A) (N/A, 0.01, N/A)	575.8	N/A	3.8069 [ 4.0000 ]	95.2% { 99.7% }			
13C2_8:2FTS_EIS	(529.0 / 81.0) 102397	(8.99, N/A) (N/A, 0.01, N/A)	382.0	N/A	4.0835 [ 4.0000 ]	102.1% { 108.4% }			
13C8_PFOsa_EIS	(506.0 / 78.0) 1085721	(10.19, N/A) (N/A, 0.01, N/A)	847.3	N/A	2.2663 [ 2.0000 ]	113.3% { 111.6% }			
D3_NMeFOSA_EIS	(515.0 / 169.0) 216263	(10.62, N/A) (N/A, 0.01, N/A)	858.4	N/A	1.8120 [ 2.0000 ]	90.6% { 90.1% }			
D5_NEiFOSA_EIS	(531.1 / 169.0) 225897	(10.71, N/A) (N/A, 0.01, N/A)	1086.7	N/A	2.0269 [ 2.0000 ]	101.3% { 98.2% }			

Analyte	(Q1 / Q3) Area Counts*min	R.T. (R.T [min], R.R.T.) ( $\Delta$ RT-I[ $\mu$ min], $\Delta$ RT- CV[ $\mu$ min], $\Delta$ RT ion[s])	S / N	Ion Ratio IR Vs MP% IR Vs CV%	Concentration [ True ] ng/mL	Q.C. Rec. {Area%CV}	Primary Transition	Confirmation Transition	Flag
D3_MeFOSAA_EIS	(573.0 / 419.0) 306249	(9.52, N/A) (N/A, 0.01, N/A)	299.2	N/A	3.9660 [ 4.0000 ]	99.2% { 107.5% }			
D5_EtFOSAA_EIS	(589.0 / 419.0) 262860	(9.70, N/A) (N/A, 0.01, N/A)	374.8	N/A	4.0959 [ 4.0000 ]	102.4% { 102.6% }			
D7_NMeFOSE_EIS	(623.2 / 58.9) 443916	(10.58, N/A) (N/A, 0.01, N/A)	889.6	N/A	19.3361 [ 20.0000 ]	96.7% { 88.6% }			
D9_NEtFOSE_EIS	(639.2 / 58.9) 248348	(10.68, N/A) (N/A, 0.01, N/A)	1198.5	N/A	20.0883 [ 20.0000 ]	100.4% { 93.8% }			
13C3_HFPODA_EIS	(287.0 / 169.0) 795642	(6.51, N/A) (N/A, 0.00, N/A)	779.9	N/A	8.2237 [ 8.0000 ]	102.8% { 107.0% }			

Analyte	(Q1 / Q3) Area Counts*min	R.T. (R.T [min], R.R.T.) ( $\Delta$ RT-[min], $\Delta$ RT- CV[min], $\Delta$ RT ion[s])	S / N	Ion Ratio IR Vs MP% IR Vs CV%	Concentration [ True ] ng/mL	Q.C. Rec. {Area%CV}	Primary Transition	Confirmation Transition	Flag
PFBA	(212.9 / 169.0) 242781	(3.73, 1.00) (0.00, N/A, 0.0)	55.5	N/A 0.0 0.0	3.7127 [4.0000]	92.8%			
PFPeA	(262.9 / 219.0) 175499 (262.9 / 69.0) 1821	(5.03, 1.00) (0.00, N/A, 0.1)	627.6 95.3	0.0104 12160.2 101.6	1.8646 [2.0000]	93.2%			
PFHxA	(313.0 / 269.0) 141999 (313.0 / 119.0) 12558	(6.16, 1.00) (0.00, N/A, 0.3)	422.5 123.8	0.0884 90.2 90.2	1.0016 [1.0000]	100.2%			
PFHpA	(363.0 / 319.0) 118537 (363.0 / 169.0) 35723	(7.09, 1.00) (0.00, N/A, 0.0)	310.3 273.9	0.3014 96.4 96.4	0.9545 [1.0000]	95.4%			
PFOA	(413.0 / 369.0) 122924 (413.0 / 169.0) 45734	(7.89, 1.00) (0.00, N/A, 0.1)	358.9 253.7	0.3720 110.5 110.5	0.9149 [1.0000]	91.5%			
PFNA	(463.0 / 419.0) 98102 (463.0 / 169.0) 19342	(8.63, 1.00) (0.00, N/A, 0.3)	232.8 85.5	0.1972 98.3 98.3	1.0072 [1.0000]	100.7%			
PFDA	(513.0 / 469.0) 128169 (513.0 / 169.0) 15093	(9.31, 1.00) (0.00, N/A, 0.2)	316.1 510.7	0.1178 148.0 148.0	0.9853 [1.0000]	98.5%			
PFUnA	(563.0 / 519.0) 161610 (563.0 / 169.0) 16695	(9.71, 1.00) (0.00, N/A, -0.7)	396.2 496.2	0.1033 92.2 92.2	1.0293 [1.0000]	102.9%			
PFDoA	(613.0 / 569.0) 192579 (613.0 / 169.0) 29493	(9.89, 1.00) (0.00, N/A, 0.0)	497.6 125.3	0.1531 121.9 121.9	0.9661 [1.0000]	96.6%			
PFTrDA	(663.0 / 619.0) 143079 (663.0 / 169.0) 26671	(10.01, 1.01) (N/A, -0.01, 0.4)	435.6 149.1	0.1864 89.2 89.2	0.8697 [1.0000]	87.0%			
PFTeDA	(713.0 / 669.0) 123213 (713.0 / 169.0) 25972	(10.12, 1.00) (0.00, N/A, -0.1)	334.4 147.5	0.2108 92.9 92.9	0.9785 [1.0000]	97.9%			

Analyte	(Q1 / Q3) Area Counts*min	R.T. (R.T [min], R.R.T.) ( $\Delta$ RT-[min], $\Delta$ RT- CV[min], $\Delta$ RT ion[s])	S / N	Ion Ratio IR Vs MP% IR Vs CV%	Concentration [ True ] ng/mL	Q.C. Rec. {Area%CV}	Primary Transition	Confirmation Transition	Flag
PFBS	( 298.9 / 80.0 ) 186405 ( 298.9 / 99.0 ) 120206	( 6.12 , 1.00 ) ( 0.00 , N/A , 0.3 )	561.7 450.3	0.6449 94.8 94.8	0.8347 [ 0.8847 ]	94.3%			
PFPeS	( 349.0 / 80.0 ) 351774 ( 349.0 / 99.0 ) 128918	( 7.16 , 0.89 ) ( N/A , 0.00 , 0.2 )	771.0 812.1	0.3665 98.2 98.2	0.8695 [ 0.9384 ]	92.7%			
PFHxS	( 399.0 / 80.0 ) 293699 ( 399.0 / 99.0 ) 99285	( 8.02 , 1.00 ) ( 0.00 , N/A , 0.2 )	2168.9 33504.3	0.3380 98.6 98.6	0.8563 [ 0.9110 ]	94.0%			
PFHpS	( 449.0 / 80.0 ) 289945 ( 449.0 / 99.0 ) 75507	( 8.79 , 0.93 ) ( N/A , -0.01 , 0.3 )	563.7 283.8	0.2604 88.8 88.8	0.9814 [ 0.9514 ]	103.1%			
PFOS	( 499.0 / 80.0 ) 335940 ( 499.0 / 99.0 ) 71358	( 9.46 , 1.00 ) ( 0.00 , N/A , 0.3 )	115.7 95.1	0.2124 92.9 92.9	0.9171 [ 0.9275 ]	98.9%			
PFNS	( 549.0 / 80.0 ) 406038 ( 549.0 / 99.0 ) 113321	( 9.76 , 1.03 ) ( N/A , -0.01 , 0.2 )	640.6 330.1	0.2791 111.8 111.8	0.9640 [ 0.9599 ]	100.4%			
PFDS	( 599.0 / 80.0 ) 459883 ( 599.0 / 99.0 ) 116836	( 9.90 , 1.05 ) ( N/A , -0.01 , -0.1 )	394.2 329.2	0.2541 99.7 99.7	0.8848 [ 0.9631 ]	91.9%			
PFDoS	( 698.9 / 80.0 ) 270336 ( 698.9 / 99.0 ) 59050	( 10.10 , 1.07 ) ( N/A , -0.01 , 0.2 )	385.7 330.2	0.2184 106.3 106.3	0.9965 [ 0.9696 ]	102.8%			
4:2FTS	( 327.0 / 307.0 ) 218825 ( 327.0 / 81.0 ) 135498	( 5.83 , 1.00 ) ( 0.00 , N/A , 0.0 )	843.6 544.1	0.6192 123.9 123.9	3.6753 [ 3.7381 ]	98.3%			
6:2FTS	( 427.0 / 407.0 ) 151420 ( 427.0 / 81.0 ) 98295	( 7.55 , 1.00 ) ( 0.00 , N/A , 0.2 )	457.2 448.0	0.6492 90.6 90.6	3.6464 [ 3.7962 ]	96.1%			
8:2FTS	( 527.0 / 507.0 ) 129977 ( 527.0 / 81.0 ) 81360	( 8.96 , 1.00 ) ( 0.00 , N/A , -0.1 )	436.3 337.4	0.6260 89.0 89.0	4.0635 [ 3.8332 ]	106.0%			

Analyte	(Q1 / Q3) Area Counts*min	R.T. (R.T [min], R.R.T.) ( $\Delta$ RT-I[min], $\Delta$ RT-CV[min], $\Delta$ RT ion[s])	S / N	Ion Ratio IR Vs MP% IR Vs CV%	Concentration [ True ] ng/mL	Q.C. Rec. {Area%CV}	Primary Transition	Confirmation Transition	Flag
PFOSA	(498.0 / 78.0) 474763 (498.0 / 478.0) 10707	(10.17, 1.00) (0.00, N/A, -0.3)	586.8 187.2	0.0226 95.4 95.4	0.9163 [ 1.0000 ]	91.6%			
NMeFOFA	(511.9 / 219.0) 379988 (511.9 / 169.0) 259345	(10.60, 1.00) (0.00, N/A, 0.0)	797.8 732.5	0.6825 97.9 97.9	3.9031 [ 4.0000 ]	97.6%			
NEIFOSA	(526.0 / 219.0) 413880 (526.0 / 169.0) 443168	(10.69, 1.00) (0.00, N/A, 0.0)	1591.2 1283.7	1.0708 95.1 95.1	3.8021 [ 4.0000 ]	95.1%			
NMeFOSAA	(570.0 / 419.0) 53361 (570.0 / 483.0) 33655	(9.50, 1.00) (0.00, N/A, -0.1)	182.3 5064.0	0.6307 134.3 134.3	1.0921 [ 1.0000 ]	109.2%			
NEIFOSAA	(584.0 / 419.0) 52646 (584.0 / 526.0) 26638	(9.68, 1.00) (0.00, N/A, -0.1)	1519.9 109.5	0.5060 65.7 65.7	0.9761 [ 1.0000 ]	97.6%			
NMeFOSE	(616.1 / 59.0) 113948	(10.57, 1.00) (0.01, N/A, 0.0)	625.5	N/A 0.0 0.0	3.5172 [ 4.0000 ]	87.9%			
NEtFOSE	(630.0 / 59.0) 32510	(10.67, 1.00) (0.01, N/A, 0.0)	588.6	N/A 0.0 0.0	3.8660 [ 4.0000 ]	96.7%			
HFPO-DA	(285.0 / 169.0) 99125 (285.0 / 185.0) 320849	(6.51, 1.00) (0.00, N/A, -0.1)	651.9 732.3	3.2368 126.9 126.9	1.7889 [ 2.0000 ]	89.4%			
ADONA	(377.0 / 85.0) 483577 (377.0 / 251.0) 55664	(7.40, 1.14) (N/A, -0.01, 0.1)	839.4 223.8	0.1151 91.8 91.8	2.1052 [ 1.8854 ]	111.7%			
9CI-Pf3ONS	(531.0 / 351.0) 1367263 (533.0 / 353.0) 421697	(9.71, 1.49) (N/A, -0.01, -0.1)	931.3 551.8	0.3084 97.4 97.4	2.0990 [ 1.8665 ]	112.5%			
11CI-PF3OUDS	(631.0 / 451.0) 898698 (633.0 / 453.0) 262872	(10.00, 1.54) (N/A, -0.01, -0.1)	624.7 881.0	0.2925 100.0 100.0	2.0937 [ 1.8864 ]	111.0%			

Analyte	(Q1 / Q3) Area Counts*min	R.T. (R.T [min], R.R.T.) ( $\Delta$ RT-[min], $\Delta$ RT- CV[min], $\Delta$ RT ion[s])	S / N	Ion Ratio IR Vs MP% IR Vs CV%	Concentration [ True ] ng/mL	Q.C. Rec. {Area%CV}	Primary Transition	Confirmation Transition	Flag
3:3FTCA	(241.0 / 177.0) 14022 (241.0 / 117.0) 25990	(4.51, 0.90) (N/A, 0.01, 0.0)	451.2 359.3	1.8536 0.1 112.0	3.4734 [4.0000]	86.8%			IR1,
5:3FTCA	(341.0 / 236.7) 118339 (341.0 / 217.0) 191184	(6.79, 1.10) (N/A, -0.01, 0.0)	382.5 454.3	1.6156 102.3 102.3	4.0994 [4.0000]	102.5%			
7:3FTCA	(441.0 / 317.0) 125135 (441.0 / 337.0) 105902	(8.60, 1.40) (N/A, -0.02, 0.3)	251.8 289.5	0.8463 104.1 104.1	3.8411 [4.0000]	96.0%			
PFEESA	(315.0 / 135.0) 252682 (315.0 / 83.0) 67297	(6.62, 1.07) (N/A, 0.00, 0.2)	931.2 358.6	0.2663 94.2 94.2	1.7356 [1.7849]	97.2%			
PFMPA	(229.0 / 85.0) 50570	(4.23, 0.84) (N/A, 0.02, 0.0)	866.7	N/A 0.0 0.0	1.9906 [2.0000]	99.5%			
PFMBA	(279.0 / 85.0) 157043	(5.41, 1.08) (N/A, 0.01, 0.0)	856.4	N/A 0.0 0.0	1.8937 [2.0000]	94.7%			
NFDHA	(201.0 / 85.0) 5618 (295.0 / 201.0) 38932	(6.04, 0.98) (N/A, 0.00, 0.1)	240.1 546.2	6.9300 0.9 84.1	1.8955 [2.0000]	94.8%			IR1,
13C3_PFBA_IIS	(216.0 / 172.0) 85249	(3.73, N/A) (N/A, 0.02, N/A)	718.2	N/A	0.9751 [1.0000]	97.5% {92.4%}			
13C2_PFHxA_IIS	(315.1 / 270.0) 121139	(6.16, N/A) (N/A, 0.00, N/A)	475.7	N/A	0.9207 [1.0000]	92.1% {96.3%}			
13C4_PFOA_IIS	(417.0 / 372.0) 116431	(7.89, N/A) (N/A, -0.01, N/A)	611.0	N/A	0.9302 [1.0000]	93.0% {91.5%}			
13C5_PFNA_IIS	(468.0 / 423.0) 102082	(8.64, N/A) (N/A, 0.00, N/A)	325.5	N/A	1.0227 [1.0000]	102.3% {92.9%}			



Chemist: DAG  
 Instrument: Saphira  
 Type: Sciex Q3 5500

Sample I.D.: SB03856-CAL3  
 DF, IV: 1, 10.0µL  
 Acquisition Method: 1633 2022-12-13.dam

Quant Method: 1633 - 2022-12-15A  
 Path: S2022-12-15A (3)  
 Acquired: 2022/12/15 - 12:59

Analyte	(Q1 / Q3) Area Counts*min	R.T. (R.T [min], R.R.T.) (ΔRT-I[min], ΔRT-CV[min], ΔRT ion[s])	S / N	Ion Ratio IR Vs MP% IR Vs CV%	Concentration [ True ] ng/mL	Q.C. Rec. {Area%CV}	Primary Transition	Confirmation Transition	Flag
13C2_PFDA_IIS	(515.1 / 470.1) 115476	(9.31, N/A) (N/A, -0.02, N/A)	752.6	N/A	1.1135 [ 1.0000 ]	111.4% { 117.5% }			
18O2_PFHxS_IIS	(403.0 / 83.9) 226839	(8.02, N/A) (N/A, -0.02, N/A)	640.6	N/A	0.9588 [ 1.0000 ]	95.9% { 89.7% }			
13C4_PFOS_IIS	(502.8 / 79.9) 199105	(9.46, N/A) (N/A, -0.02, N/A)	383.4	N/A	0.9924 [ 1.0000 ]	99.2% { 90.2% }			
13C4_PFBA_EIS	(217.0 / 172.0) 787664	(3.73, N/A) (N/A, 0.02, N/A)	1068.8	N/A	8.9243 [ 8.0000 ]	111.6% { 108.6% }			
13C5_PFPeA_EIS	(267.9 / 223.0) 415840	(5.03, N/A) (N/A, 0.01, N/A)	778.2	N/A	4.6627 [ 4.0000 ]	116.6% { 110.2% }			
13C5_PFHxA_EIS	(318.0 / 273.0) 312517	(6.16, N/A) (N/A, 0.00, N/A)	753.4	N/A	2.1915 [ 2.0000 ]	109.6% { 103.1% }			
13C4_PFHpA_EIS	(367.0 / 322.0) 275072	(7.09, N/A) (N/A, -0.01, N/A)	569.2	N/A	2.1833 [ 2.0000 ]	109.2% { 100.4% }			
13C8_PFOA_EIS	(421.0 / 376.0) 283507	(7.89, N/A) (N/A, -0.02, N/A)	571.7	N/A	2.2036 [ 2.0000 ]	110.2% { 111.9% }			
13C9_PFNA_EIS	(472.0 / 427.0) 115267	(8.63, N/A) (N/A, -0.02, N/A)	561.3	N/A	1.0337 [ 1.0000 ]	103.4% { 110.3% }			
13C6_PFDA_EIS	(519.0 / 474.0) 141096	(9.31, N/A) (N/A, -0.02, N/A)	339.0	N/A	0.9017 [ 1.0000 ]	90.2% { 98.9% }			
13C7_PFUnA_EIS	(570.0 / 525.0) 210664	(9.71, N/A) (N/A, -0.01, N/A)	592.2	N/A	0.9350 [ 1.0000 ]	93.5% { 112.6% }			

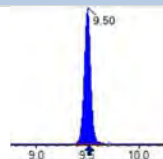
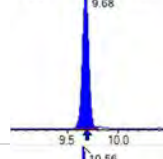
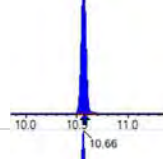
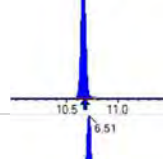
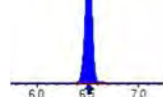


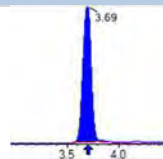
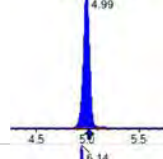
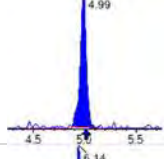
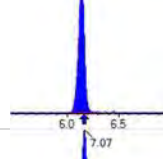
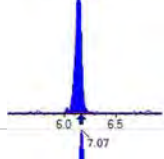
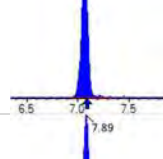
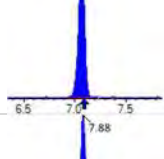
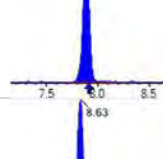
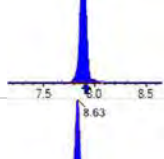
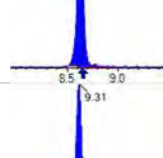

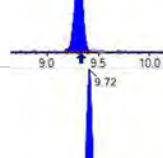
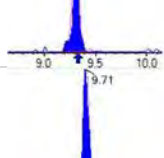
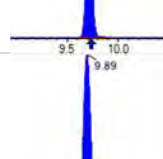
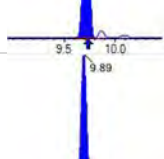
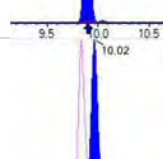
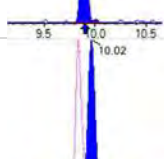
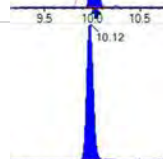
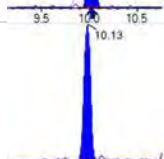

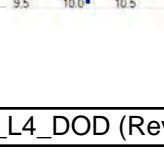
Chemist: DAG  
 Instrument: Saphira  
 Type: Sciex Q3 5500

Sample I.D.: SB03856-CAL3  
 DF, IV: 1, 10.0µL  
 Acquisition Method: 1633 2022-12-13.dam

Quant Method: 1633 - 2022-12-15A  
 Path: S2022-12-15A (3)  
 Acquired: 2022/12/15 - 12:59

Analyte	(Q1 / Q3) Area Counts*min	R.T. (R.T [min], R.R.T.) (ΔRT-I[min], ΔRT-CV[min], ΔRT ion[s])	S / N	Ion Ratio IR Vs MP% IR Vs CV%	Concentration [ True ] ng/mL	Q.C. Rec. {Area%CV}	Primary Transition	Confirmation Transition	Flag
13C2_PFDa_EIS	(615.0 / 570.0) 248859	(9.89, N/A) (N/A, -0.01, N/A)	452.6	N/A	0.9794 [ 1.0000 ]	97.9% { 115.4% }			
13C2_PFTeDA_EIS	(715.0 / 670.0) 131568	(10.12, N/A) (N/A, -0.01, N/A)	423.9	N/A	0.8520 [ 1.0000 ]	85.2% { 108.8% }			
13C3_PFBs_EIS	(302.0 / 80.0) 817623	(6.12, N/A) (N/A, 0.00, N/A)	1067.7	N/A	2.2070 [ 2.0000 ]	110.3% { 107.7% }			
13C3_PFHxS_EIS	(402.0 / 80.0) 431333	(8.02, N/A) (N/A, -0.02, N/A)	917.9	N/A	2.2450 [ 2.0000 ]	112.3% { 111.9% }			
13C8_PFOS_EIS	(507.0 / 80.0) 666528	(9.46, N/A) (N/A, -0.01, N/A)	608.3	N/A	2.0379 [ 2.0000 ]	101.9% { 99.7% }			
13C2_4:2FTS_EIS	(329.0 / 81.0) 74678	(5.83, N/A) (N/A, 0.01, N/A)	502.0	N/A	3.5748 [ 4.0000 ]	89.4% { 84.7% }			
13C2_6:2FTS_EIS	(429.0 / 81.0) 107578	(7.55, N/A) (N/A, -0.01, N/A)	664.0	N/A	4.0184 [ 4.0000 ]	100.5% { 100.7% }			
13C2_8:2FTS_EIS	(529.0 / 81.0) 87292	(8.96, N/A) (N/A, -0.03, N/A)	319.9	N/A	3.6370 [ 4.0000 ]	90.9% { 92.4% }			
13C8_PFOsa_EIS	(506.0 / 78.0) 1041124	(10.17, N/A) (N/A, -0.01, N/A)	1023.0	N/A	2.1873 [ 2.0000 ]	109.4% { 107.0% }			
D3_NMeFOSA_EIS	(515.0 / 169.0) 244043	(10.60, N/A) (N/A, -0.01, N/A)	622.0	N/A	2.0580 [ 2.0000 ]	102.9% { 101.7% }			
D5_NEiFOSA_EIS	(531.1 / 169.0) 238745	(10.69, N/A) (N/A, -0.01, N/A)	1061.6	N/A	2.1561 [ 2.0000 ]	107.8% { 103.8% }			

Analyte	(Q1 / Q3) Area Counts*min	R.T. (R.T [min], R.R.T.) ( $\Delta$ RT-I[ $\mu$ min], $\Delta$ RT-CV[ $\mu$ min], $\Delta$ RT ion[s])	S / N	Ion Ratio IR Vs MP% IR Vs CV%	Concentration [ True ] ng/mL	Q.C. Rec. {Area%CV}	Primary Transition	Confirmation Transition	Flag
D3_MeFOSAA_EIS	(573.0 / 419.0) 269684	(9.50, N/A) (N/A, -0.02, N/A)	363.7	N/A	3.5151 [ 4.0000 ]	87.9% { 94.6% }			
D5_EtFOSAA_EIS	(589.0 / 419.0) 239335	(9.68, N/A) (N/A, -0.01, N/A)	309.9	N/A	3.7535 [ 4.0000 ]	93.8% { 93.4% }			
D7_NMeFOSE_EIS	(623.2 / 58.9) 508851	(10.56, N/A) (N/A, -0.01, N/A)	963.1	N/A	22.3081 [ 20.0000 ]	111.5% { 101.6% }			
D9_NEtFOSE_EIS	(639.2 / 58.9) 263466	(10.66, N/A) (N/A, -0.01, N/A)	1380.8	N/A	21.4493 [ 20.0000 ]	107.2% { 99.5% }			
13C3_HFPODA_EIS	(287.0 / 169.0) 725465	(6.51, N/A) (N/A, 0.00, N/A)	755.7	N/A	8.3555 [ 8.0000 ]	104.4% { 97.6% }			

Analyte	(Q1 / Q3) Area Counts*min	R.T. (R.T [min], R.R.T.) ( $\Delta$ RT-[min], $\Delta$ RT- CV[min], $\Delta$ RT ion[s])	S / N	Ion Ratio IR Vs MP% IR Vs CV%	Concentration [ True ] ng/mL	Q.C. Rec. {Area%CV}	Primary Transition	Confirmation Transition	Flag
PFBA	(212.9 / 169.0) 507523	(3.69, 1.00) (0.00, N/A, 0.0)	71.5	N/A 0.0 0.0	8.2406 [ 8.0000 ]	103.0%			
PFPeA	(262.9 / 219.0) 343558 (262.9 / 69.0) 3693	(4.99, 1.00) (0.00, N/A, 0.1)	804.9 115.5	0.0107 12593.6 105.2	4.0387 [ 4.0000 ]	101.0%			
PFHxA	(313.0 / 269.0) 280919 (313.0 / 119.0) 24927	(6.14, 1.00) (0.00, N/A, 0.0)	562.3 294.8	0.0887 90.5 90.5	1.9743 [ 2.0000 ]	98.7%			
PFHpA	(363.0 / 319.0) 253335 (363.0 / 169.0) 73465	(7.07, 1.00) (0.00, N/A, -0.1)	512.3 401.4	0.2900 92.8 92.8	2.0470 [ 2.0000 ]	102.3%			
PFOA	(413.0 / 369.0) 255405 (413.0 / 169.0) 83564	(7.89, 1.00) (0.00, N/A, 0.1)	466.1 436.2	0.3272 97.2 97.2	2.0090 [ 2.0000 ]	100.4%			
PFNA	(463.0 / 419.0) 182833 (463.0 / 169.0) 36188	(8.63, 1.00) (0.00, N/A, -0.1)	305.9 104.7	0.1979 98.6 98.6	1.9038 [ 2.0000 ]	95.2%			
PFDA	(513.0 / 469.0) 262475 (513.0 / 169.0) 22751	(9.31, 1.00) (0.00, N/A, -0.2)	305.0 165.9	0.0867 108.9 108.9	2.1573 [ 2.0000 ]	107.9%			
PFUnA	(563.0 / 519.0) 320880 (563.0 / 169.0) 29884	(9.72, 1.00) (0.00, N/A, 0.4)	603.0 154.2	0.0931 83.1 83.1	2.0656 [ 2.0000 ]	103.3%			
PFDoA	(613.0 / 569.0) 394907 (613.0 / 169.0) 50232	(9.89, 1.00) (0.01, N/A, 0.1)	479.7 183.1	0.1272 101.3 101.3	2.0156 [ 2.0000 ]	100.8%			
PFTrDA	(663.0 / 619.0) 312546 (663.0 / 169.0) 59075	(10.02, 1.01) (N/A, 0.00, -0.1)	585.1 268.1	0.1890 90.4 90.4	1.9330 [ 2.0000 ]	96.6%			
PFTeDA	(713.0 / 669.0) 263218 (713.0 / 169.0) 41014	(10.12, 1.00) (0.00, N/A, -0.3)	415.7 136.9	0.1558 68.6 68.6	1.7693 [ 2.0000 ]	88.5%			

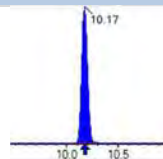
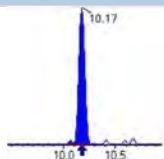
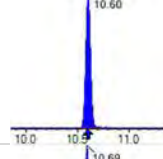
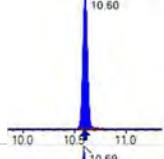
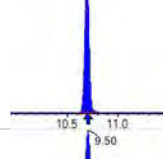
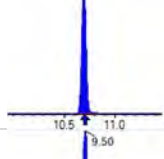
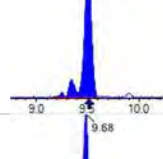
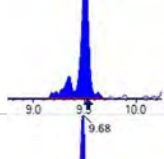
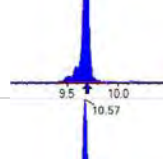
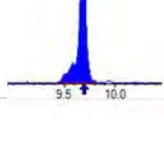
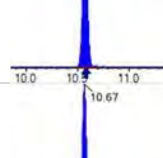
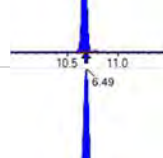
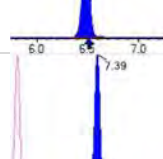
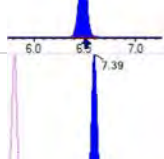
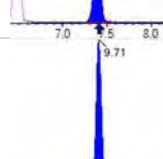
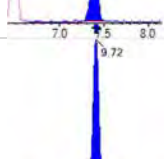
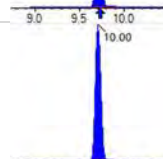
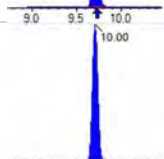
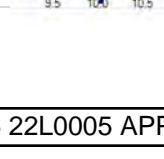
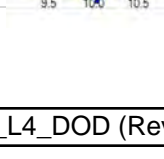


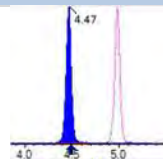
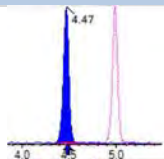
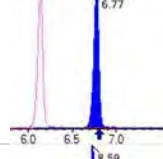
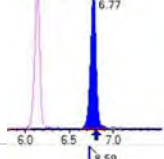
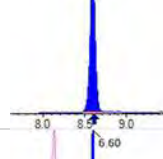
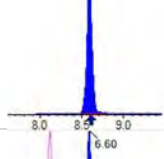
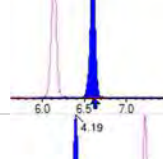
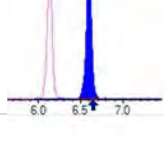
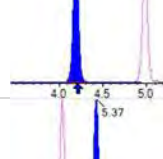
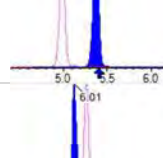
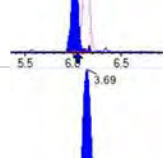
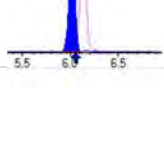
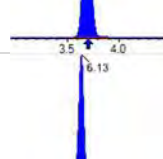
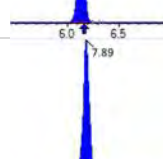
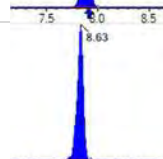

Chemist: DAG  
 Instrument: Saphira  
 Type: Sciex Q3 5500

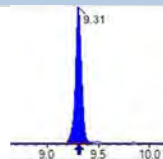
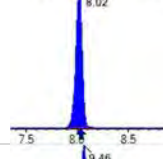
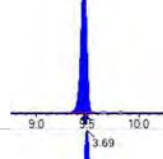
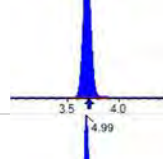
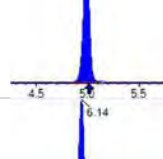
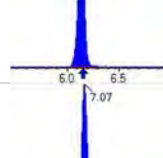
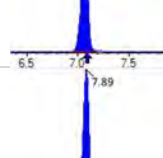
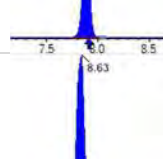
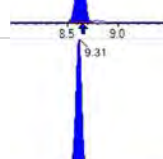
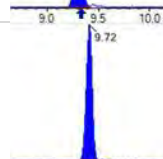

Sample I.D.: SB03856-CAL4  
 DF, IV: 1, 10.0µL  
 Acquisition Method: 1633 2022-12-13.dam

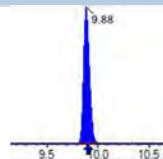
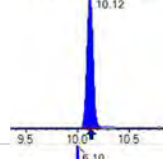
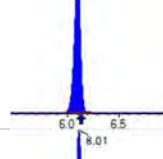
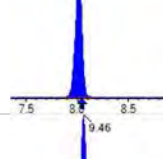
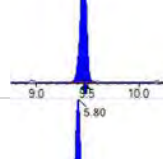
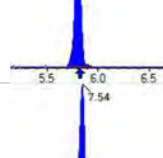
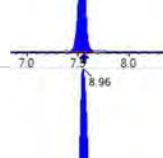
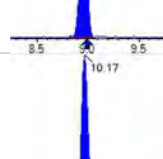
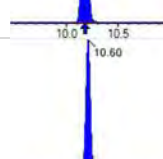
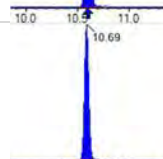

Quant Method: 1633 - 2022-12-15A  
 Path: S2022-12-15A (4)  
 Acquired: 2022/12/15 - 13:11

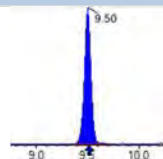
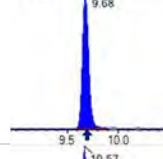
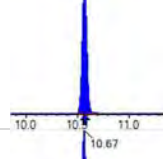
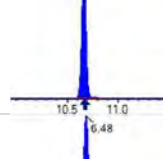
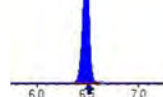
Analyte	(Q1 / Q3) Area Counts*min	R.T. (R.T [min], R.R.T.) ( $\Delta$ RT-[min], $\Delta$ RT- CV[min], $\Delta$ RT ion[s])	S / N	Ion Ratio IR Vs MP% IR Vs CV%	Concentration [ True ] ng/mL	Q.C. Rec. {Area%CV}	Primary Transition	Confirmation Transition	Flag
PFBS	( 298.9 / 80.0 ) 387869 ( 298.9 / 99.0 ) 263941	( 6.10 , 1.00 ) ( 0.00 , N/A , 0.0 )	811.9 625.6	0.6805 100.1 100.1	1.9481 [ 1.7695 ]	110.1%			
PFPeS	( 349.0 / 80.0 ) 717526 ( 349.0 / 99.0 ) 241169	( 7.14 , 0.89 ) ( N/A , -0.02 , 0.0 )	883.8 587.6	0.3361 90.0 90.0	1.9665 [ 1.8768 ]	104.8%			
PFHxS	( 399.0 / 80.0 ) 606563 ( 399.0 / 99.0 ) 205320	( 8.01 , 1.00 ) ( 0.00 , N/A , 0.0 )	7059.3 9205.6	0.3385 98.7 98.7	1.9609 [ 1.8220 ]	107.6%			
PFHpS	( 449.0 / 80.0 ) 566099 ( 449.0 / 99.0 ) 161220	( 8.79 , 0.93 ) ( N/A , -0.02 , 0.4 )	565.5 563.4	0.2848 97.1 97.1	2.0631 [ 1.9028 ]	108.4%			
PFOS	( 499.0 / 80.0 ) 678992 ( 499.0 / 99.0 ) 143039	( 9.46 , 1.00 ) ( 0.00 , N/A , 0.0 )	120.4 100.0	0.2107 92.2 92.2	1.9959 [ 1.8550 ]	107.6%			
PFNS	( 549.0 / 80.0 ) 795749 ( 549.0 / 99.0 ) 200156	( 9.76 , 1.03 ) ( N/A , -0.01 , -0.1 )	480.9 569.0	0.2515 100.8 100.8	2.0342 [ 1.9198 ]	106.0%			
PFDS	( 599.0 / 80.0 ) 1013064 ( 599.0 / 99.0 ) 235031	( 9.91 , 1.05 ) ( N/A , -0.01 , 0.1 )	904.5 657.1	0.2320 91.0 91.0	2.0988 [ 1.9262 ]	109.0%			
PFDoS	( 698.9 / 80.0 ) 537827 ( 698.9 / 99.0 ) 125026	( 10.11 , 1.07 ) ( N/A , 0.00 , 0.3 )	831.2 437.1	0.2325 113.1 113.1	2.1346 [ 1.9391 ]	110.1%			
4:2FTS	( 327.0 / 307.0 ) 511163 ( 327.0 / 81.0 ) 282129	( 5.80 , 1.00 ) ( 0.00 , N/A , 0.1 )	911.2 701.5	0.5519 110.4 110.4	8.4974 [ 7.4762 ]	113.7%			
6:2FTS	( 427.0 / 407.0 ) 309051 ( 427.0 / 81.0 ) 217287	( 7.54 , 1.00 ) ( 0.00 , N/A , 0.1 )	857.9 771.9	0.7031 98.1 98.1	7.8502 [ 7.5923 ]	103.4%			
8:2FTS	( 527.0 / 507.0 ) 268464 ( 527.0 / 81.0 ) 150349	( 8.96 , 1.00 ) ( 0.00 , N/A , 0.3 )	351.0 377.4	0.5600 79.6 79.6	8.1579 [ 7.6663 ]	106.4%			

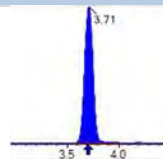
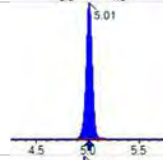
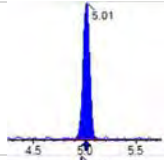
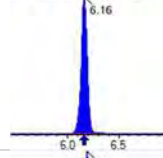
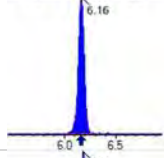
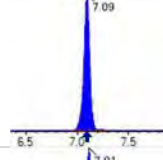
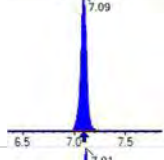
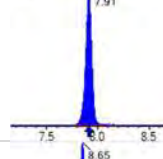
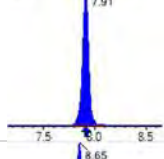
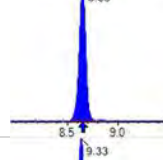
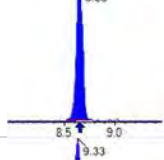
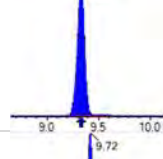
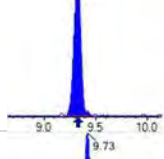
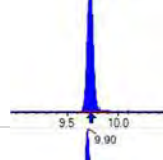
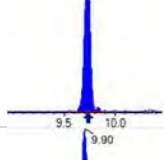
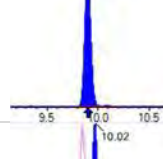
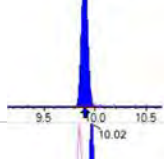
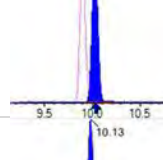
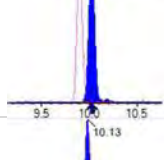
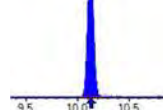
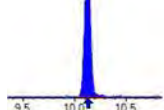
Analyte	(Q1 / Q3) Area Counts*min	R.T. (R.T [min], R.R.T.) ( $\Delta$ RT-[min], $\Delta$ RT- CV[min], $\Delta$ RT ion[s])	S / N	Ion Ratio IR Vs MP% IR Vs CV%	Concentration [ True ] ng/mL	Q.C. Rec. {Area%CV}	Primary Transition	Confirmation Transition	Flag
PFOSA	(498.0 / 78.0) 1043070 (498.0 / 478.0) 17408	(10.17, 1.00) (0.00, N/A, -0.2)	1089.6 213.3	0.0167 70.6 70.6	2.2171 [2.0000]	110.9%			
NMeFOSA	(511.9 / 219.0) 797988 (511.9 / 169.0) 561632	(10.60, 1.00) (0.00, N/A, 0.0)	1263.3 1318.1	0.7038 100.9 100.9	8.8872 [8.0000]	111.1%			
NEIFOSA	(526.0 / 219.0) 884913 (526.0 / 169.0) 915802	(10.69, 1.00) (0.00, N/A, 0.0)	1133.4 1280.9	1.0349 91.9 91.9	8.5402 [8.0000]	106.8%			
NMeFOSAA	(570.0 / 419.0) 114866 (570.0 / 483.0) 55837	(9.50, 1.00) (0.00, N/A, -0.2)	292.2 166.1	0.4861 103.5 103.5	2.2031 [2.0000]	110.2%			
NEIFOSAA	(584.0 / 419.0) 116426 (584.0 / 526.0) 77441	(9.68, 1.00) (0.00, N/A, 0.1)	768.2 364.2	0.6652 86.3 86.3	2.0164 [2.0000]	100.8%			
NMeFOSE	(616.1 / 59.0) 249979	(10.57, 1.00) (0.01, N/A, 0.0)	663.7	N/A 0.0 0.0	8.3254 [8.0000]	104.1%			
NEtFOSE	(630.0 / 59.0) 74529	(10.67, 1.00) (0.01, N/A, 0.0)	1235.3	N/A 0.0 0.0	8.9015 [8.0000]	111.3%			
HFPO-DA	(285.0 / 169.0) 240350 (285.0 / 185.0) 620940	(6.49, 1.00) (0.00, N/A, 0.2)	496.5 845.2	2.5835 101.3 101.3	4.1698 [4.0000]	104.2%			
ADONA	(377.0 / 85.0) 910558 (377.0 / 251.0) 114469	(7.39, 1.14) (N/A, -0.02, 0.1)	1009.9 310.9	0.1257 100.2 100.2	3.8107 [3.7708]	101.1%			
9CI-Pf3ONS	(531.0 / 351.0) 2453494 (533.0 / 353.0) 794217	(9.71, 1.50) (N/A, -0.01, -0.2)	748.6 840.4	0.3237 102.2 102.2	3.6207 [3.7330]	97.0%			
11CI-PF3OUDS	(631.0 / 451.0) 1531795 (633.0 / 453.0) 528327	(10.00, 1.54) (N/A, -0.01, 0.0)	780.6 921.4	0.3449 117.9 117.9	3.4306 [3.7728]	90.9%			

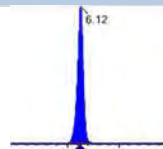
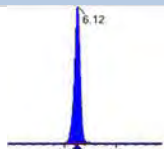
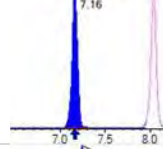
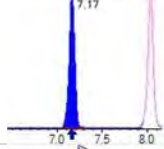
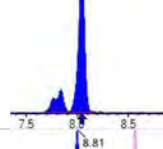
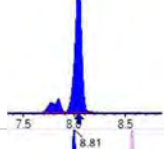
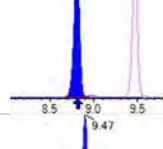
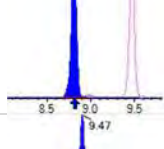
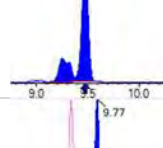
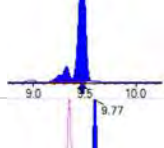
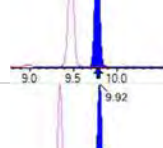
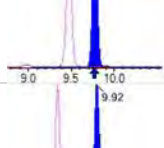
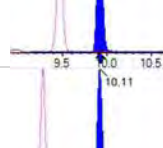
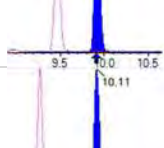
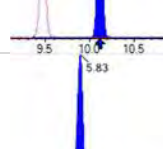
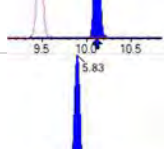
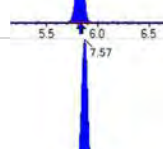
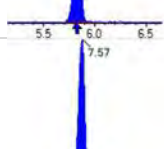
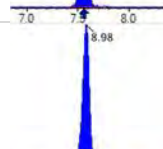
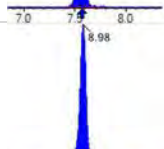


Analyte	(Q1 / Q3) Area Counts*min	R.T. (R.T [min], R.R.T.) ( $\Delta$ RT-[min], $\Delta$ RT- CV[min], $\Delta$ RT ion[s])	S / N	Ion Ratio IR Vs MP% IR Vs CV%	Concentration [ True ] ng/mL	Q.C. Rec. {Area%CV}	Primary Transition	Confirmation Transition	Flag
3:3FTCA	(241.0 / 177.0) 32190 (241.0 / 117.0) 51962	(4.47, 0.90) (N/A, -0.02, -0.1)	598.7 480.7	1.6142 0.1 97.5	8.8229 [ 8.0000 ]	110.3%			IR1,
5:3FTCA	(341.0 / 236.7) 225487 (341.0 / 217.0) 362449	(6.77, 1.10) (N/A, -0.03, 0.0)	507.4 574.4	1.6074 101.7 101.7	7.7824 [ 8.0000 ]	97.3%			
7:3FTCA	(441.0 / 317.0) 245106 (441.0 / 337.0) 227732	(8.59, 1.40) (N/A, -0.02, 0.2)	452.6 367.7	0.9291 114.2 114.2	7.4960 [ 8.0000 ]	93.7%			
PFEESA	(315.0 / 135.0) 538330 (315.0 / 83.0) 160480	(6.60, 1.08) (N/A, -0.03, 0.0)	874.3 551.7	0.2981 105.5 105.5	3.6841 [ 3.5698 ]	103.2%			
PFMPA	(229.0 / 85.0) 100086	(4.19, 0.84) (N/A, -0.02, 0.0)	1269.5	N/A 0.0 0.0	4.3591 [ 4.0000 ]	109.0%			
PFMBA	(279.0 / 85.0) 312739	(5.37, 1.08) (N/A, -0.03, 0.0)	909.1	N/A 0.0 0.0	4.1725 [ 4.0000 ]	104.3%			
NFDHA	(201.0 / 85.0) 11598 (295.0 / 201.0) 84450	(6.01, 0.98) (N/A, -0.03, -0.4)	238.5 728.8	7.2812 0.9 88.4	4.0218 [ 4.0000 ]	100.5%			IR1,
13C3_PFBa_IIS	(216.0 / 172.0) 86775	(3.69, N/A) (N/A, -0.02, N/A)	815.1	N/A	0.9925 [ 1.0000 ]	99.3% { 94.0% }			
13C2_PFHxA_IIS	(315.1 / 270.0) 140097	(6.13, N/A) (N/A, -0.03, N/A)	656.2	N/A	1.0648 [ 1.0000 ]	106.5% { 111.3% }			
13C4_PFOA_IIS	(417.0 / 372.0) 122142	(7.89, N/A) (N/A, -0.02, N/A)	729.6	N/A	0.9758 [ 1.0000 ]	97.6% { 96.0% }			
13C5_PFNAl_IIS	(468.0 / 423.0) 89059	(8.63, N/A) (N/A, -0.01, N/A)	390.2	N/A	0.8922 [ 1.0000 ]	89.2% { 81.0% }			

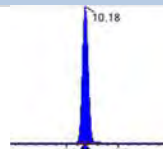
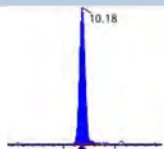
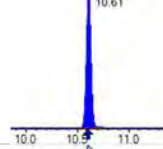
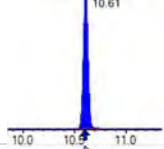
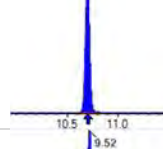
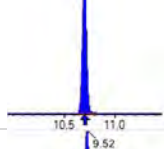
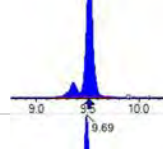
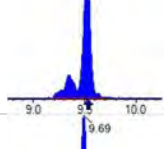
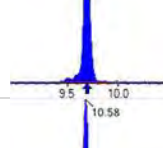
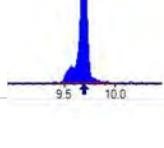
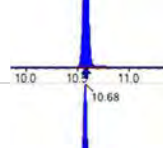
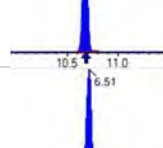
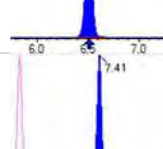
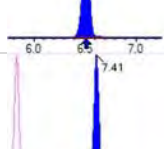
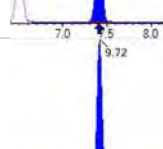
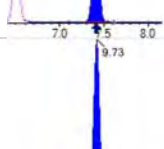
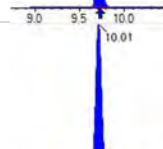
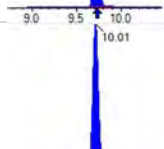

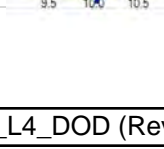
Analyte	(Q1 / Q3) Area Counts*min	R.T. (R.T [min], R.R.T.) ( $\Delta$ RT-I[ $\mu$ min], $\Delta$ RT- CV[ $\mu$ min], $\Delta$ RT ion[s])	S / N	Ion Ratio IR Vs MP% IR Vs CV%	Concentration [ True ] ng/mL	Q.C. Rec. {Area%CV}	Primary Transition	Confirmation Transition	Flag
13C2_PFDA_IIS	(515.1 / 470.1) 99726	(9.31, N/A) (N/A, -0.02, N/A)	264.5	N/A	0.9616 [ 1.0000 ]	96.2% { 101.5% }			
18O2_PFHxS_IIS	(403.0 / 83.9) 222942	(8.02, N/A) (N/A, -0.02, N/A)	840.3	N/A	0.9423 [ 1.0000 ]	94.2% { 88.2% }			
13C4_PFOS_IIS	(502.8 / 79.9) 173042	(9.46, N/A) (N/A, -0.01, N/A)	299.4	N/A	0.8625 [ 1.0000 ]	86.3% { 78.4% }			
13C4_PFBA_EIS	(217.0 / 172.0) 741836	(3.69, N/A) (N/A, -0.02, N/A)	828.2	N/A	8.2573 [ 8.0000 ]	103.2% { 102.3% }			
13C5_PFPeA_EIS	(267.9 / 223.0) 375839	(4.99, N/A) (N/A, -0.03, N/A)	868.0	N/A	3.6439 [ 4.0000 ]	91.1% { 99.6% }			
13C5_PFHxA_EIS	(318.0 / 273.0) 313669	(6.14, N/A) (N/A, -0.03, N/A)	658.5	N/A	1.9019 [ 2.0000 ]	95.1% { 103.5% }			
13C4_PFHpA_EIS	(367.0 / 322.0) 274112	(7.07, N/A) (N/A, -0.03, N/A)	551.8	N/A	1.8812 [ 2.0000 ]	94.1% { 100.0% }			
13C8_PFOA_EIS	(421.0 / 376.0) 268268	(7.89, N/A) (N/A, -0.02, N/A)	585.3	N/A	1.9877 [ 2.0000 ]	99.4% { 105.9% }			
13C9_PFNA_EIS	(472.0 / 427.0) 113651	(8.63, N/A) (N/A, -0.02, N/A)	336.1	N/A	1.1683 [ 1.0000 ]	116.8% { 108.7% }			
13C6_PFDA_EIS	(519.0 / 474.0) 131969	(9.31, N/A) (N/A, -0.02, N/A)	329.5	N/A	0.9766 [ 1.0000 ]	97.7% { 92.5% }			
13C7_PFUnA_EIS	(570.0 / 525.0) 208438	(9.72, N/A) (N/A, -0.01, N/A)	295.6	N/A	1.0713 [ 1.0000 ]	107.1% { 111.4% }			

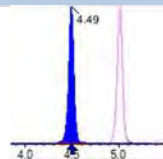
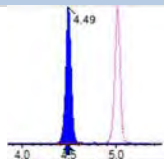
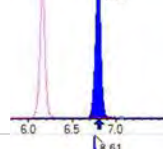
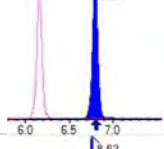
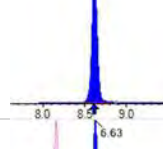
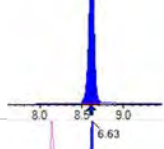
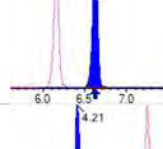
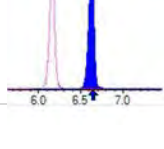
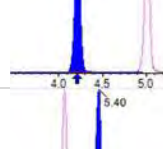
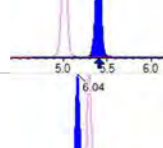
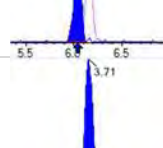
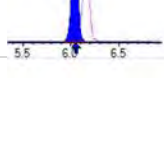
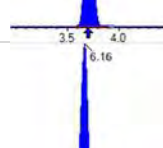
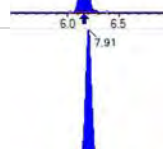
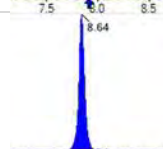
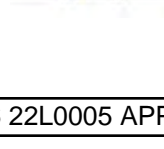
Analyte	(Q1 / Q3) Area Counts*min	R.T. (R.T [min], R.R.T.) ( $\Delta$ RT-[min], $\Delta$ RT- CV[min], $\Delta$ RT ion[s])	S / N	Ion Ratio IR Vs MP% IR Vs CV%	Concentration [ True ] ng/mL	Q.C. Rec. {Area%CV}	Primary Transition	Confirmation Transition	Flag
13C2_PFDa_EIS	(615.0 / 570.0) 244597	(9.88, N/A) (N/A, -0.01, N/A)	439.4	N/A	1.1147 [ 1.0000 ]	111.5% { 113.4% }			
13C2_PFTeDA_EIS	(715.0 / 670.0) 155445	(10.12, N/A) (N/A, -0.01, N/A)	302.9	N/A	1.1656 [ 1.0000 ]	116.6% { 128.5% }			
13C3_PFBs_EIS	(302.0 / 80.0) 728982	(6.10, N/A) (N/A, -0.03, N/A)	970.8	N/A	2.0021 [ 2.0000 ]	100.1% { 96.0% }			
13C3_PFHxS_EIS	(402.0 / 80.0) 389000	(8.01, N/A) (N/A, -0.02, N/A)	957.8	N/A	2.0601 [ 2.0000 ]	103.0% { 101.0% }			
13C8_PFOS_EIS	(507.0 / 80.0) 619035	(9.46, N/A) (N/A, -0.01, N/A)	449.9	N/A	2.1778 [ 2.0000 ]	108.9% { 92.6% }			
13C2_4:2FTS_EIS	(329.0 / 81.0) 75450	(5.80, N/A) (N/A, -0.02, N/A)	500.7	N/A	3.6749 [ 4.0000 ]	91.9% { 85.6% }			
13C2_6:2FTS_EIS	(429.0 / 81.0) 101990	(7.54, N/A) (N/A, -0.02, N/A)	527.7	N/A	3.8763 [ 4.0000 ]	96.9% { 95.5% }			
13C2_8:2FTS_EIS	(529.0 / 81.0) 89806	(8.96, N/A) (N/A, -0.03, N/A)	362.4	N/A	3.8072 [ 4.0000 ]	95.2% { 95.1% }			
13C8_PFOA_EIS	(506.0 / 78.0) 945362	(10.17, N/A) (N/A, -0.01, N/A)	944.6	N/A	2.2852 [ 2.0000 ]	114.3% { 97.2% }			
D3_NMeFOA_EIS	(515.0 / 169.0) 225082	(10.60, N/A) (N/A, -0.01, N/A)	736.5	N/A	2.1840 [ 2.0000 ]	109.2% { 93.8% }			
D5_NEiFOA_EIS	(531.1 / 169.0) 227254	(10.69, N/A) (N/A, -0.01, N/A)	1478.9	N/A	2.3614 [ 2.0000 ]	118.1% { 98.8% }			

Analyte	(Q1 / Q3) Area Counts*min	R.T. (R.T [min], R.R.T.) ( $\Delta$ RT-I[ $\mu$ min], $\Delta$ RT- CV[ $\mu$ min], $\Delta$ RT ion[s])	S / N	Ion Ratio IR Vs MP% IR Vs CV%	Concentration [ True ] ng/mL	Q.C. Rec. {Area%CV}	Primary Transition	Confirmation Transition	Flag
D3_MeFOSAA_EIS	(573.0 / 419.0) 287769	(9.50, N/A) (N/A, -0.02, N/A)	338.0	N/A	4.3157 [ 4.0000 ]	107.9% { 101.0% }			
D5_EtFOSAA_EIS	(589.0 / 419.0) 256207	(9.68, N/A) (N/A, -0.01, N/A)	368.0	N/A	4.6233 [ 4.0000 ]	115.6% { 100.0% }			
D7_NMeFOSE_EIS	(623.2 / 58.9) 471611	(10.57, N/A) (N/A, -0.01, N/A)	1398.0	N/A	23.7895 [ 20.0000 ]	118.9% { 94.2% }			
D9_NEtFOSE_EIS	(639.2 / 58.9) 262321	(10.67, N/A) (N/A, -0.01, N/A)	1277.6	N/A	24.5727 [ 20.0000 ]	122.9% { 99.0% }			
13C3_HFPODA_EIS	(287.0 / 169.0) 754664	(6.48, N/A) (N/A, -0.03, N/A)	889.9	N/A	7.5156 [ 8.0000 ]	93.9% { 101.5% }			

Analyte	(Q1 / Q3) Area Counts*min	R.T. (R.T [min], R.R.T.) ( $\Delta$ RT-[min], $\Delta$ RT- CV[min], $\Delta$ RT ion[s])	S / N	Ion Ratio IR Vs MP% IR Vs CV%	Concentration [ True ] ng/mL	Q.C. Rec. {Area%CV}	Primary Transition	Confirmation Transition	Flag
PFBA	(212.9 / 169.0) 1230017	(3.71, 1.00) (0.00, N/A, 0.0)	72.4	N/A 0.0 0.0	20.4366 [ 20.0000 ]	102.2%			
PFPeA	(262.9 / 219.0) 888500 (262.9 / 69.0) 9078	(5.01, 1.00) (0.00, N/A, -0.1)	807.5 226.0	0.0102 11970.9 100.0	10.4010 [ 10.0000 ]	104.0%			
PFHxA	(313.0 / 269.0) 671202 (313.0 / 119.0) 65842	(6.16, 1.00) (0.00, N/A, 0.0)	708.2 575.7	0.0981 100.0 100.0	4.8818 [ 5.0000 ]	97.6%			
PFHpA	(363.0 / 319.0) 619830 (363.0 / 169.0) 193707	(7.09, 1.00) (0.00, N/A, 0.1)	753.7 757.4	0.3125 100.0 100.0	5.0084 [ 5.0000 ]	100.2%			
PFOA	(413.0 / 369.0) 641256 (413.0 / 169.0) 215954	(7.91, 1.00) (0.00, N/A, 0.1)	666.1 738.3	0.3368 100.0 100.0	5.3414 [ 5.0000 ]	106.8%			
PFNA	(463.0 / 419.0) 473767 (463.0 / 169.0) 95071	(8.65, 1.00) (0.00, N/A, 0.0)	529.3 105.2	0.2007 100.0 100.0	5.3632 [ 5.0000 ]	107.3%			
PFDA	(513.0 / 469.0) 657458 (513.0 / 169.0) 52315	(9.33, 1.00) (0.00, N/A, 0.4)	398.9 223.9	0.0796 100.0 100.0	5.0007 [ 5.0000 ]	100.0%			
PFUnA	(563.0 / 519.0) 753398 (563.0 / 169.0) 84389	(9.72, 1.00) (0.00, N/A, -0.2)	563.5 251.5	0.1120 100.0 100.0	5.4025 [ 5.0000 ]	108.1%			
PFDoA	(613.0 / 569.0) 891272 (613.0 / 169.0) 111939	(9.90, 1.00) (0.00, N/A, 0.1)	667.1 408.2	0.1256 100.0 100.0	5.1588 [ 5.0000 ]	103.2%			
PFTrDA	(663.0 / 619.0) 817708 (663.0 / 169.0) 170939	(10.02, 1.01) (N/A, 0.00, 0.1)	588.5 305.3	0.2090 100.0 100.0	5.7352 [ 5.0000 ]	114.7%			
PFTeDA	(713.0 / 669.0) 698601 (713.0 / 169.0) 158581	(10.13, 1.00) (0.00, N/A, 0.1)	833.0 446.7	0.2270 100.0 100.0	6.0353 [ 5.0000 ]	120.7%			

Analyte	(Q1 / Q3) Area Counts*min	R.T. (R.T [min], R.R.T.) ( $\Delta$ RT-I[ $\mu$ min], $\Delta$ RT- CV[ $\mu$ min], $\Delta$ RT ion[s])	S / N	Ion Ratio IR Vs MP% IR Vs CV%	Concentration [ True ] ng/mL	Q.C. Rec. {Area%CV}	Primary Transition	Confirmation Transition	Flag
PFBS	( 298.9 / 80.0 ) 931163 ( 298.9 / 99.0 ) 633248	( 6.12 , 1.00 ) ( 0.00 , N/A , 0.1 )	966.2 806.1	0.6801 100.0 100.0	4.4911 [ 4.4237 ]	101.5%			
PFPeS	( 349.0 / 80.0 ) 1750797 ( 349.0 / 99.0 ) 653718	( 7.16 , 0.89 ) ( N/A , 0.00 , -0.1 )	746.1 722.8	0.3734 100.0 100.0	4.8441 [ 4.6919 ]	103.2%			
PFHxS	( 399.0 / 80.0 ) 1394257 ( 399.0 / 99.0 ) 478003	( 8.04 , 1.00 ) ( 0.00 , N/A , 0.1 )	6526.9 5562.7	0.3428 100.0 100.0	4.5505 [ 4.5549 ]	99.9%			
PFHpS	( 449.0 / 80.0 ) 1242809 ( 449.0 / 99.0 ) 364660	( 8.81 , 0.93 ) ( N/A , 0.00 , 0.0 )	476.6 605.7	0.2934 100.0 100.0	4.1959 [ 4.7570 ]	88.2%			
PFOS	( 499.0 / 80.0 ) 1656633 ( 499.0 / 99.0 ) 378656	( 9.47 , 1.00 ) ( 0.00 , N/A , 0.0 )	122.2 155.3	0.2286 100.0 100.0	4.5114 [ 4.6375 ]	97.3%			
PFNS	( 549.0 / 80.0 ) 2040483 ( 549.0 / 99.0 ) 509199	( 9.77 , 1.03 ) ( N/A , 0.00 , 0.0 )	609.0 966.1	0.2495 100.0 100.0	4.8324 [ 4.7994 ]	100.7%			
PFDS	( 599.0 / 80.0 ) 2546429 ( 599.0 / 99.0 ) 649153	( 9.92 , 1.05 ) ( N/A , 0.00 , 0.0 )	1194.6 872.7	0.2549 100.0 100.0	4.8872 [ 4.8155 ]	101.5%			
PFDoS	( 698.9 / 80.0 ) 1369518 ( 698.9 / 99.0 ) 281386	( 10.11 , 1.07 ) ( N/A , 0.00 , -0.1 )	1084.6 664.5	0.2055 100.0 100.0	5.0355 [ 4.8478 ]	103.9%			
4:2FTS	( 327.0 / 307.0 ) 1264897 ( 327.0 / 81.0 ) 632375	( 5.83 , 1.00 ) ( 0.00 , N/A , 0.0 )	876.8 759.5	0.4999 100.0 100.0	17.9914 [ 18.6906 ]	96.3%			
6:2FTS	( 427.0 / 407.0 ) 786270 ( 427.0 / 81.0 ) 563284	( 7.57 , 1.00 ) ( 0.00 , N/A , -0.1 )	750.0 820.9	0.7164 100.0 100.0	19.0686 [ 18.9808 ]	100.5%			
8:2FTS	( 527.0 / 507.0 ) 674253 ( 527.0 / 81.0 ) 474343	( 8.98 , 1.00 ) ( 0.00 , N/A , 0.1 )	546.0 566.0	0.7035 100.0 100.0	19.4791 [ 19.1658 ]	101.6%			

Analyte	(Q1 / Q3) Area Counts*min	R.T. (R.T [min], R.R.T.) ( $\Delta$ RT-I[ $\mu$ min], $\Delta$ RT- CV[ $\mu$ min], $\Delta$ RT ion[s])	S / N	Ion Ratio IR Vs MP% IR Vs CV%	Concentration [ True ] ng/mL	Q.C. Rec. {Area%CV}	Primary Transition	Confirmation Transition	Flag
PFOSA	( 498.0 / 78.0 ) 2386396 ( 498.0 / 478.0 ) 56409	( 10.18 , 1.00 ) ( 0.00 , N/A , 0.1 )	745.6 325.2	0.0236 100.0 100.0	4.9289 [ 5.0000 ]	98.6%			
NMeFOSA	( 511.9 / 219.0 ) 2030396 ( 511.9 / 169.0 ) 1415713	( 10.61 , 1.00 ) ( 0.00 , N/A , 0.0 )	863.0 1298.1	0.6973 100.0 100.0	21.2085 [ 20.0000 ]	106.0%			
NEIFOSA	( 526.0 / 219.0 ) 2078903 ( 526.0 / 169.0 ) 2341467	( 10.70 , 1.00 ) ( 0.00 , N/A , 0.0 )	1496.6 1573.2	1.1263 100.0 100.0	19.8229 [ 20.0000 ]	99.1%			
NMeFOSAA	( 570.0 / 419.0 ) 267573 ( 570.0 / 483.0 ) 125681	( 9.52 , 1.00 ) ( 0.00 , N/A , -0.2 )	425.4 384.0	0.4697 100.0 100.0	5.1828 [ 5.0000 ]	103.7%			
NEIFOSAA	( 584.0 / 419.0 ) 251609 ( 584.0 / 526.0 ) 193821	( 9.69 , 1.00 ) ( 0.00 , N/A , 0.0 )	687.0 16407.9	0.7703 100.0 100.0	4.3585 [ 5.0000 ]	87.2%			
NMeFOSE	( 616.1 / 59.0 ) 626728	( 10.58 , 1.00 ) ( 0.01 , N/A , 0.0 )	1110.5	N/A 0.0 0.0	19.6539 [ 20.0000 ]	98.3%			
NEIFOSE	( 630.0 / 59.0 ) 162411	( 10.68 , 1.00 ) ( 0.01 , N/A , 0.0 )	635.4	N/A 0.0 0.0	19.2101 [ 20.0000 ]	96.1%			
HFPO-DA	( 285.0 / 169.0 ) 615685 ( 285.0 / 185.0 ) 1570527	( 6.51 , 1.00 ) ( 0.00 , N/A , 0.0 )	848.4 784.5	2.5509 100.0 100.0	10.8409 [ 10.0000 ]	108.4%			
ADONA	( 377.0 / 85.0 ) 2368722 ( 377.0 / 251.0 ) 297052	( 7.41 , 1.14 ) ( N/A , 0.00 , -0.1 )	872.6 630.6	0.1254 100.0 100.0	10.0610 [ 9.4270 ]	106.7%			
9CI-Pf3ONS	( 531.0 / 351.0 ) 6344280 ( 533.0 / 353.0 ) 2009503	( 9.72 , 1.49 ) ( N/A , 0.00 , -0.2 )	673.9 735.2	0.3167 100.0 100.0	9.5023 [ 9.3325 ]	101.8%			
11CI-PF3OUDS	( 631.0 / 451.0 ) 4558447 ( 633.0 / 453.0 ) 1333674	( 10.01 , 1.54 ) ( N/A , 0.00 , 0.0 )	897.7 615.8	0.2926 100.0 100.0	10.3614 [ 9.4321 ]	109.9%			

Analyte	(Q1 / Q3) Area Counts*min	R.T. (R.T [min], R.R.T.) ( $\Delta$ RT-[min], $\Delta$ RT- CV[min], $\Delta$ RT ion[s])	S / N	Ion Ratio IR Vs MP% IR Vs CV%	Concentration [ True ] ng/mL	Q.C. Rec. {Area%CV}	Primary Transition	Confirmation Transition	Flag
3:3FTCA	(241.0 / 177.0) 76488 (241.0 / 117.0) 126603	(4.49, 0.90) (N/A, 0.00, 0.1)	595.3 737.4	1.6552 0.1 100.0	20.8762 [ 20.0000 ]	104.4%			IR1,
5:3FTCA	(341.0 / 236.7) 567673 (341.0 / 217.0) 896894	(6.80, 1.10) (N/A, 0.00, 0.0)	641.6 611.0	1.5799 100.0 100.0	20.2763 [ 20.0000 ]	101.4%			
7:3FTCA	(441.0 / 317.0) 640142 (441.0 / 337.0) 520585	(8.61, 1.40) (N/A, 0.00, 0.0)	508.9 519.5	0.8132 100.0 100.0	20.2604 [ 20.0000 ]	101.3%			
PFEESA	(315.0 / 135.0) 1272818 (315.0 / 83.0) 359740	(6.63, 1.08) (N/A, 0.00, -0.1)	792.9 757.0	0.2826 100.0 100.0	9.0145 [ 8.9246 ]	101.0%			
PFMPA	(229.0 / 85.0) 233654	(4.21, 0.84) (N/A, 0.00, 0.0)	963.4	N/A 0.0 0.0	10.1338 [ 10.0000 ]	101.3%			
PFMBA	(279.0 / 85.0) 752713	(5.40, 1.08) (N/A, 0.00, 0.0)	1153.2	N/A 0.0 0.0	10.0005 [ 10.0000 ]	100.0%			
NFDHA	(201.0 / 85.0) 25433 (295.0 / 201.0) 209572	(6.04, 0.98) (N/A, 0.00, -0.3)	326.6 675.8	8.2401 1.0 100.0	9.2745 [ 10.0000 ]	92.7%			IR1,
13C3_PFBA_IIS	(216.0 / 172.0) 92277	(3.71, N/A) (N/A, 0.00, N/A)	689.1	N/A	1.0554 [ 1.0000 ]	105.5% { 100.0% }			
13C2_PFHxA_IIS	(315.1 / 270.0) 125835	(6.16, N/A) (N/A, 0.00, N/A)	505.5	N/A	0.9564 [ 1.0000 ]	95.6% { 100.0% }			
13C4_PFOA_IIS	(417.0 / 372.0) 127226	(7.91, N/A) (N/A, 0.00, N/A)	620.2	N/A	1.0164 [ 1.0000 ]	101.6% { 100.0% }			
13C5_PFNA_IIS	(468.0 / 423.0) 109934	(8.64, N/A) (N/A, 0.00, N/A)	325.6	N/A	1.1013 [ 1.0000 ]	110.1% { 100.0% }			

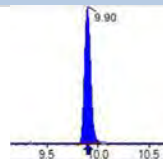
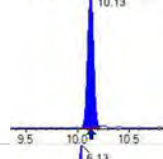
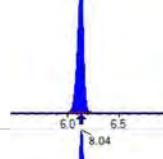
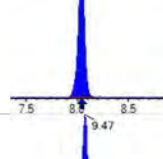
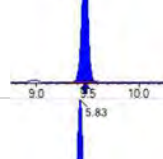
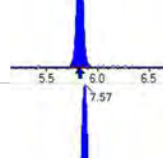
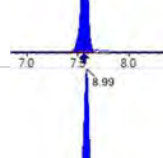
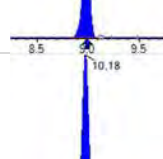
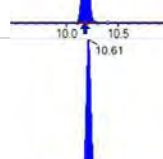
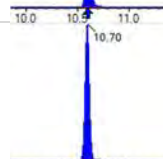



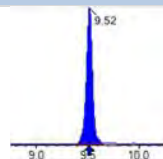
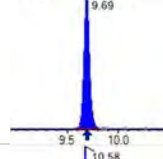
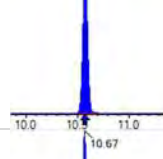
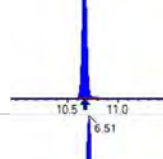
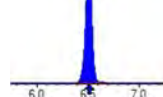
Chemist: DAG  
 Instrument: Saphira  
 Type: Sciex Q3 5500

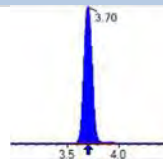
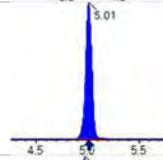
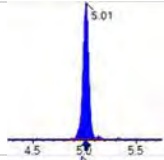
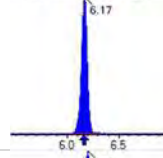
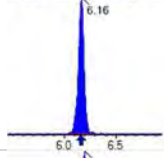
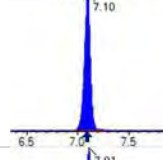
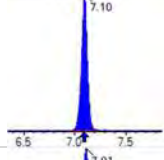
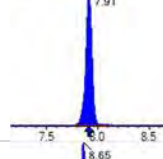
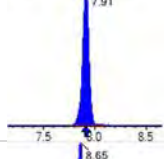
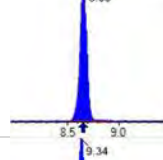
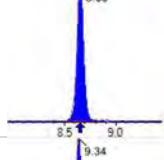
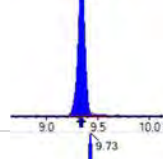
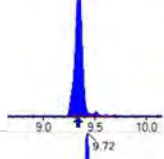
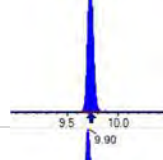
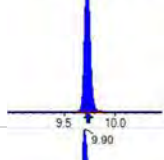
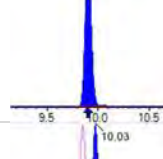
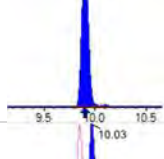
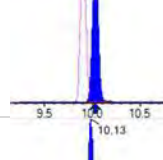
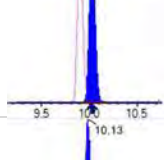
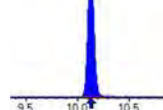
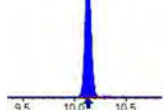
Sample I.D.: SB03856-CAL5  
 DF, IV: 1, 10.0µL  
 Acquisition Method: 1633 2022-12-13.dam

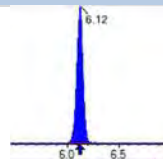
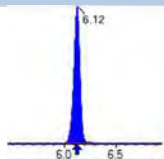
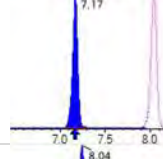
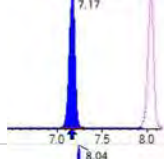
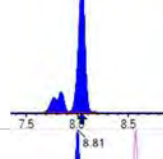
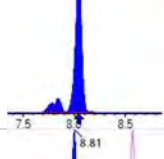
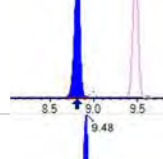
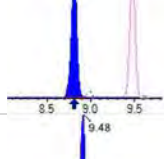
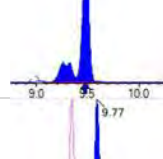
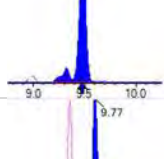
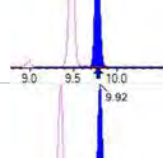
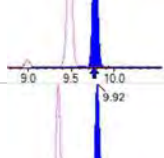
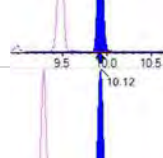
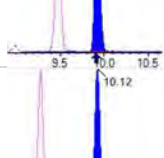
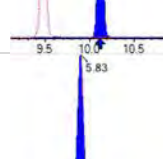
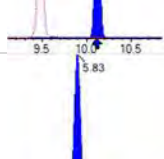
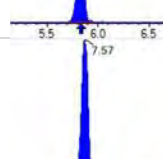
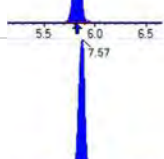
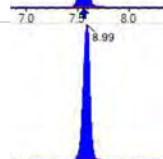
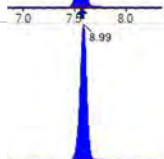

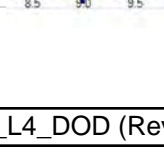
Quant Method: 1633 - 2022-12-15A  
 Path: S2022-12-15A (5)  
 Acquired: 2022/12/15 - 13:24

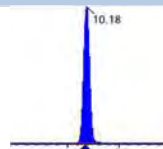
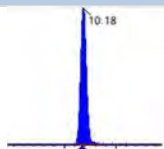
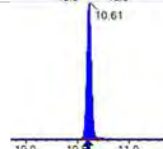
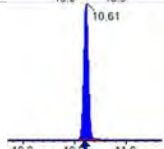
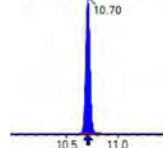
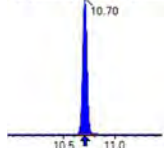
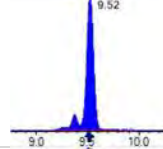
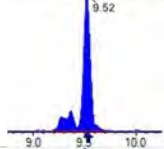
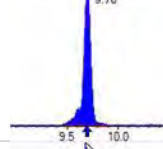
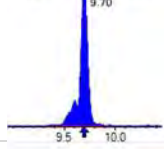
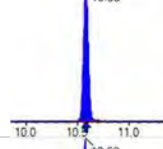
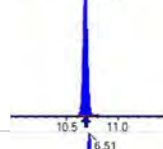
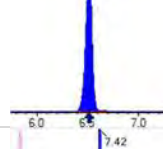
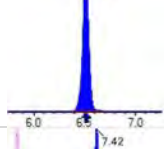
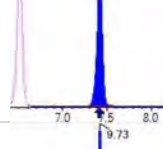
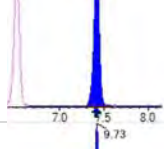
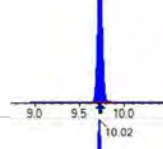
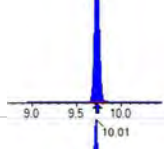
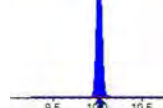
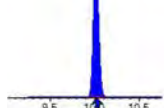
Analyte	(Q1 / Q3) Area Counts*min	R.T. (R.T [min], R.R.T.) (ΔRT-I[min], ΔRT-CV[min], ΔRT ion[s])	S / N	Ion Ratio IR Vs MP% IR Vs CV%	Concentration [ True ] ng/mL	Q.C. Rec. {Area%CV}	Primary Transition	Confirmation Transition	Flag
13C2_PFDA_IIS	(515.1 / 470.1) 98265	(9.32, N/A) (N/A, 0.00, N/A)	259.4	N/A	0.9476 [ 1.0000 ]	94.8% { 100.0% }			
18O2_PFHxS_IIS	(403.0 / 83.9) 252897	(8.04, N/A) (N/A, 0.00, N/A)	712.4	N/A	1.0690 [ 1.0000 ]	106.9% { 100.0% }			
13C4_PFOS_IIS	(502.8 / 79.9) 220792	(9.47, N/A) (N/A, 0.00, N/A)	458.4	N/A	1.1005 [ 1.0000 ]	110.1% { 100.0% }			
13C4_PFBA_EIS	(217.0 / 172.0) 724958	(3.71, N/A) (N/A, 0.00, N/A)	802.1	N/A	7.5883 [ 8.0000 ]	94.9% { 100.0% }			
13C5_PFPeA_EIS	(267.9 / 223.0) 377420	(5.01, N/A) (N/A, 0.00, N/A)	894.5	N/A	4.0740 [ 4.0000 ]	101.8% { 100.0% }			
13C5_PFHxA_EIS	(318.0 / 273.0) 303094	(6.16, N/A) (N/A, 0.00, N/A)	769.8	N/A	2.0461 [ 2.0000 ]	102.3% { 100.0% }			
13C4_PFHpA_EIS	(367.0 / 322.0) 274111	(7.10, N/A) (N/A, 0.00, N/A)	732.2	N/A	2.0945 [ 2.0000 ]	104.7% { 100.0% }			
13C8_PFOA_EIS	(421.0 / 376.0) 253333	(7.91, N/A) (N/A, 0.00, N/A)	487.6	N/A	1.8020 [ 2.0000 ]	90.1% { 100.0% }			
13C9_PFNA_EIS	(472.0 / 427.0) 104539	(8.65, N/A) (N/A, 0.00, N/A)	398.6	N/A	0.8706 [ 1.0000 ]	87.1% { 100.0% }			
13C6_PFDA_EIS	(519.0 / 474.0) 142605	(9.33, N/A) (N/A, 0.00, N/A)	368.5	N/A	1.0710 [ 1.0000 ]	107.1% { 100.0% }			
13C7_PFUnA_EIS	(570.0 / 525.0) 187115	(9.72, N/A) (N/A, 0.00, N/A)	305.1	N/A	0.9760 [ 1.0000 ]	97.6% { 100.0% }			

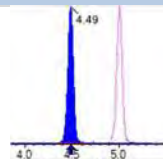
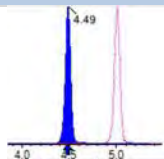
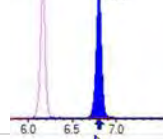
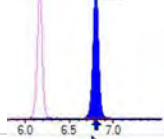
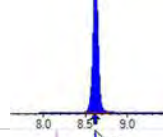
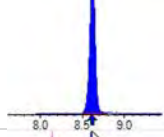
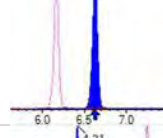
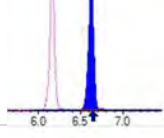
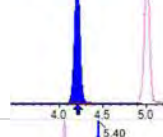
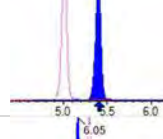
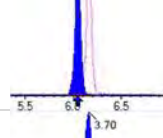
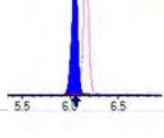
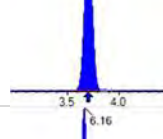
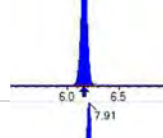
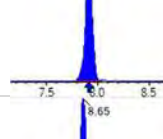
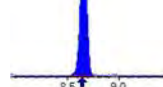
Analyte	(Q1 / Q3) Area Counts*min	R.T. (R.T [min], R.R.T.) ( $\Delta$ RT-I[ $\mu$ min], $\Delta$ RT-CV[ $\mu$ min], $\Delta$ RT ion[s])	S / N	Ion Ratio IR Vs MP% IR Vs CV%	Concentration [ True ] ng/mL	Q.C. Rec. {Area%CV}	Primary Transition	Confirmation Transition	Flag
13C2_PFDa_EIS	(615.0 / 570.0) 215682	(9.90, N/A) (N/A, 0.00, N/A)	633.3	N/A	0.9975 [ 1.0000 ]	99.8% { 100.0% }			
13C2_PFTeDA_EIS	(715.0 / 670.0) 120947	(10.13, N/A) (N/A, 0.00, N/A)	334.0	N/A	0.9204 [ 1.0000 ]	92.0% { 100.0% }			
13C3_PFBs_EIS	(302.0 / 80.0) 759125	(6.13, N/A) (N/A, 0.00, N/A)	720.9	N/A	1.8379 [ 2.0000 ]	91.9% { 100.0% }			
13C3_PFHxS_EIS	(402.0 / 80.0) 385319	(8.04, N/A) (N/A, 0.00, N/A)	816.0	N/A	1.7989 [ 2.0000 ]	89.9% { 100.0% }			
13C8_PFOS_EIS	(507.0 / 80.0) 668208	(9.47, N/A) (N/A, 0.00, N/A)	316.9	N/A	1.8424 [ 2.0000 ]	92.1% { 100.0% }			
13C2_4:2FTS_EIS	(329.0 / 81.0) 88181	(5.83, N/A) (N/A, 0.00, N/A)	514.3	N/A	3.7862 [ 4.0000 ]	94.7% { 100.0% }			
13C2_6:2FTS_EIS	(429.0 / 81.0) 106822	(7.57, N/A) (N/A, 0.00, N/A)	555.3	N/A	3.5790 [ 4.0000 ]	89.5% { 100.0% }			
13C2_8:2FTS_EIS	(529.0 / 81.0) 94461	(8.99, N/A) (N/A, 0.00, N/A)	419.1	N/A	3.5302 [ 4.0000 ]	88.3% { 100.0% }			
13C8_PFOsa_EIS	(506.0 / 78.0) 972879	(10.18, N/A) (N/A, 0.00, N/A)	741.4	N/A	1.8431 [ 2.0000 ]	92.2% { 100.0% }			
D3_NMeFOSA_EIS	(515.0 / 169.0) 239983	(10.61, N/A) (N/A, 0.00, N/A)	1007.5	N/A	1.8250 [ 2.0000 ]	91.2% { 100.0% }			
D5_NeIFOSA_EIS	(531.1 / 169.0) 230010	(10.70, N/A) (N/A, 0.00, N/A)	1302.1	N/A	1.8732 [ 2.0000 ]	93.7% { 100.0% }			

Analyte	(Q1 / Q3) Area Counts*min	R.T. (R.T [min], R.R.T.) ( $\Delta$ RT-I[ $\mu$ min], $\Delta$ RT-CV[ $\mu$ min], $\Delta$ RT ion[s])	S / N	Ion Ratio IR Vs MP% IR Vs CV%	Concentration [ True ] ng/mL	Q.C. Rec. {Area%CV}	Primary Transition	Confirmation Transition	Flag
D3_MeFOSAA_EIS	( 573.0 / 419.0 ) 284942	( 9.52, N/A ) ( N/A, 0.00, N/A )	266.4	N/A	3.3492 [ 4.0000 ]	83.7% { 100.0% }			
D5_EtFOSAA_EIS	( 589.0 / 419.0 ) 256164	( 9.69, N/A ) ( N/A, 0.00, N/A )	410.2	N/A	3.6229 [ 4.0000 ]	90.6% { 100.0% }			
D7_NMeFOSE_EIS	( 623.2 / 58.9 ) 500857	( 10.58, N/A ) ( N/A, 0.00, N/A )	945.2	N/A	19.8009 [ 20.0000 ]	99.0% { 100.0% }			
D9_NEtFOSE_EIS	( 639.2 / 58.9 ) 264883	( 10.67, N/A ) ( N/A, 0.00, N/A )	948.4	N/A	19.4465 [ 20.0000 ]	97.2% { 100.0% }			
13C3_HFPODA_EIS	( 287.0 / 169.0 ) 743568	( 6.51, N/A ) ( N/A, 0.00, N/A )	960.8	N/A	8.2443 [ 8.0000 ]	103.1% { 100.0% }			

Analyte	(Q1 / Q3) Area Counts*min	R.T. (R.T [min], R.R.T.) ( $\Delta$ RT-[min], $\Delta$ RT- CV[min], $\Delta$ RT ion[s])	S / N	Ion Ratio IR Vs MP% IR Vs CV%	Concentration [ True ] ng/mL	Q.C. Rec. {Area%CV}	Primary Transition	Confirmation Transition	Flag
PFBA	(212.9 / 169.0) 2473553	(3.70, 1.00) (0.00, N/A, 0.0)	63.3	N/A 0.0 0.0	41.7905 [ 40.0000 ]	104.5%			
PFPeA	(262.9 / 219.0) 1826970 (262.9 / 69.0) 20972	(5.01, 1.00) (0.00, N/A, -0.2)	787.5 517.2	0.0115 13449.8 112.4	20.6581 [ 20.0000 ]	103.3%			
PFHxA	(313.0 / 269.0) 1400727 (313.0 / 119.0) 130525	(6.17, 1.00) (0.00, N/A, 0.1)	793.7 542.8	0.0932 95.0 95.0	9.8261 [ 10.0000 ]	98.3%			
PFHpA	(363.0 / 319.0) 1381598 (363.0 / 169.0) 387158	(7.10, 1.00) (0.00, N/A, 0.0)	739.5 758.5	0.2802 89.7 89.7	11.3557 [ 10.0000 ]	113.6%			
PFOA	(413.0 / 369.0) 1279298 (413.0 / 169.0) 408618	(7.91, 1.00) (0.00, N/A, 0.1)	680.7 708.8	0.3194 94.8 94.8	9.7211 [ 10.0000 ]	97.2%			
PFNA	(463.0 / 419.0) 950315 (463.0 / 169.0) 220614	(8.65, 1.00) (0.00, N/A, 0.0)	574.5 145.9	0.2321 115.7 115.7	10.2092 [ 10.0000 ]	102.1%			
PFDA	(513.0 / 469.0) 1303580 (513.0 / 169.0) 128952	(9.34, 1.00) (0.00, N/A, -0.1)	472.4 297.2	0.0989 124.3 124.3	10.6710 [ 10.0000 ]	106.7%			
PFUnA	(563.0 / 519.0) 1478554 (563.0 / 169.0) 137019	(9.73, 1.00) (0.00, N/A, 0.1)	692.9 1538.6	0.0927 82.7 82.7	10.1484 [ 10.0000 ]	101.5%			
PFDoA	(613.0 / 569.0) 1967099 (613.0 / 169.0) 259105	(9.90, 1.00) (0.00, N/A, 0.2)	1601.9 513.2	0.1317 104.9 104.9	10.5665 [ 10.0000 ]	105.7%			
PFTrDA	(663.0 / 619.0) 1795477 (663.0 / 169.0) 330817	(10.03, 1.01) (N/A, 0.01, 0.2)	1258.5 509.4	0.1843 88.1 88.1	11.6868 [ 10.0000 ]	116.9%			
PFTeDA	(713.0 / 669.0) 1445140 (713.0 / 169.0) 246046	(10.13, 1.00) (0.00, N/A, -0.1)	682.6 556.2	0.1703 75.0 75.0	8.8128 [ 10.0000 ]	88.1%			

Analyte	(Q1 / Q3) Area Counts*min	R.T. (R.T [min], R.R.T.) ( $\Delta$ RT-[min], $\Delta$ RT- CV[min], $\Delta$ RT ion[s])	S / N	Ion Ratio IR Vs MP% IR Vs CV%	Concentration [ True ] ng/mL	Q.C. Rec. {Area%CV}	Primary Transition	Confirmation Transition	Flag
PFBS	( 298.9 / 80.0 ) 1957666 ( 298.9 / 99.0 ) 1215189	( 6.12 , 1.00 ) ( 0.00 , N/A , -0.1)	1141.5 761.2	0.6207 91.3 91.3	8.9834 [ 8.8473 ]	101.5%			
PFPeS	( 349.0 / 80.0 ) 3833912 ( 349.0 / 99.0 ) 1305229	( 7.17 , 0.89 ) ( N/A , 0.01 , 0.1)	889.1 876.6	0.3404 91.2 91.2	10.2061 [ 9.3838 ]	108.8%			
PFHxS	( 399.0 / 80.0 ) 2726279 ( 399.0 / 99.0 ) 950721	( 8.04 , 1.00 ) ( 0.00 , N/A , 0.2)	2847.5 3480.3	0.3487 101.7 101.7	8.5609 [ 9.1098 ]	94.0%			
PFHpS	( 449.0 / 80.0 ) 2866495 ( 449.0 / 99.0 ) 775679	( 8.81 , 0.93 ) ( N/A , 0.01 , 0.1)	869.2 711.1	0.2706 92.2 92.2	9.9295 [ 9.5141 ]	104.4%			
PFOS	( 499.0 / 80.0 ) 3349843 ( 499.0 / 99.0 ) 747472	( 9.48 , 1.00 ) ( 0.00 , N/A , 0.0)	165.8 177.9	0.2231 97.6 97.6	9.3597 [ 9.2749 ]	100.9%			
PFNS	( 549.0 / 80.0 ) 3972744 ( 549.0 / 99.0 ) 1014742	( 9.77 , 1.03 ) ( N/A , 0.00 , -0.1)	718.6 683.1	0.2554 102.4 102.4	9.6532 [ 9.5989 ]	100.6%			
PFDS	( 599.0 / 80.0 ) 4844974 ( 599.0 / 99.0 ) 1295975	( 9.92 , 1.05 ) ( N/A , 0.00 , 0.0)	689.2 927.5	0.2675 104.9 104.9	9.5406 [ 9.6311 ]	99.1%			
PFDoS	( 698.9 / 80.0 ) 2774144 ( 698.9 / 99.0 ) 625888	( 10.12 , 1.07 ) ( N/A , 0.01 , 0.0)	879.2 849.9	0.2256 109.8 109.8	10.4655 [ 9.6956 ]	107.9%			
4:2FTS	( 327.0 / 307.0 ) 2716095 ( 327.0 / 81.0 ) 1479536	( 5.83 , 1.00 ) ( 0.00 , N/A , 0.0)	943.5 964.5	0.5447 109.0 109.0	38.7521 [ 37.3811 ]	103.7%			
6:2FTS	( 427.0 / 407.0 ) 1693098 ( 427.0 / 81.0 ) 1169620	( 7.57 , 1.00 ) ( 0.00 , N/A , 0.0)	875.1 923.0	0.6908 96.4 96.4	38.1195 [ 37.9617 ]	100.4%			
8:2FTS	( 527.0 / 507.0 ) 1479732 ( 527.0 / 81.0 ) 898218	( 8.99 , 1.00 ) ( 0.01 , N/A , 0.1)	777.3 440.9	0.6070 86.3 86.3	42.3415 [ 38.3315 ]	110.5%			

Analyte	(Q1 / Q3) Area Counts*min	R.T. (R.T [min], R.R.T.) ( $\Delta$ RT-I[ $\mu$ min], $\Delta$ RT-CV[ $\mu$ min], $\Delta$ RT ion[s])	S / N	Ion Ratio IR Vs MP% IR Vs CV%	Concentration [ True ] ng/mL	Q.C. Rec. {Area%CV}	Primary Transition	Confirmation Transition	Flag
PFOSA	(498.0 / 78.0) 4887000 (498.0 / 478.0) 111398	(10.18, 1.00) (0.00, N/A, 0.1)	972.0 305.6	0.0228 96.4 96.4	10.2920 [ 10.0000 ]	102.9%			
NMeFOSA	(511.9 / 219.0) 4072979 (511.9 / 169.0) 2619505	(10.61, 1.00) (0.00, N/A, 0.0)	943.8 1001.2	0.6431 92.2 92.2	40.8060 [ 40.0000 ]	102.0%			
NEIFOSA	(526.0 / 219.0) 4241681 (526.0 / 169.0) 4520678	(10.70, 1.00) (0.00, N/A, 0.0)	1521.4 1283.2	1.0658 94.6 94.6	41.6272 [ 40.0000 ]	104.1%			
NMeFOSAA	(570.0 / 419.0) 549483 (570.0 / 483.0) 278477	(9.52, 1.00) (0.01, N/A, 0.2)	359.3 348.3	0.5068 107.9 107.9	10.0643 [ 10.0000 ]	100.6%			
NEIFOSAA	(584.0 / 419.0) 574086 (584.0 / 526.0) 330066	(9.70, 1.00) (0.01, N/A, 0.1)	1020.8 253287.6	0.5749 74.6 74.6	10.0002 [ 10.0000 ]	100.0%			
NMeFOSE	(616.1 / 59.0) 1281909	(10.58, 1.00) (0.01, N/A, 0.0)	988.9	N/A 0.0 0.0	42.9202 [ 40.0000 ]	107.3%			
NEIFOSE	(630.0 / 59.0) 321577	(10.68, 1.00) (0.01, N/A, 0.0)	1562.9	N/A 0.0 0.0	38.8273 [ 40.0000 ]	97.1%			
HFPO-DA	(285.0 / 169.0) 1218037 (285.0 / 185.0) 3186706	(6.51, 1.00) (0.00, N/A, 0.1)	777.8 832.6	2.6163 102.6 102.6	20.8267 [ 20.0000 ]	104.1%			
ADONA	(377.0 / 85.0) 4439291 (377.0 / 251.0) 555702	(7.42, 1.14) (N/A, 0.01, 0.1)	905.6 656.4	0.1252 99.8 99.8	18.3103 [ 18.8540 ]	97.1%			
9CI-PF3ONS	(531.0 / 351.0) 13396931 (533.0 / 353.0) 4040625	(9.73, 1.49) (N/A, 0.01, 0.1)	854.2 873.7	0.3016 95.2 95.2	19.4852 [ 18.6651 ]	104.4%			
11CI-PF3OUDS	(631.0 / 451.0) 8895076 (633.0 / 453.0) 2551133	(10.02, 1.54) (N/A, 0.01, 0.2)	1095.5 1102.8	0.2868 98.0 98.0	19.6337 [ 18.8642 ]	104.1%			

Analyte	(Q1 / Q3) Area Counts*min	R.T. (R.T [min], R.R.T.) ( $\Delta$ RT-[min], $\Delta$ RT- CV[min], $\Delta$ RT ion[s])	S / N	Ion Ratio IR Vs MP% IR Vs CV%	Concentration [ True ] ng/mL	Q.C. Rec. {Area%CV}	Primary Transition	Confirmation Transition	Flag
3:3FTCA	(241.0 / 177.0) 158571 (241.0 / 117.0) 264255	(4.49, 0.90) (N/A, 0.00, 0.0)	775.1 775.1	1.6665 0.1 100.7	41.8046 [ 40.0000 ]	104.5%			IR1,
5:3FTCA	(341.0 / 236.7) 1161224 (341.0 / 217.0) 1823387	(6.80, 1.10) (N/A, 0.00, 0.0)	698.6 785.3	1.5702 99.4 99.4	40.0047 [ 40.0000 ]	100.0%			
7:3FTCA	(441.0 / 317.0) 1352352 (441.0 / 337.0) 1111110	(8.62, 1.40) (N/A, 0.01, 0.1)	540.1 522.9	0.8216 101.0 101.0	41.2825 [ 40.0000 ]	103.2%			
PFEESA	(315.0 / 135.0) 2631622 (315.0 / 83.0) 755392	(6.62, 1.07) (N/A, 0.00, 0.0)	873.5 905.5	0.2870 101.6 101.6	17.9765 [ 17.8492 ]	100.7%			
PFMPA	(229.0 / 85.0) 484789	(4.21, 0.84) (N/A, 0.00, 0.0)	1336.6	N/A 0.0 0.0	20.3092 [ 20.0000 ]	101.5%			
PFMBA	(279.0 / 85.0) 1598827	(5.40, 1.08) (N/A, 0.00, 0.0)	952.1	N/A 0.0 0.0	20.5179 [ 20.0000 ]	102.6%			
NFDHA	(201.0 / 85.0) 64179 (295.0 / 201.0) 442492	(6.05, 0.98) (N/A, 0.01, 0.0)	562.5 668.7	6.8947 0.9 83.7	22.7396 [ 20.0000 ]	113.7%			IR1,
13C3_PFBa_IIS	(216.0 / 172.0) 89314	(3.70, N/A) (N/A, 0.00, N/A)	731.0	N/A	1.0216 [ 1.0000 ]	102.2% { 96.8% }			
13C2_PFHxA_IIS	(315.1 / 270.0) 145545	(6.16, N/A) (N/A, 0.00, N/A)	789.6	N/A	1.1062 [ 1.0000 ]	110.6% { 115.7% }			
13C4_PFOA_IIS	(417.0 / 372.0) 128009	(7.91, N/A) (N/A, 0.01, N/A)	534.2	N/A	1.0227 [ 1.0000 ]	102.3% { 100.6% }			
13C5_PFNAl_IIS	(468.0 / 423.0) 104958	(8.65, N/A) (N/A, 0.01, N/A)	456.0	N/A	1.0515 [ 1.0000 ]	105.1% { 95.5% }			

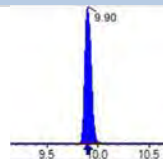
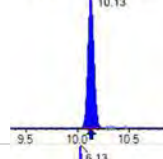
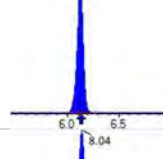
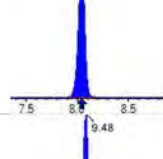
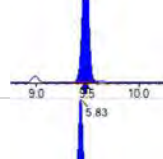
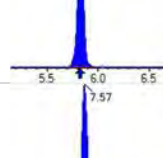
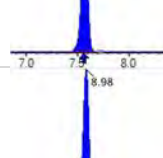
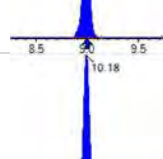
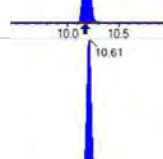
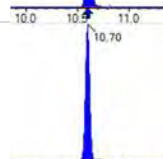



Chemist: DAG  
 Instrument: Saphira  
 Type: Sciex Q3 5500

Sample I.D.: SB03856-CAL6  
 DF, IV: 1, 10.0µL  
 Acquisition Method: 1633 2022-12-13.dam

Quant Method: 1633 - 2022-12-15A  
 Path: S2022-12-15A (6)  
 Acquired: 2022/12/15 - 13:37

Analyte	(Q1 / Q3) Area Counts*min	R.T. (R.T [min], R.R.T.) (ΔRT-I[min], ΔRT-CV[min], ΔRT ion[s])	S / N	Ion Ratio IR Vs MP% IR Vs CV%	Concentration [ True ] ng/mL	Q.C. Rec. {Area%CV}	Primary Transition	Confirmation Transition	Flag
13C2_PFDA_IIS	(515.1 / 470.1) 108132	(9.33, N/A) (N/A, 0.01, N/A)	387.5	N/A	1.0427 [ 1.0000 ]	104.3% { 110.0% }			
18O2_PFHxS_IIS	(403.0 / 83.9) 255747	(8.04, N/A) (N/A, 0.01, N/A)	675.0	N/A	1.0810 [ 1.0000 ]	108.1% { 101.1% }			
13C4_PFOS_IIS	(502.8 / 79.9) 225377	(9.48, N/A) (N/A, 0.01, N/A)	555.8	N/A	1.1234 [ 1.0000 ]	112.3% { 102.1% }			
13C4_PFBA_EIS	(217.0 / 172.0) 712942	(3.70, N/A) (N/A, -0.01, N/A)	842.4	N/A	7.7101 [ 8.0000 ]	96.4% { 98.3% }			
13C5_PFPeA_EIS	(267.9 / 223.0) 390737	(5.01, N/A) (N/A, 0.00, N/A)	718.8	N/A	3.6465 [ 4.0000 ]	91.2% { 103.5% }			
13C5_PFHxA_EIS	(318.0 / 273.0) 314247	(6.16, N/A) (N/A, 0.00, N/A)	681.5	N/A	1.8341 [ 2.0000 ]	91.7% { 103.7% }			
13C4_PFHpA_EIS	(367.0 / 322.0) 269474	(7.09, N/A) (N/A, 0.00, N/A)	667.5	N/A	1.7802 [ 2.0000 ]	89.0% { 98.3% }			
13C8_PFOA_EIS	(421.0 / 376.0) 277696	(7.91, N/A) (N/A, 0.00, N/A)	581.5	N/A	1.9632 [ 2.0000 ]	98.2% { 109.6% }			
13C9_PFNA_EIS	(472.0 / 427.0) 110159	(8.65, N/A) (N/A, 0.00, N/A)	303.2	N/A	0.9609 [ 1.0000 ]	96.1% { 105.4% }			
13C6_PFDA_EIS	(519.0 / 474.0) 132503	(9.33, N/A) (N/A, 0.00, N/A)	411.2	N/A	0.9043 [ 1.0000 ]	90.4% { 92.9% }			
13C7_PFUnA_EIS	(570.0 / 525.0) 195488	(9.73, N/A) (N/A, 0.01, N/A)	470.2	N/A	0.9266 [ 1.0000 ]	92.7% { 104.5% }			

Analyte	(Q1 / Q3) Area Counts*min	R.T. (R.T [min], R.R.T.) ( $\Delta$ RT-[min], $\Delta$ RT- CV[min], $\Delta$ RT ion[s])	S / N	Ion Ratio IR Vs MP% IR Vs CV%	Concentration [ True ] ng/mL	Q.C. Rec. {Area%CV}	Primary Transition	Confirmation Transition	Flag
13C2_PFDa_EIS	(615.0 / 570.0) 232409	(9.90, N/A) (N/A, 0.01, N/A)	875.5	N/A	0.9768 [ 1.0000 ]	97.7% { 107.8% }			
13C2_PFTeDA_EIS	(715.0 / 670.0) 171341	(10.13, N/A) (N/A, 0.00, N/A)	361.1	N/A	1.1849 [ 1.0000 ]	118.5% { 141.7% }			
13C3_PFBs_EIS	(302.0 / 80.0) 797888	(6.13, N/A) (N/A, 0.00, N/A)	707.4	N/A	1.9102 [ 2.0000 ]	95.5% { 105.1% }			
13C3_PFHxS_EIS	(402.0 / 80.0) 400481	(8.04, N/A) (N/A, 0.00, N/A)	704.9	N/A	1.8488 [ 2.0000 ]	92.4% { 103.9% }			
13C8_PFOS_EIS	(507.0 / 80.0) 651265	(9.48, N/A) (N/A, 0.01, N/A)	285.0	N/A	1.7591 [ 2.0000 ]	88.0% { 97.5% }			
13C2_4:2FTS_EIS	(329.0 / 81.0) 87909	(5.83, N/A) (N/A, 0.00, N/A)	707.6	N/A	3.7325 [ 4.0000 ]	93.3% { 99.7% }			
13C2_6:2FTS_EIS	(429.0 / 81.0) 115065	(7.57, N/A) (N/A, 0.00, N/A)	664.2	N/A	3.8122 [ 4.0000 ]	95.3% { 107.7% }			
13C2_8:2FTS_EIS	(529.0 / 81.0) 95371	(8.98, N/A) (N/A, 0.00, N/A)	399.9	N/A	3.5245 [ 4.0000 ]	88.1% { 101.0% }			
13C8_PFOsa_EIS	(506.0 / 78.0) 954124	(10.18, N/A) (N/A, 0.00, N/A)	826.3	N/A	1.7708 [ 2.0000 ]	88.5% { 98.1% }			
D3_NMeFOSA_EIS	(515.0 / 169.0) 250206	(10.61, N/A) (N/A, 0.00, N/A)	736.3	N/A	1.8640 [ 2.0000 ]	93.2% { 104.3% }			
D5_NEiFOSA_EIS	(531.1 / 169.0) 223481	(10.70, N/A) (N/A, 0.00, N/A)	1349.8	N/A	1.7830 [ 2.0000 ]	89.1% { 97.2% }			

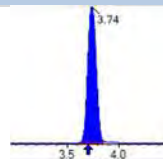
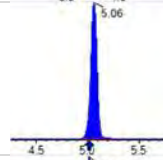
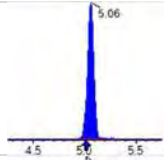
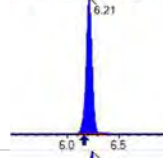
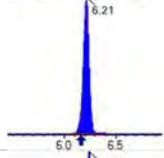
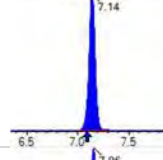
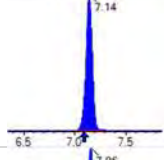
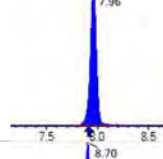
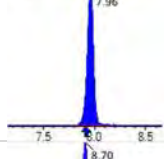
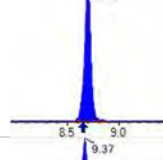
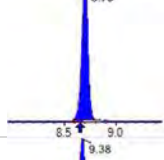
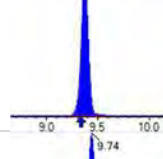
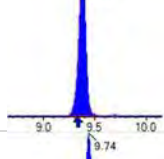
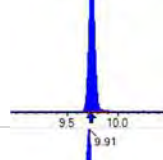
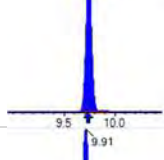
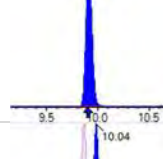
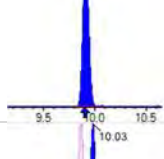
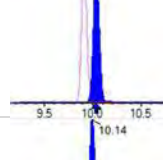
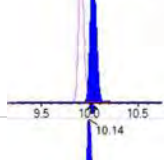
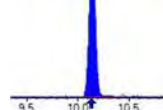
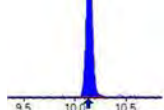


Chemist: DAG  
 Instrument: Saphira  
 Type: Sciex Q3 5500

Sample I.D.: SB03856-CAL6  
 DF, IV: 1, 10.0µL  
 Acquisition Method: 1633 2022-12-13.dam

Quant Method: 1633 - 2022-12-15A  
 Path: S2022-12-15A (6)  
 Acquired: 2022/12/15 - 13:37

Analyte	(Q1 / Q3) Area Counts*min	R.T. (R.T [min], R.R.T.) (ΔRT-I[min], ΔRT-CV[min], ΔRT ion[s])	S / N	Ion Ratio IR Vs MP% IR Vs CV%	Concentration [ True ] ng/mL	Q.C. Rec. {Area%CV}	Primary Transition	Confirmation Transition	Flag
D3_MeFOSAA_EIS	( 573.0 / 419.0 ) 301337	( 9.52, N/A ) ( N/A, 0.00, N/A )	337.2	N/A	3.4698 [ 4.0000 ]	86.7% { 105.8% }			
D5_EtFOSAA_EIS	( 589.0 / 419.0 ) 254738	( 9.69, N/A ) ( N/A, 0.00, N/A )	388.0	N/A	3.5294 [ 4.0000 ]	88.2% { 99.4% }			
D7_NMeFOSE_EIS	( 623.2 / 58.9 ) 469116	( 10.58, N/A ) ( N/A, 0.00, N/A )	787.1	N/A	18.1687 [ 20.0000 ]	90.8% { 93.7% }			
D9_NEtFOSE_EIS	( 639.2 / 58.9 ) 259487	( 10.67, N/A ) ( N/A, 0.00, N/A )	1188.7	N/A	18.6628 [ 20.0000 ]	93.3% { 98.0% }			
13C3_HFPODA_EIS	( 287.0 / 169.0 ) 765717	( 6.51, N/A ) ( N/A, 0.00, N/A )	1009.4	N/A	7.3402 [ 8.0000 ]	91.8% { 103.0% }			

Analyte	(Q1 / Q3) Area Counts*min	R.T. (R.T [min], R.R.T.) ( $\Delta$ RT-[min], $\Delta$ RT- CV[min], $\Delta$ RT ion[s])	S / N	Ion Ratio IR Vs MP% IR Vs CV%	Concentration [ True ] ng/mL	Q.C. Rec. {Area%CV}	Primary Transition	Confirmation Transition	Flag
PFBA	(212.9 / 169.0) 4511487	(3.74, 1.00) (0.00, N/A, 0.0)	62.1	N/A 0.0 0.0	79.1944 [ 80.0000 ]	99.0%			
PFPeA	(262.9 / 219.0) 3473618 (262.9 / 69.0) 38380	(5.06, 1.00) (0.00, N/A, 0.1)	961.4 533.5	0.0110 12945.6 108.1	42.6267 [ 40.0000 ]	106.6%			
PFHxA	(313.0 / 269.0) 2745514 (313.0 / 119.0) 266696	(6.21, 1.00) (0.00, N/A, -0.1)	945.8 555.3	0.0971 99.0 99.0	20.6603 [ 20.0000 ]	103.3%			
PFHpA	(363.0 / 319.0) 2377511 (363.0 / 169.0) 688725	(7.14, 1.00) (0.00, N/A, -0.1)	856.6 677.1	0.2897 92.7 92.7	19.4007 [ 20.0000 ]	97.0%			
PFOA	(413.0 / 369.0) 2750616 (413.0 / 169.0) 865497	(7.96, 1.00) (0.00, N/A, 0.0)	821.7 690.1	0.3147 93.4 93.4	20.3703 [ 20.0000 ]	101.9%			
PFNA	(463.0 / 419.0) 1798628 (463.0 / 169.0) 393871	(8.70, 1.00) (0.00, N/A, -0.1)	589.0 135.4	0.2190 109.1 109.1	19.1968 [ 20.0000 ]	96.0%			
PFDA	(513.0 / 469.0) 2454366 (513.0 / 169.0) 259918	(9.37, 1.00) (0.00, N/A, -0.4)	641.4 511.6	0.1059 133.1 133.1	20.7308 [ 20.0000 ]	103.7%			
PFUnA	(563.0 / 519.0) 2592927 (563.0 / 169.0) 280694	(9.74, 1.00) (0.00, N/A, 0.0)	517.7 427.5	0.1083 96.6 96.6	17.8070 [ 20.0000 ]	89.0%			
PFDoA	(613.0 / 569.0) 3556759 (613.0 / 169.0) 474664	(9.91, 1.00) (0.00, N/A, 0.1)	773.0 485.9	0.1335 106.3 106.3	18.3654 [ 20.0000 ]	91.8%			
PFTrDA	(663.0 / 619.0) 2628350 (663.0 / 169.0) 624857	(10.04, 1.01) (N/A, 0.01, 0.1)	942.9 413.5	0.2377 113.7 113.7	16.4453 [ 20.0000 ]	82.2%			
PFTeDA	(713.0 / 669.0) 2217979 (713.0 / 169.0) 497239	(10.14, 1.00) (0.00, N/A, 0.1)	686.2 714.8	0.2242 98.8 98.8	19.3782 [ 20.0000 ]	96.9%			

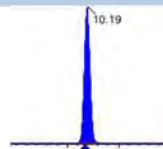
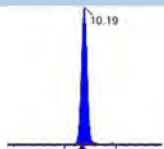
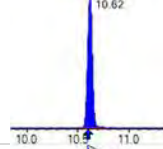
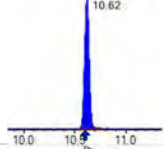
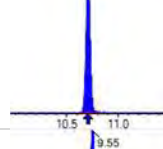
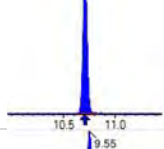
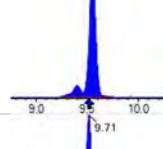
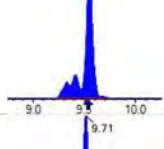
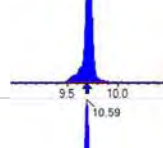
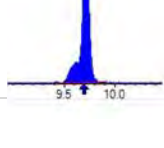
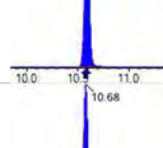
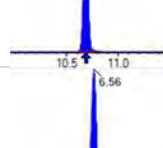
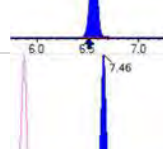
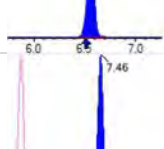
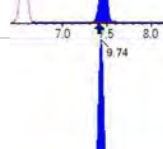
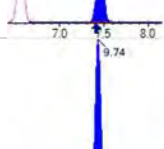
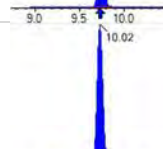
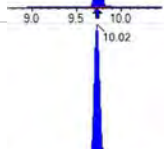

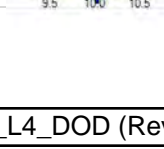


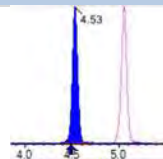
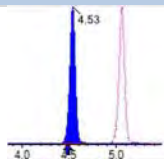
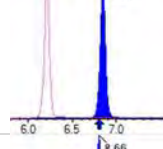
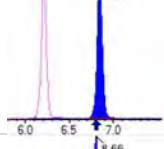
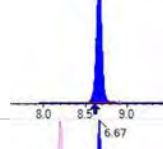
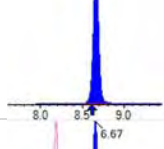
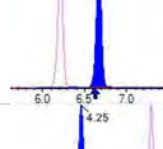
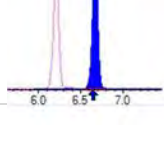
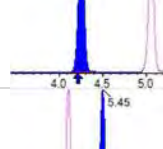
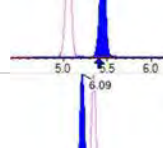
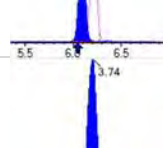
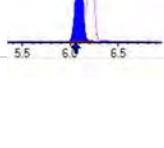
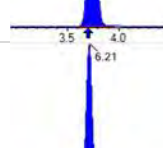
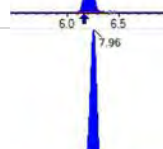
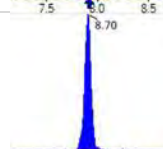

Chemist: DAG  
 Instrument: Saphira  
 Type: Sciex Q3 5500

Sample I.D.: SB03856-CAL7  
 DF, IV: 1, 10.0µL  
 Acquisition Method: 1633 2022-12-13.dam

Quant Method: 1633 - 2022-12-15A  
 Path: S2022-12-15A (7)  
 Acquired: 2022/12/15 - 13:50

Analyte	(Q1 / Q3) Area Counts*min	R.T. (R.T [min], R.R.T.) ( $\Delta$ RT-[min], $\Delta$ RT- CV[min], $\Delta$ RT ion[s])	S / N	Ion Ratio IR Vs MP% IR Vs CV%	Concentration [ True ] ng/mL	Q.C. Rec. {Area%CV}	Primary Transition	Confirmation Transition	Flag
PFBS	( 298.9 / 80.0 ) 3712453 ( 298.9 / 99.0 ) 2315898	( 6.17 , 1.00 ) ( 0.01 , N/A , 0.1 )	761.3 823.3	0.6238 91.7 91.7	19.0434 [ 17.6947 ]	107.6%			
PFPeS	( 349.0 / 80.0 ) 6610001 ( 349.0 / 99.0 ) 2412115	( 7.22 , 0.89 ) ( N/A , 0.05 , 0.1 )	901.8 788.9	0.3649 97.7 97.7	18.8632 [ 18.7676 ]	100.5%			
PFHxS	( 399.0 / 80.0 ) 5597788 ( 399.0 / 99.0 ) 1964254	( 8.09 , 1.00 ) ( 0.00 , N/A , 0.0 )	3562.0 3298.2	0.3509 102.4 102.4	18.8436 [ 18.2197 ]	103.4%			
PFHpS	( 449.0 / 80.0 ) 5167348 ( 449.0 / 99.0 ) 1387584	( 8.85 , 0.93 ) ( N/A , 0.05 , 0.3 )	573.3 663.2	0.2685 91.5 91.5	18.0603 [ 19.0281 ]	94.9%			
PFOS	( 499.0 / 80.0 ) 6675271 ( 499.0 / 99.0 ) 1465732	( 9.51 , 1.00 ) ( 0.00 , N/A , -0.1 )	134.0 261.1	0.2196 96.1 96.1	18.8185 [ 18.5499 ]	101.4%			
PFNS	( 549.0 / 80.0 ) 8147719 ( 549.0 / 99.0 ) 2096049	( 9.79 , 1.03 ) ( N/A , 0.01 , -0.1 )	955.0 861.6	0.2573 103.1 103.1	19.9755 [ 19.1977 ]	104.1%			
PFDS	( 599.0 / 80.0 ) 9469190 ( 599.0 / 99.0 ) 2380224	( 9.93 , 1.04 ) ( N/A , 0.02 , 0.2 )	983.5 1441.6	0.2514 98.6 98.6	18.8138 [ 19.2621 ]	97.7%			
PFDoS	( 698.9 / 80.0 ) 5085058 ( 698.9 / 99.0 ) 1057564	( 10.12 , 1.06 ) ( N/A , 0.01 , 0.0 )	1146.1 1190.6	0.2080 101.2 101.2	19.3557 [ 19.3913 ]	99.8%			
4:2FTS	( 327.0 / 307.0 ) 5239823 ( 327.0 / 81.0 ) 2989212	( 5.88 , 1.00 ) ( 0.00 , N/A , 0.1 )	941.0 890.3	0.5705 114.1 114.1	65.7114 [ 74.7622 ]	87.9%			
6:2FTS	( 427.0 / 407.0 ) 3034232 ( 427.0 / 81.0 ) 2154514	( 7.61 , 1.00 ) ( 0.00 , N/A , 0.0 )	988.8 1091.1	0.7101 99.1 99.1	74.4095 [ 75.9234 ]	98.0%			
8:2FTS	( 527.0 / 507.0 ) 2851246 ( 527.0 / 81.0 ) 1877965	( 9.03 , 1.00 ) ( 0.00 , N/A , -0.1 )	682.5 712.6	0.6586 93.6 93.6	67.2867 [ 76.6631 ]	87.8%			

Analyte	(Q1 / Q3) Area Counts*min	R.T. (R.T [min], R.R.T.) ( $\Delta$ RT-[min], $\Delta$ RT- CV[min], $\Delta$ RT ion[s])	S / N	Ion Ratio IR Vs MP% IR Vs CV%	Concentration [ True ] ng/mL	Q.C. Rec. {Area%CV}	Primary Transition	Confirmation Transition	Flag
PFOSA	(498.0 / 78.0) 9311493 (498.0 / 478.0) 214634	(10.19, 1.00) (0.00, N/A, -0.1)	1354.1 935.8	0.0231 97.5 97.5	19.6481 [ 20.0000 ]	98.2%			
NMeFOSA	(511.9 / 219.0) 6996515 (511.9 / 169.0) 4904697	(10.62, 1.00) (0.00, N/A, 0.1)	1475.4 1354.5	0.7010 100.5 100.5	69.4520 [ 80.0000 ]	86.8%			
NEIFOSA	(526.0 / 219.0) 7868329 (526.0 / 169.0) 8190292	(10.71, 1.00) (0.00, N/A, 0.0)	1307.7 1217.9	1.0409 92.4 92.4	75.2924 [ 80.0000 ]	94.1%			
NMeFOSAA	(570.0 / 419.0) 1214931 (570.0 / 483.0) 566427	(9.55, 1.00) (0.00, N/A, 0.1)	456.9 614.4	0.4662 99.3 99.3	19.2144 [ 20.0000 ]	96.1%			
NEIFOSAA	(584.0 / 419.0) 1150074 (584.0 / 526.0) 682283	(9.71, 1.00) (0.00, N/A, 0.0)	1014.7 8278.9	0.5933 77.0 77.0	24.0630 [ 20.0000 ]	120.3%			
NMeFOSE	(616.1 / 59.0) 2326736	(10.59, 1.00) (0.01, N/A, 0.0)	871.5	N/A 0.0 0.0	84.3517 [ 80.0000 ]	105.4%			
NEtFOSE	(630.0 / 59.0) 621358	(10.68, 1.00) (0.01, N/A, 0.0)	1110.1	N/A 0.0 0.0	79.5354 [ 80.0000 ]	99.4%			
HFPO-DA	(285.0 / 169.0) 2424724 (285.0 / 185.0) 6755443	(6.56, 1.00) (0.00, N/A, 0.0)	868.1 1056.8	2.7861 109.2 109.2	42.2552 [ 40.0000 ]	105.6%			
ADONA	(377.0 / 85.0) 8852350 (377.0 / 251.0) 1018733	(7.46, 1.14) (N/A, 0.05, 0.0)	1160.3 747.1	0.1151 91.8 91.8	37.2133 [ 37.7080 ]	98.7%			
9CI-Pf3ONS	(531.0 / 351.0) 23009665 (533.0 / 353.0) 7280282	(9.74, 1.49) (N/A, 0.02, 0.0)	717.7 586.6	0.3164 99.9 99.9	34.1089 [ 37.3302 ]	91.4%			
11CI-PF3OUDS	(631.0 / 451.0) 17065113 (633.0 / 453.0) 5067254	(10.02, 1.53) (N/A, 0.01, 0.0)	1003.4 701.7	0.2969 101.5 101.5	38.3902 [ 37.7283 ]	101.8%			

Analyte	(Q1 / Q3) Area Counts*min	R.T. (R.T [min], R.R.T.) ( $\Delta$ RT-I[ $\mu$ min], $\Delta$ RT-CV[ $\mu$ min], $\Delta$ RT ion[s])	S / N	Ion Ratio IR Vs MP% IR Vs CV%	Concentration [ True ] ng/mL	Q.C. Rec. {Area%CV}	Primary Transition	Confirmation Transition	Flag
3:3FTCA	(241.0 / 177.0) 300869 (241.0 / 117.0) 497887	(4.53, 0.90) (N/A, 0.04, -0.1)	820.2 887.5	1.6548 0.1 100.0	86.0833 [ 80.0000 ]	107.6%			IR1,
5:3FTCA	(341.0 / 236.7) 2259608 (341.0 / 217.0) 3850070	(6.85, 1.10) (N/A, 0.05, 0.2)	677.7 832.0	1.7039 107.8 107.8	83.5049 [ 80.0000 ]	104.4%			
7:3FTCA	(441.0 / 317.0) 2688883 (441.0 / 337.0) 2147482	(8.66, 1.40) (N/A, 0.05, 0.0)	674.0 607.6	0.7987 98.2 98.2	88.0507 [ 80.0000 ]	110.1%			
PFEESA	(315.0 / 135.0) 5046110 (315.0 / 83.0) 1418283	(6.67, 1.07) (N/A, 0.05, 0.1)	755.3 1102.8	0.2811 99.4 99.4	36.9763 [ 35.6984 ]	103.6%			
PFMPA	(229.0 / 85.0) 899149	(4.25, 0.84) (N/A, 0.04, 0.0)	1065.7	N/A 0.0 0.0	40.8802 [ 40.0000 ]	102.2%			
PFMBA	(279.0 / 85.0) 3081463	(5.45, 1.08) (N/A, 0.05, 0.0)	1003.1	N/A 0.0 0.0	42.9170 [ 40.0000 ]	107.3%			
NFDHA	(201.0 / 85.0) 109882 (295.0 / 201.0) 811415	(6.09, 0.98) (N/A, 0.05, 0.0)	696.0 497.4	7.3844 0.9 89.6	41.8613 [ 40.0000 ]	104.7%			IR1,
13C3_PFBA_IIS	(216.0 / 172.0) 85842	(3.74, N/A) (N/A, 0.03, N/A)	660.4	N/A	0.9818 [ 1.0000 ]	98.2% { 93.0% }			
13C2_PFHxA_IIS	(315.1 / 270.0) 142839	(6.21, N/A) (N/A, 0.05, N/A)	569.6	N/A	1.0856 [ 1.0000 ]	108.6% { 113.5% }			
13C4_PFOA_IIS	(417.0 / 372.0) 136659	(7.96, N/A) (N/A, 0.05, N/A)	579.1	N/A	1.0918 [ 1.0000 ]	109.2% { 107.4% }			
13C5_PFNA_IIS	(468.0 / 423.0) 86144	(8.70, N/A) (N/A, 0.06, N/A)	408.5	N/A	0.8630 [ 1.0000 ]	86.3% { 78.4% }			

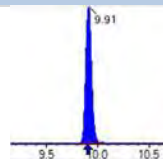
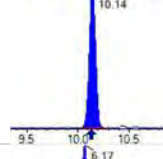
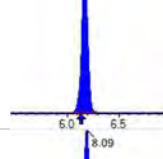
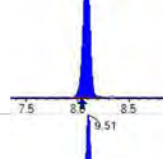
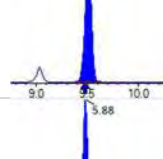
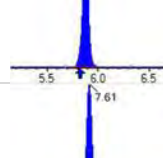
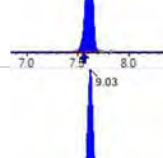
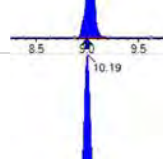
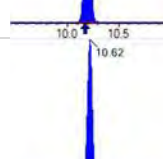
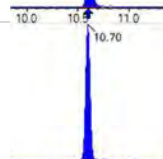



Chemist: DAG  
 Instrument: Saphira  
 Type: Sciex Q3 5500

Sample I.D.: SB03856-CAL7  
 DF, IV: 1, 10.0µL  
 Acquisition Method: 1633 2022-12-13.dam

Quant Method: 1633 - 2022-12-15A  
 Path: S2022-12-15A (7)  
 Acquired: 2022/12/15 - 13:50

Analyte	(Q1 / Q3) Area Counts*min	R.T. (R.T [min], R.R.T.) ( $\Delta$ RT-I[ $\mu$ min], $\Delta$ RT-CV[ $\mu$ min], $\Delta$ RT ion[s])	S / N	Ion Ratio IR Vs MP% IR Vs CV%	Concentration [ True ] ng/mL	Q.C. Rec. {Area%CV}	Primary Transition	Confirmation Transition	Flag
13C2_PFDA_IIS	(515.1 / 470.1) 114170	(9.37, N/A) (N/A, 0.04, N/A)	546.9	N/A	1.1009 [ 1.0000 ]	110.1% { 116.2% }			
18O2_PFHxS_IIS	(403.0 / 83.9) 238204	(8.08, N/A) (N/A, 0.05, N/A)	656.5	N/A	1.0069 [ 1.0000 ]	100.7% { 94.2% }			
13C4_PFOS_IIS	(502.8 / 79.9) 213057	(9.51, N/A) (N/A, 0.04, N/A)	490.2	N/A	1.0620 [ 1.0000 ]	106.2% { 96.5% }			
13C4_PFBA_EIS	(217.0 / 172.0) 686177	(3.74, N/A) (N/A, 0.03, N/A)	769.9	N/A	7.7208 [ 8.0000 ]	96.5% { 94.7% }			
13C5_PFPeA_EIS	(267.9 / 223.0) 360033	(5.06, N/A) (N/A, 0.05, N/A)	743.8	N/A	3.4237 [ 4.0000 ]	85.6% { 95.4% }			
13C5_PFHxA_EIS	(318.0 / 273.0) 292946	(6.21, N/A) (N/A, 0.05, N/A)	582.8	N/A	1.7422 [ 2.0000 ]	87.1% { 96.7% }			
13C4_PFHpA_EIS	(367.0 / 322.0) 271429	(7.14, N/A) (N/A, 0.04, N/A)	634.6	N/A	1.8271 [ 2.0000 ]	91.4% { 99.0% }			
13C8_PFOA_EIS	(421.0 / 376.0) 284935	(7.96, N/A) (N/A, 0.05, N/A)	803.7	N/A	1.8869 [ 2.0000 ]	94.3% { 112.5% }			
13C9_PFNA_EIS	(472.0 / 427.0) 110881	(8.69, N/A) (N/A, 0.04, N/A)	482.2	N/A	1.1784 [ 1.0000 ]	117.8% { 106.1% }			
13C6_PFDA_EIS	(519.0 / 474.0) 128415	(9.37, N/A) (N/A, 0.04, N/A)	372.9	N/A	0.8301 [ 1.0000 ]	83.0% { 90.0% }			
13C7_PFUnA_EIS	(570.0 / 525.0) 195380	(9.74, N/A) (N/A, 0.02, N/A)	331.4	N/A	0.8771 [ 1.0000 ]	87.7% { 104.4% }			

Analyte	(Q1 / Q3) Area Counts*min	R.T. (R.T [min], R.R.T.) ( $\Delta$ RT-I[ $\mu$ min], $\Delta$ RT- CV[ $\mu$ min], $\Delta$ RT ion[s])	S / N	Ion Ratio IR Vs MP% IR Vs CV%	Concentration [ True ] ng/mL	Q.C. Rec. {Area%CV}	Primary Transition	Confirmation Transition	Flag
13C2_PFDa_EIS	(615.0 / 570.0) 241774	(9.91, N/A) (N/A, 0.01, N/A)	393.1	N/A	0.9624 [ 1.0000 ]	96.2% { 112.1% }			
13C2_PFTeDA_EIS	(715.0 / 670.0) 119594	(10.14, N/A) (N/A, 0.01, N/A)	319.8	N/A	0.7833 [ 1.0000 ]	78.3% { 98.9% }			
13C3_PFBs_EIS	(302.0 / 80.0) 713776	(6.17, N/A) (N/A, 0.04, N/A)	566.1	N/A	1.8347 [ 2.0000 ]	91.7% { 94.0% }			
13C3_PFHxS_EIS	(402.0 / 80.0) 373582	(8.09, N/A) (N/A, 0.05, N/A)	770.6	N/A	1.8517 [ 2.0000 ]	92.6% { 97.0% }			
13C8_PFOS_EIS	(507.0 / 80.0) 645470	(9.51, N/A) (N/A, 0.04, N/A)	222.7	N/A	1.8443 [ 2.0000 ]	92.2% { 96.6% }			
13C2_4:2FTS_EIS	(329.0 / 81.0) 100014	(5.88, N/A) (N/A, 0.05, N/A)	686.2	N/A	4.5592 [ 4.0000 ]	114.0% { 113.4% }			
13C2_6:2FTS_EIS	(429.0 / 81.0) 105640	(7.61, N/A) (N/A, 0.05, N/A)	527.4	N/A	3.7577 [ 4.0000 ]	93.9% { 98.9% }			
13C2_8:2FTS_EIS	(529.0 / 81.0) 115639	(9.03, N/A) (N/A, 0.04, N/A)	381.0	N/A	4.5883 [ 4.0000 ]	114.7% { 122.4% }			
13C8_PFOsa_EIS	(506.0 / 78.0) 952275	(10.19, N/A) (N/A, 0.01, N/A)	1335.0	N/A	1.8696 [ 2.0000 ]	93.5% { 97.9% }			
D3_NMeFOSA_EIS	(515.0 / 169.0) 252527	(10.62, N/A) (N/A, 0.01, N/A)	744.5	N/A	1.9901 [ 2.0000 ]	99.5% { 105.2% }			
D5_NeIFOSA_EIS	(531.1 / 169.0) 229198	(10.70, N/A) (N/A, 0.01, N/A)	1031.7	N/A	1.9343 [ 2.0000 ]	96.7% { 99.6% }			



Chemist: DAG  
 Instrument: Saphira  
 Type: Sciex Q3 5500

Sample I.D.: SB03856-CAL7  
 DF, IV: 1, 10.0µL  
 Acquisition Method: 1633 2022-12-13.dam

Quant Method: 1633 - 2022-12-15A  
 Path: S2022-12-15A (7)  
 Acquired: 2022/12/15 - 13:50

Analyte	(Q1 / Q3) Area Counts*min	R.T. (R.T [min], R.R.T.) (ΔRT-I[min], ΔRT-CV[min], ΔRT ion[s])	S / N	Ion Ratio IR Vs MP% IR Vs CV%	Concentration [ True ] ng/mL	Q.C. Rec. {Area%CV}	Primary Transition	Confirmation Transition	Flag
D3_MeFOSAA_EIS	( 573.0 / 419.0 ) 348983	( 9.55 , N/A ) ( N/A , 0.03 , N/A )	395.8	N/A	4.2508 [ 4.0000 ]	106.3% { 122.5% }			
D5_EtFOSAA_EIS	( 589.0 / 419.0 ) 212081	( 9.71 , N/A ) ( N/A , 0.02 , N/A )	476.6	N/A	3.1083 [ 4.0000 ]	77.7% { 82.8% }			
D7_NMeFOSE_EIS	( 623.2 / 58.9 ) 433249	( 10.58 , N/A ) ( N/A , 0.01 , N/A )	841.6	N/A	17.7499 [ 20.0000 ]	88.7% { 86.5% }			
D9_NEtFOSE_EIS	( 639.2 / 58.9 ) 244765	( 10.68 , N/A ) ( N/A , 0.01 , N/A )	1487.2	N/A	18.6220 [ 20.0000 ]	93.1% { 92.4% }			
13C3_HFPODA_EIS	( 287.0 / 169.0 ) 751293	( 6.56 , N/A ) ( N/A , 0.05 , N/A )	924.5	N/A	7.3384 [ 8.0000 ]	91.7% { 101.0% }			

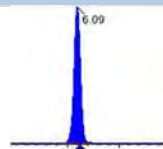
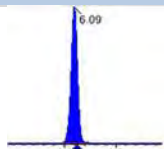
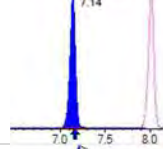
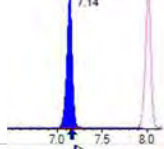
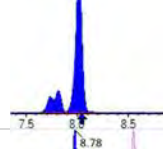
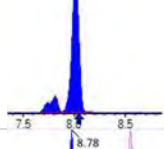
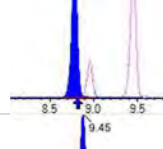
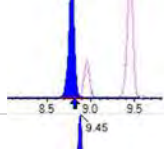
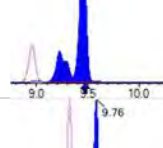
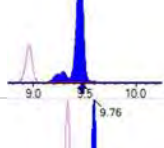
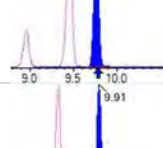
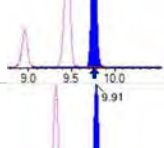
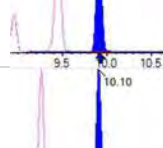
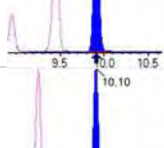
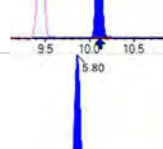
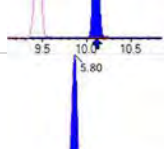
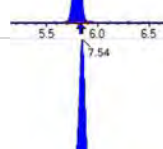
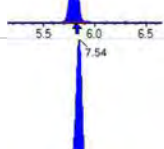
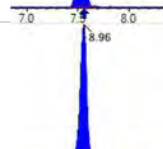
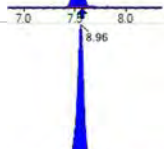

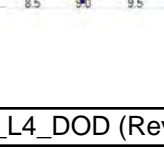


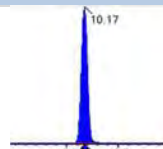
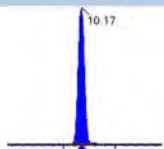
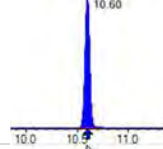
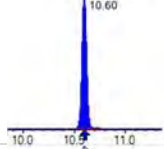
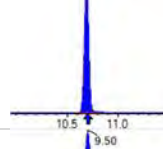
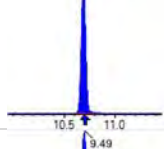
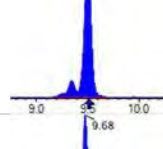
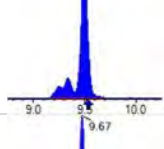
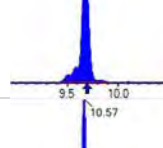
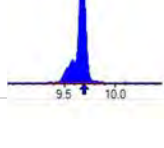
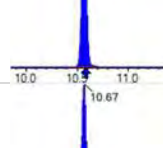
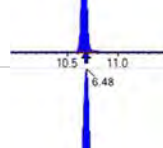
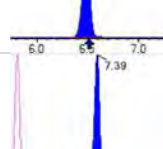
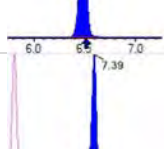
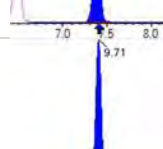
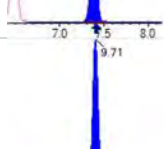
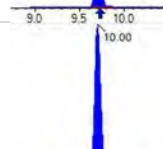
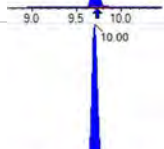

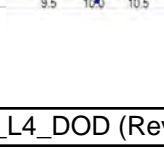
Chemist: DAG  
 Instrument: Saphira  
 Type: Sciex Q3 5500

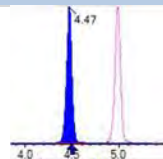
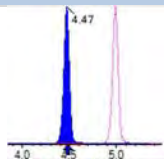
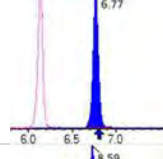
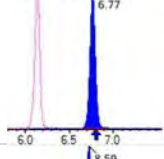
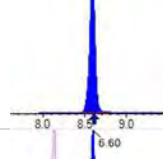
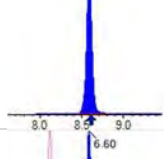
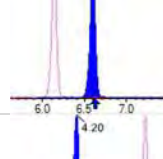
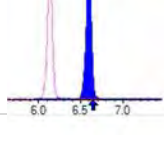
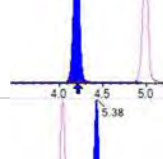
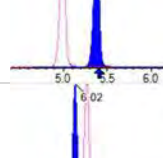
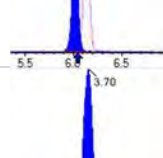
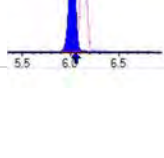
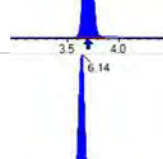
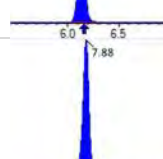
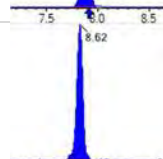

Sample I.D.: SB03856-CAL8  
 DF, IV: 1, 10.0µL  
 Acquisition Method: 1633 2022-12-13.dam

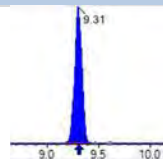
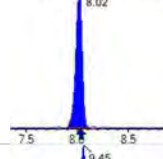
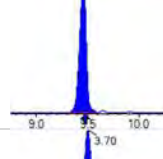
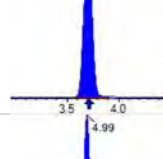
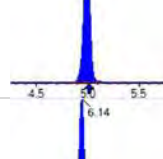
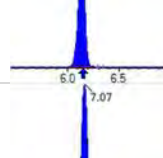
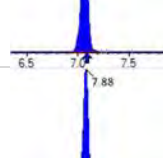
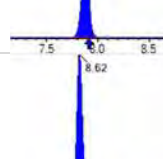
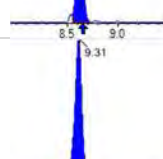
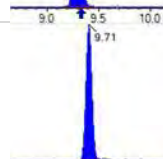

Quant Method: 1633 - 2022-12-15A  
 Path: S2022-12-15A (8)  
 Acquired: 2022/12/15 - 14:02

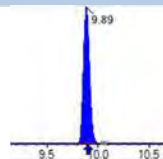
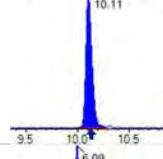
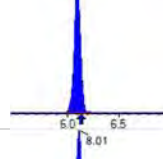
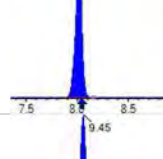
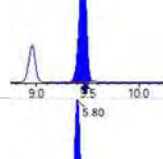
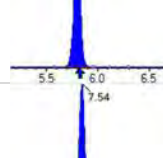
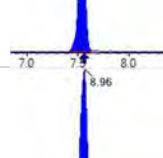
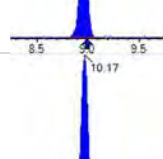
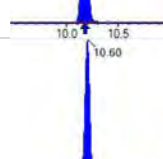
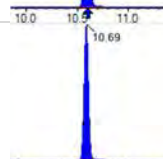

Analyte	(Q1 / Q3) Area Counts*min	R.T. (R.T [min], R.R.T.) ( $\Delta$ RT-[min], $\Delta$ RT- CV[min], $\Delta$ RT ion[s])	S / N	Ion Ratio IR Vs MP% IR Vs CV%	Concentration [ True ] ng/mL	Q.C. Rec. {Area%CV}	Primary Transition	Confirmation Transition	Flag
PFBA	(212.9 / 169.0) 9609446	(3.70, 1.00) (0.00, N/A, 0.0)	54.0	N/A 0.0 0.0	202.5833 [ 200.0000 ]	101.3%			
PFPeA	(262.9 / 219.0) 7078628 (262.9 / 69.0) 83513	(4.99, 1.00) (0.00, N/A, -0.1)	861.1 905.9	0.0118 13823.1 115.5	93.0005 [ 100.0000 ]	93.0%			
PFHxA	(313.0 / 269.0) 6339830 (313.0 / 119.0) 545663	(6.14, 1.00) (0.00, N/A, 0.0)	962.8 574.8	0.0861 87.7 87.7	47.9477 [ 50.0000 ]	95.9%			
PFHpA	(363.0 / 319.0) 5659079 (363.0 / 169.0) 1604956	(7.07, 1.00) (0.00, N/A, 0.1)	760.2 856.3	0.2836 90.7 90.7	50.6362 [ 50.0000 ]	101.3%			
PFOA	(413.0 / 369.0) 6099444 (413.0 / 169.0) 1877338	(7.88, 1.00) (0.00, N/A, 0.0)	960.6 809.9	0.3078 91.4 91.4	51.2627 [ 50.0000 ]	102.5%			
PFNA	(463.0 / 419.0) 3970833 (463.0 / 169.0) 865576	(8.62, 1.00) (0.00, N/A, 0.0)	685.6 107.1	0.2180 108.6 108.6	51.3559 [ 50.0000 ]	102.7%			
PFDA	(513.0 / 469.0) 5597687 (513.0 / 169.0) 551426	(9.31, 1.00) (0.00, N/A, -0.1)	599.7 515.5	0.0985 123.8 123.8	48.3365 [ 50.0000 ]	96.7%			
PFUnA	(563.0 / 519.0) 5814203 (563.0 / 169.0) 561805	(9.71, 1.00) (0.00, N/A, 0.1)	688.3 452.2	0.0966 86.3 86.3	46.2875 [ 50.0000 ]	92.6%			
PFDoA	(613.0 / 569.0) 8365635 (613.0 / 169.0) 1078202	(9.88, 1.00) (0.00, N/A, -0.1)	929.1 785.3	0.1289 102.6 102.6	49.1347 [ 50.0000 ]	98.3%			
PFTTrDA	(663.0 / 619.0) 6480793 (663.0 / 169.0) 1252181	(10.01, 1.01) (N/A, -0.01, -0.1)	802.7 971.6	0.1932 92.4 92.4	46.1243 [ 50.0000 ]	92.2%			
PFTeDA	(713.0 / 669.0) 5397130 (713.0 / 169.0) 1072435	(10.12, 1.00) (0.01, N/A, 0.2)	1039.2 724.7	0.1987 87.5 87.5	49.9710 [ 50.0000 ]	99.9%			

Analyte	(Q1 / Q3) Area Counts*min	R.T. (R.T [min], R.R.T.) ( $\Delta$ RT-[min], $\Delta$ RT- CV[min], $\Delta$ RT ion[s])	S / N	Ion Ratio IR Vs MP% IR Vs CV%	Concentration [ True ] ng/mL	Q.C. Rec. {Area%CV}	Primary Transition	Confirmation Transition	Flag
PFBS	( 298.9 / 80.0 ) 7713819 ( 298.9 / 99.0 ) 5488643	( 6.09 , 1.00 ) ( 0.00 , N/A , 0.0 )	829.2 892.2	0.7115 104.6 104.6	41.7930 [ 44.2367 ]	94.5%			
PFPeS	( 349.0 / 80.0 ) 16215765 ( 349.0 / 99.0 ) 5859987	( 7.14 , 0.89 ) ( N/A , -0.02 , 0.1 )	949.3 761.9	0.3614 96.8 96.8	45.2308 [ 46.9191 ]	96.4%			
PFHxS	( 399.0 / 80.0 ) 13373568 ( 399.0 / 99.0 ) 4392758	( 8.01 , 1.00 ) ( 0.00 , N/A , 0.2 )	3340.4 4400.7	0.3285 95.8 95.8	44.0026 [ 45.5491 ]	96.6%			
PFHpS	( 449.0 / 80.0 ) 12162174 ( 449.0 / 99.0 ) 3390972	( 8.78 , 0.93 ) ( N/A , -0.03 , -0.1 )	752.4 699.6	0.2788 95.0 95.0	45.1460 [ 47.5703 ]	94.9%			
PFOS	( 499.0 / 80.0 ) 13960172 ( 499.0 / 99.0 ) 3328999	( 9.45 , 1.00 ) ( 0.00 , N/A , 0.0 )	116.8 242.7	0.2385 104.3 104.3	41.7982 [ 46.3746 ]	90.1%			
PFNS	( 549.0 / 80.0 ) 16618068 ( 549.0 / 99.0 ) 4229781	( 9.76 , 1.03 ) ( N/A , -0.01 , 0.0 )	871.4 578.9	0.2545 102.0 102.0	43.2705 [ 47.9943 ]	90.2%			
PFDS	( 599.0 / 80.0 ) 21537462 ( 599.0 / 99.0 ) 4943361	( 9.91 , 1.05 ) ( N/A , -0.01 , 0.1 )	1005.7 891.9	0.2295 90.0 90.0	45.4473 [ 48.1553 ]	94.4%			
PFDoS	( 698.9 / 80.0 ) 11052439 ( 698.9 / 99.0 ) 2632006	( 10.10 , 1.07 ) ( N/A , -0.01 , -0.1 )	944.1 1062.8	0.2381 115.9 115.9	44.6808 [ 48.4781 ]	92.2%			
4:2FTS	( 327.0 / 307.0 ) 11918066 ( 327.0 / 81.0 ) 7340607	( 5.80 , 1.00 ) ( 0.00 , N/A , -0.1 )	1034.9 952.6	0.6159 123.2 123.2	172.5992 [ 186.9055 ]	92.3%			
6:2FTS	( 427.0 / 407.0 ) 7406066 ( 427.0 / 81.0 ) 5335631	( 7.54 , 1.00 ) ( 0.00 , N/A , 0.1 )	912.1 989.7	0.7204 100.6 100.6	169.9758 [ 189.8085 ]	89.6%			
8:2FTS	( 527.0 / 507.0 ) 6556412 ( 527.0 / 81.0 ) 4053724	( 8.96 , 1.00 ) ( 0.00 , N/A , -0.1 )	665.0 641.3	0.6183 87.9 87.9	155.6544 [ 191.6577 ]	81.2%			

Analyte	(Q1 / Q3) Area Counts*min	R.T. (R.T [min], R.R.T.) ( $\Delta$ RT-[min], $\Delta$ RT- CV[min], $\Delta$ RT ion[s])	S / N	Ion Ratio IR Vs MP% IR Vs CV%	Concentration [ True ] ng/mL	Q.C. Rec. {Area%CV}	Primary Transition	Confirmation Transition	Flag
PFOSA	( 498.0 / 78.0 ) 18391253 ( 498.0 / 478.0 ) 395988	( 10.17 , 1.00 ) ( 0.00 , N/A , 0.1 )	929.9 709.9	0.0215 91.1 91.1	52.7335 [ 50.0000 ]	105.5%			
NMeFOSA	( 511.9 / 219.0 ) 14999502 ( 511.9 / 169.0 ) 10323613	( 10.60 , 1.00 ) ( 0.00 , N/A , 0.1 )	1120.8 966.5	0.6883 98.7 98.7	155.9464 [ 200.0000 ]	78.0%			
NEIFOSA	( 526.0 / 219.0 ) 16323004 ( 526.0 / 169.0 ) 17127846	( 10.69 , 1.00 ) ( 0.00 , N/A , 0.1 )	1579.4 1507.7	1.0493 93.2 93.2	187.1992 [ 200.0000 ]	93.6%			
NMeFOSAA	( 570.0 / 419.0 ) 2720368 ( 570.0 / 483.0 ) 1388089	( 9.50 , 1.00 ) ( 0.01 , N/A , 0.3 )	576.8 663.2	0.5103 108.6 108.6	51.8028 [ 50.0000 ]	103.6%			
NEIFOSAA	( 584.0 / 419.0 ) 2311771 ( 584.0 / 526.0 ) 1466573	( 9.68 , 1.00 ) ( 0.01 , N/A , 0.0 )	926.7 1382.2	0.6344 82.4 82.4	45.5331 [ 50.0000 ]	91.1%			
NMeFOSE	( 616.1 / 59.0 ) 5027635	( 10.57 , 1.00 ) ( 0.01 , N/A , 0.0 )	1239.4	N/A 0.0 0.0	212.8227 [ 200.0000 ]	106.4%			
NEIFOSE	( 630.0 / 59.0 ) 1193472	( 10.67 , 1.00 ) ( 0.01 , N/A , 0.0 )	1261.2	N/A 0.0 0.0	184.9681 [ 200.0000 ]	92.5%			
HFPO-DA	( 285.0 / 169.0 ) 5216858 ( 285.0 / 185.0 ) 14918772	( 6.48 , 1.00 ) ( 0.00 , N/A , 0.2 )	880.6 1000.9	2.8597 112.1 112.1	95.1339 [ 100.0000 ]	95.1%			
ADONA	( 377.0 / 85.0 ) 18563535 ( 377.0 / 251.0 ) 2591926	( 7.39 , 1.14 ) ( N/A , -0.03 , 0.0 )	820.1 828.2	0.1396 111.3 111.3	81.6598 [ 94.2700 ]	86.6%			
9CI-Pf3ONS	( 531.0 / 351.0 ) 45682625 ( 533.0 / 353.0 ) 14729723	( 9.71 , 1.50 ) ( N/A , -0.01 , 0.1 )	609.1 656.4	0.3224 101.8 101.8	70.8626 [ 93.3254 ]	75.9%			
11CI-PF3OUDS	( 631.0 / 451.0 ) 35077720 ( 633.0 / 453.0 ) 11700919	( 10.00 , 1.54 ) ( N/A , -0.01 , 0.0 )	993.9 1153.0	0.3336 114.0 114.0	82.5755 [ 94.3208 ]	87.5%			

Analyte	(Q1 / Q3) Area Counts*min	R.T. (R.T [min], R.R.T.) ( $\Delta$ RT-[min], $\Delta$ RT- CV[min], $\Delta$ RT ion[s])	S / N	Ion Ratio IR Vs MP% IR Vs CV%	Concentration [ True ] ng/mL	Q.C. Rec. {Area%CV}	Primary Transition	Confirmation Transition	Flag
3:3FTCA	(241.0 / 177.0) 716110 (241.0 / 117.0) 1183247	(4.47, 0.90) (N/A, -0.02, 0.0)	789.5 804.8	1.6523 0.1 99.8	219.3603 [200.0000]	109.7%			IR1,
5:3FTCA	(341.0 / 236.7) 5151839 (341.0 / 217.0) 9108691	(6.77, 1.10) (N/A, -0.03, 0.0)	837.9 884.4	1.7680 111.9 111.9	191.3456 [200.0000]	95.7%			
7:3FTCA	(441.0 / 317.0) 5929127 (441.0 / 337.0) 5039168	(8.59, 1.40) (N/A, -0.03, 0.2)	543.1 529.6	0.8499 104.5 104.5	195.1321 [200.0000]	97.6%			
PFEESA	(315.0 / 135.0) 10692268 (315.0 / 83.0) 3247766	(6.60, 1.08) (N/A, -0.03, 0.1)	849.9 1046.7	0.3037 107.5 107.5	78.7433 [89.2459]	88.2%			
PFMPA	(229.0 / 85.0) 1933344	(4.20, 0.84) (N/A, -0.01, 0.0)	1193.5	N/A 0.0 0.0	94.1081 [100.0000]	94.1%			
PFMBA	(279.0 / 85.0) 6195918	(5.38, 1.08) (N/A, -0.02, 0.0)	1029.1	N/A 0.0 0.0	92.3879 [100.0000]	92.4%			
NFDHA	(201.0 / 85.0) 250772 (295.0 / 201.0) 1708275	(6.02, 0.98) (N/A, -0.02, -0.2)	811.6 698.3	6.8121 0.9 82.7	96.1658 [100.0000]	96.2%			IR1,
13C3_PFBA_IIS	(216.0 / 172.0) 71800	(3.70, N/A) (N/A, -0.01, N/A)	711.9	N/A	0.8212 [1.0000]	82.1% {77.8%}			
13C2_PFHxA_IIS	(315.1 / 270.0) 126599	(6.14, N/A) (N/A, -0.03, N/A)	559.1	N/A	0.9622 [1.0000]	96.2% {100.6%}			
13C4_PFOA_IIS	(417.0 / 372.0) 115787	(7.88, N/A) (N/A, -0.02, N/A)	604.1	N/A	0.9250 [1.0000]	92.5% {91.0%}			
13C5_PFNxA_IIS	(468.0 / 423.0) 97367	(8.62, N/A) (N/A, -0.02, N/A)	343.3	N/A	0.9754 [1.0000]	97.5% {88.6%}			

Analyte	(Q1 / Q3) Area Counts*min	R.T. (R.T [min], R.R.T.) ( $\Delta$ RT-[min], $\Delta$ RT- CV[min], $\Delta$ RT ion[s])	S / N	Ion Ratio IR Vs MP% IR Vs CV%	Concentration [ True ] ng/mL	Q.C. Rec. {Area%CV}	Primary Transition	Confirmation Transition	Flag
13C2_PFDA_IIS	(515.1 / 470.1) 105855	(9.31, N/A) (N/A, -0.02, N/A)	333.2	N/A	1.0208 [ 1.0000 ]	102.1% { 107.7% }			
18O2_PFHxS_IIS	(403.0 / 83.9) 212729	(8.02, N/A) (N/A, -0.02, N/A)	563.9	N/A	0.8992 [ 1.0000 ]	89.9% { 84.1% }			
13C4_PFOS_IIS	(502.8 / 79.9) 160027	(9.45, N/A) (N/A, -0.02, N/A)	279.8	N/A	0.7977 [ 1.0000 ]	79.8% { 72.5% }			
13C4_PFBA_EIS	(217.0 / 172.0) 571354	(3.70, N/A) (N/A, -0.01, N/A)	648.6	N/A	7.6861 [ 8.0000 ]	96.1% { 78.8% }			
13C5_PFPeA_EIS	(267.9 / 223.0) 336284	(4.99, N/A) (N/A, -0.02, N/A)	943.0	N/A	3.6080 [ 4.0000 ]	90.2% { 89.1% }			
13C5_PFHxA_EIS	(318.0 / 273.0) 291481	(6.14, N/A) (N/A, -0.02, N/A)	620.0	N/A	1.9558 [ 2.0000 ]	97.8% { 96.2% }			
13C4_PFHpA_EIS	(367.0 / 322.0) 247534	(7.07, N/A) (N/A, -0.03, N/A)	596.9	N/A	1.8800 [ 2.0000 ]	94.0% { 90.3% }			
13C8_PFOA_EIS	(421.0 / 376.0) 251075	(7.88, N/A) (N/A, -0.03, N/A)	618.2	N/A	1.9624 [ 2.0000 ]	98.1% { 99.1% }			
13C9_PFNA_EIS	(472.0 / 427.0) 91503	(8.62, N/A) (N/A, -0.03, N/A)	366.9	N/A	0.8603 [ 1.0000 ]	86.0% { 87.5% }			
13C6_PFDA_EIS	(519.0 / 474.0) 125611	(9.31, N/A) (N/A, -0.02, N/A)	522.8	N/A	0.8757 [ 1.0000 ]	87.6% { 88.1% }			
13C7_PFUnA_EIS	(570.0 / 525.0) 168542	(9.71, N/A) (N/A, -0.01, N/A)	261.9	N/A	0.8161 [ 1.0000 ]	81.6% { 90.1% }			

Analyte	(Q1 / Q3) Area Counts*min	R.T. (R.T [min], R.R.T.) ( $\Delta$ RT-[min], $\Delta$ RT- CV[min], $\Delta$ RT ion[s])	S / N	Ion Ratio IR Vs MP% IR Vs CV%	Concentration [ True ] ng/mL	Q.C. Rec. {Area%CV}	Primary Transition	Confirmation Transition	Flag
13C2_PFDa_EIS	(615.0 / 570.0) 212553	(9.89, N/A) (N/A, -0.01, N/A)	358.6	N/A	0.9126 [ 1.0000 ]	91.3% { 98.5% }			
13C2_PFTeDA_EIS	(715.0 / 670.0) 112852	(10.11, N/A) (N/A, -0.02, N/A)	282.6	N/A	0.7972 [ 1.0000 ]	79.7% { 93.3% }			
13C3_PFBs_EIS	(302.0 / 80.0) 675788	(6.09, N/A) (N/A, -0.03, N/A)	896.0	N/A	1.9451 [ 2.0000 ]	97.3% { 89.0% }			
13C3_PFHxS_EIS	(402.0 / 80.0) 382210	(8.01, N/A) (N/A, -0.02, N/A)	823.7	N/A	2.1213 [ 2.0000 ]	106.1% { 99.2% }			
13C8_PFOS_EIS	(507.0 / 80.0) 607753	(9.45, N/A) (N/A, -0.02, N/A)	123.5	N/A	2.3119 [ 2.0000 ]	115.6% { 91.0% }			
13C2_4:2FTS_EIS	(329.0 / 81.0) 86607	(5.80, N/A) (N/A, -0.03, N/A)	475.2	N/A	4.4208 [ 4.0000 ]	110.5% { 98.2% }			
13C2_6:2FTS_EIS	(429.0 / 81.0) 112877	(7.54, N/A) (N/A, -0.03, N/A)	577.9	N/A	4.4960 [ 4.0000 ]	112.4% { 105.7% }			
13C2_8:2FTS_EIS	(529.0 / 81.0) 114949	(8.96, N/A) (N/A, -0.03, N/A)	487.0	N/A	5.1071 [ 4.0000 ]	127.7% { 121.7% }			
13C8_PFOA_EIS	(506.0 / 78.0) 700791	(10.17, N/A) (N/A, -0.01, N/A)	649.2	N/A	1.8318 [ 2.0000 ]	91.6% { 72.0% }			
D3_NMeFOA_EIS	(515.0 / 169.0) 241108	(10.60, N/A) (N/A, -0.01, N/A)	940.4	N/A	2.5298 [ 2.0000 ]	126.5% { 100.5% }			
D5_NEiFOA_EIS	(531.1 / 169.0) 191239	(10.69, N/A) (N/A, -0.01, N/A)	577.8	N/A	2.1488 [ 2.0000 ]	107.4% { 83.1% }			



Chemist: DAG  
 Instrument: Saphira  
 Type: Sciex Q3 5500

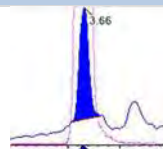
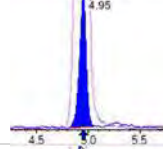
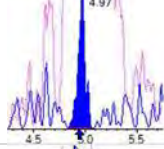
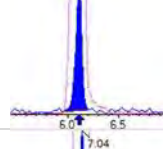
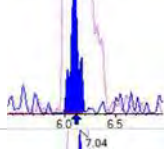
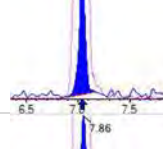
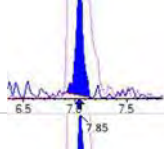
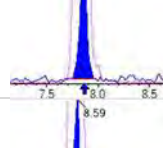
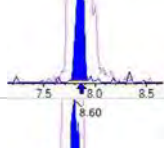
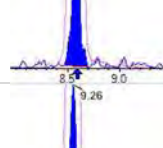
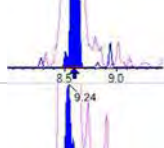
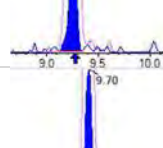
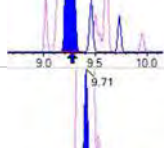
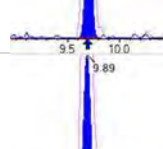
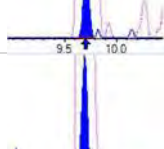
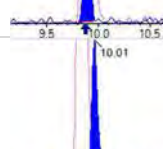
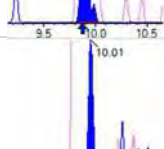
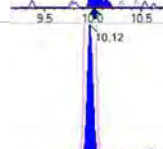
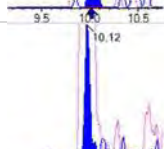

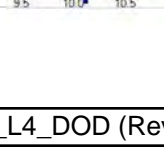
Sample I.D.: SB03856-CAL8  
 DF, IV: 1, 10.0µL  
 Acquisition Method: 1633 2022-12-13.dam

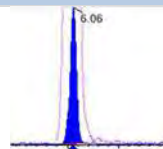
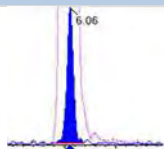
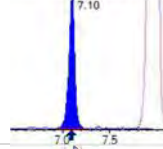
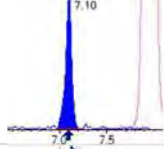
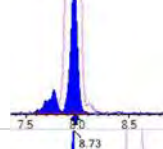
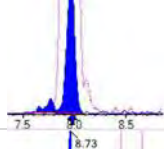
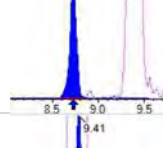
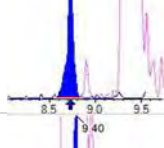
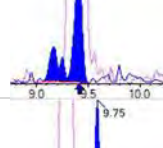
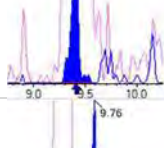
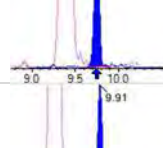
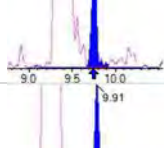
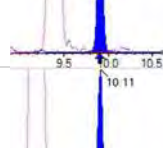
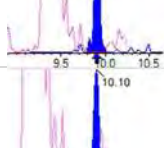
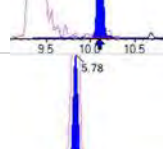
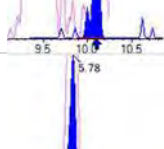
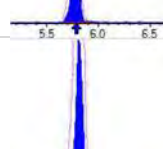
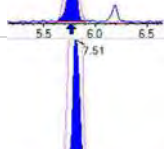
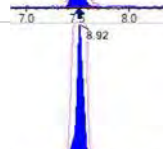
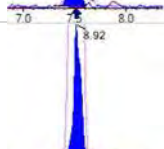

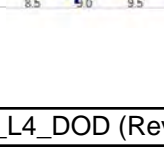
Quant Method: 1633 - 2022-12-15A  
 Path: S2022-12-15A (8)  
 Acquired: 2022/12/15 - 14:02

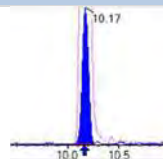
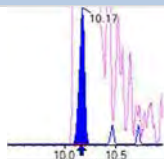
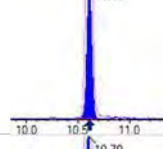
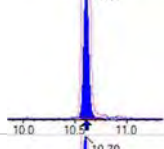
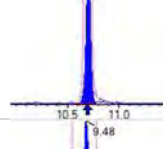
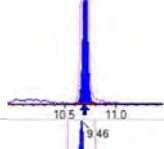
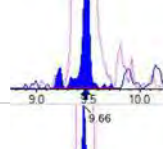
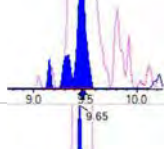
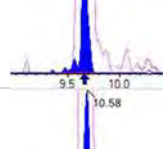
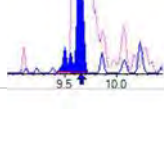
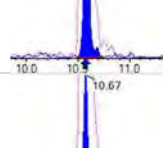
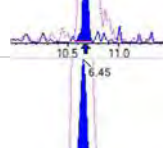
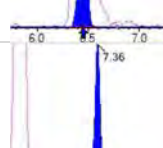
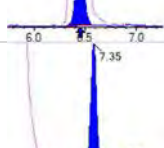
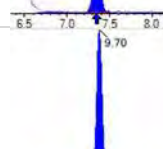
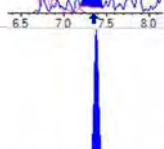
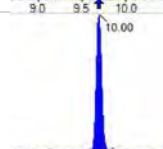
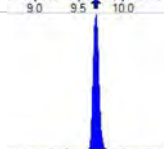

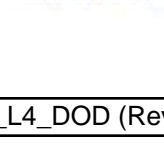
Analyte	(Q1 / Q3) Area Counts*min	R.T. (R.T [min], R.R.T.) (ΔRT-I[min], ΔRT-CV[min], ΔRT ion[s])	S / N	Ion Ratio IR Vs MP% IR Vs CV%	Concentration [ True ] ng/mL	Q.C. Rec. {Area%CV}	Primary Transition	Confirmation Transition	Flag
D3_MeFOSAA_EIS	( 573.0 / 419.0 ) 289837	( 9.49, N/A ) ( N/A, -0.02, N/A )	515.7	N/A	4.7003 [ 4.0000 ]	117.5% { 101.7% }			
D5_EtFOSAA_EIS	( 589.0 / 419.0 ) 225291	( 9.67, N/A ) ( N/A, -0.02, N/A )	384.0	N/A	4.3961 [ 4.0000 ]	109.9% { 87.9% }			
D7_NMeFOSE_EIS	( 623.2 / 58.9 ) 371048	( 10.56, N/A ) ( N/A, -0.01, N/A )	1090.7	N/A	20.2390 [ 20.0000 ]	101.2% { 74.1% }			
D9_NEtFOSE_EIS	( 639.2 / 58.9 ) 202155	( 10.66, N/A ) ( N/A, -0.01, N/A )	967.8	N/A	20.4767 [ 20.0000 ]	102.4% { 76.3% }			
13C3_HFPODA_EIS	( 287.0 / 169.0 ) 717962	( 6.48, N/A ) ( N/A, -0.03, N/A )	863.8	N/A	7.9124 [ 8.0000 ]	98.9% { 96.6% }			

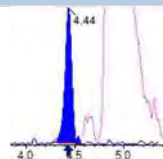
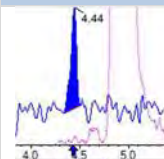
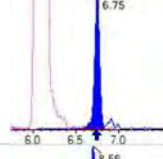
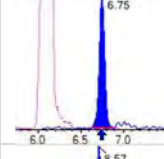
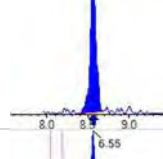
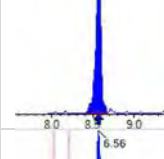
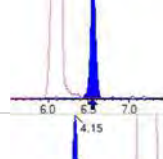
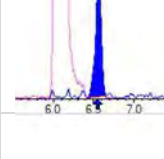
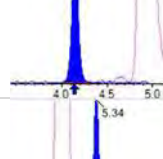
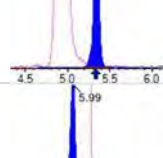
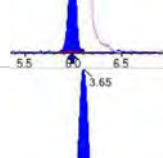
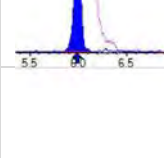
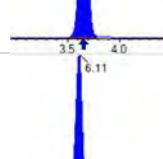
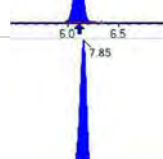
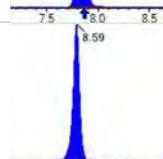

# Table B-15b

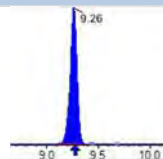
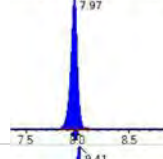
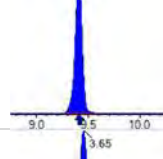
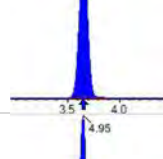
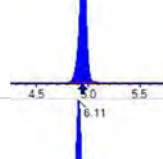
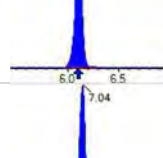
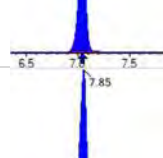
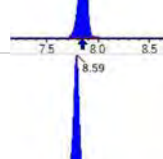
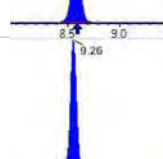
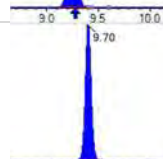

Initial Calibration: SB04012 i

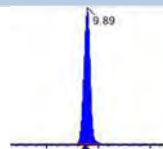
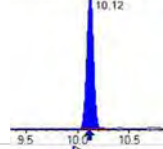
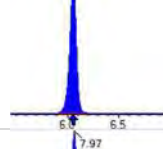
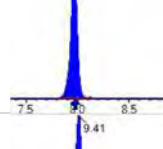
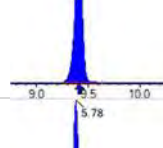
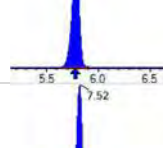
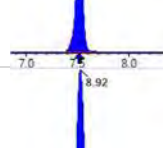
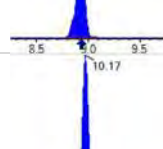
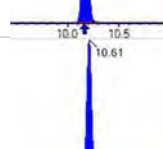
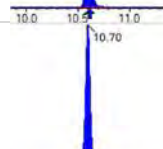

Analyte	(Q1 / Q3) Area Counts*min	R.T. (R.T [min], R.R.T.) ( $\Delta$ RT-Imin, $\Delta$ RT-CVmin, $\Delta$ RT ion[s])	S / N	Ion Ratio IR Vs MP% IR Vs CV%	Concentration True ng/mL	Q.C. Rec. {Area%CV}	Primary Transition	Confirmation Transition	Flag
PFBA	(213.0 / 169.0) 78678	(3.66, 1.00) (0.00, N/A, 0.0)	87.2	N/A 0.0 0.0	0.3435 [0.4000]	85.9%			
PFPeA	(263.0 / 219.0) 55747 (263.0 / 69.0) 829	(4.95, 1.00) (0.00, N/A, -1.1)	193.0 18.2	0.0149 143.9 143.9	0.1855 [0.2000]	92.7%			
PFHxA	(313.0 / 269.0) 41780 (313.0 / 119.0) 4555	(6.11, 1.00) (0.00, N/A, 1.0)	118.0 22.9	0.1090 112.0 112.0	0.1050 [0.1000]	105.0%			
PFHpA	(363.0 / 319.0) 37894 (363.0 / 169.0) 10745	(7.04, 1.00) (0.00, N/A, -0.3)	74.5 45.3	0.2836 99.1 99.1	0.1023 [0.1000]	102.3%			
PFOA	(413.0 / 369.0) 40033 (413.0 / 169.0) 10104	(7.86, 1.00) (0.00, N/A, 0.1)	93.5 114.4	0.2524 83.1 83.1	0.0949 [0.1000]	94.9%			
PFNA	(463.0 / 419.0) 24824 (463.0 / 169.0) 7820	(8.59, 1.00) (0.00, N/A, -0.5)	69.1 88.9	0.3150 148.8 148.8	0.0783 [0.1000]	78.3%			
PFDA	(513.0 / 469.0) 38349 (513.0 / 169.0) 4875	(9.26, 1.00) (0.00, N/A, 1.0)	73.8 135.9	0.1271 137.9 137.9	0.0935 [0.1000]	93.5%			
PFUnA	(563.0 / 519.0) 54407 (563.0 / 169.0) 5897	(9.70, 1.00) (0.00, N/A, -0.2)	111.5 248.2	0.1084 140.9 140.9	0.0986 [0.1000]	98.6%			
PFDoA	(613.0 / 569.0) 38168 (613.0 / 169.0) 8437	(9.89, 1.00) (0.00, N/A, -0.4)	86.1 297.5	0.2211 164.1 164.1	0.0763 [0.1000]	76.3%			IR2.
PFTrDA	(663.0 / 619.0) 34370 (663.0 / 169.0) 4676	(10.01, 1.01) (N/A, 0.01, 0.4)	95.2 24.9	0.1361 62.5 62.5	0.0788 [0.1000]	78.8%			
PFTeDA	(713.0 / 669.0) 35843 (713.0 / 169.0) 6576	(10.12, 1.00) (0.00, N/A, -0.2)	80.4 35.7	0.1835 93.0 93.0	0.1157 [0.1000]	115.7%			

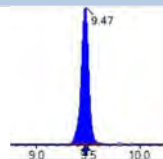
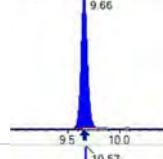
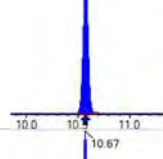
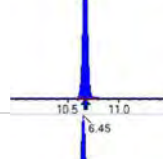
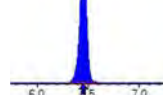
Analyte	(Q1 / Q3) Area Counts*min	R.T. (R.T [min], R.R.T.) ( $\Delta$ RT-Imin, $\Delta$ RT-CVmin, $\Delta$ RT ion[s])	S / N	Ion Ratio IR Vs MP% IR Vs CV%	Concentration True ng/mL	Q.C. Rec. {Area%CV}	Primary Transition	Confirmation Transition	Flag
PFBS	(299.0 / 80.0) 54392 (299.0 / 99.0) 31728	(6.06, 1.00) (0.00, N/A, 0.2)	247.0 144.2	0.5833 88.8 88.8	0.0823 [0.0885]	93.0%			
PFPeS	(349.0 / 80.0) 90656 (349.0 / 99.0) 31611	(7.10, 0.89) (N/A, 0.01, 0.1)	290.4 164.5	0.3487 94.1 94.1	0.0830 [0.0938]	88.5%			
PFHxS	(399.0 / 80.0) 83267 (399.0 / 99.0) 26841	(7.96, 1.00) (0.00, N/A, 0.1)	297.3 217.3	0.3224 98.9 98.9	0.0866 [0.0911]	95.0%			
PFHpS	(449.0 / 80.0) 79620 (449.0 / 99.0) 18396	(8.73, 0.93) (N/A, 0.00, -0.1)	359.6 123.8	0.2310 88.7 88.7	0.0994 [0.0951]	104.5%			
PFOS	(499.0 / 80.0) 73948 (499.0 / 99.0) 10661	(9.41, 1.00) (0.00, N/A, 0.2)	84.9 53.8	0.1442 69.3 69.3	0.0802 [0.0927]	86.5%			
PFNS	(549.0 / 80.0) 96357 (549.0 / 99.0) 24678	(9.75, 1.04) (N/A, 0.01, -0.2)	155.5 180.1	0.2561 107.6 107.6	0.0922 [0.0960]	96.1%			
PFDS	(599.0 / 80.0) 118918 (599.0 / 99.0) 25791	(9.91, 1.05) (N/A, 0.01, 0.1)	300.7 79.7	0.2169 82.4 82.4	0.0941 [0.0963]	97.7%			
PFDoS	(699.0 / 80.0) 50763 (699.0 / 99.0) 9356	(10.11, 1.08) (N/A, 0.01, 0.7)	232.2 53.4	0.1843 94.0 94.0	0.0853 [0.0970]	88.0%			
4:2FTS	(327.0 / 307.0) 143146 (327.0 / 81.0) 80261	(5.78, 1.00) (0.00, N/A, -0.2)	519.5 135.0	0.5607 78.3 78.3	0.4064 [0.3738]	108.7%			
6:2FTS	(427.0 / 407.0) 96665 (427.0 / 81.0) 61010	(7.51, 1.00) (0.00, N/A, 0.1)	328.7 162.6	0.6312 85.4 85.4	0.4223 [0.3796]	111.3%			
8:2FTS	(527.0 / 507.0) 103521 (527.0 / 81.0) 71170	(8.92, 1.00) (0.00, N/A, -0.2)	327.5 166.8	0.6875 112.4 112.4	0.3527 [0.3833]	92.0%			

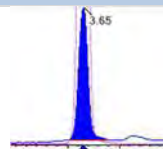
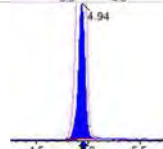
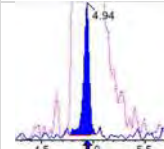
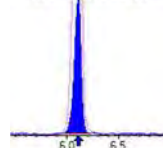
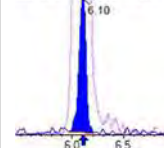
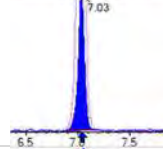
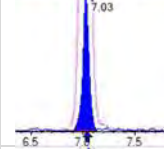
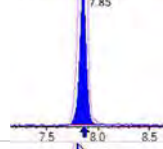
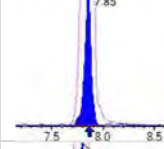
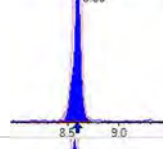
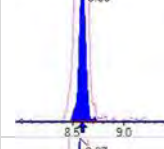
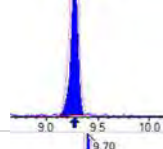
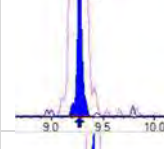
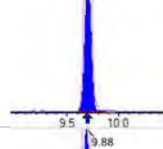
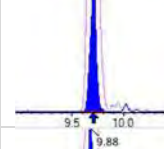
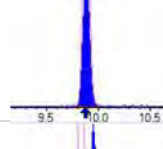
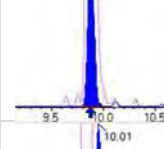
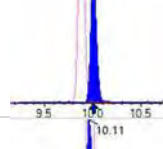
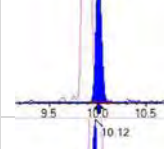
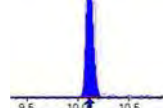
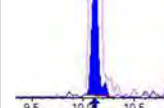
Analyte	(Q1 / Q3) Area Counts*min	R.T. (R.T [min], R.R.T.) ( $\Delta$ RT-Imin, $\Delta$ RT-CVmin, $\Delta$ RT ion[s])	S / N	Ion Ratio IR Vs MP% IR Vs CV%	Concentration True ng/mL	Q.C. Rec. {Area%CV}	Primary Transition	Confirmation Transition	Flag
PFOSA	(498.0 / 78.0) 104347 (498.0 / 478.0) 2736	(10.17, 1.00) (0.00, N/A, 0.1)	272.0 325.9	0.0262 125.6 125.6	0.0874 [0.1000]	87.4%			
NMeFOSA	(512.0 / 219.0) 63076 (512.0 / 169.0) 42368	(10.61, 1.00) (0.00, N/A, 0.1)	400.2 383.7	0.6717 97.1 97.1	0.4291 [0.4000]	107.3%			
NEIFOSA	(526.0 / 219.0) 51784 (526.0 / 169.0) 58007	(10.70, 1.00) (0.00, N/A, 0.0)	374.8 206.3	1.1202 112.9 112.9	0.3463 [0.4000]	86.6%			
NMeFOSAA	(570.0 / 419.0) 21505 (570.0 / 483.0) 16016	(9.48, 1.00) (0.01, N/A, 1.0)	409.9 3134.0	0.7448 133.8 133.8	0.0828 [0.1000]	82.8%			
NEIFOSAA	(584.0 / 419.0) 26122 (584.0 / 526.0) 14955	(9.66, 1.00) (0.00, N/A, 0.8)	6601.5 70.1	0.5725 96.5 96.5	0.1275 [0.1000]	127.5%			
NMeFOSE	(616.0 / 59.0) 15001	(10.58, 1.00) (0.01, N/A, 0.0)	122.4	N/A 0.0 0.0	0.3510 [0.4000]	87.8%			
NEtFOSE	(630.0 / 59.0) 2885	(10.67, 1.00) (0.00, N/A, 0.0)	56.6	N/A 0.0 0.0	0.4244 [0.4000]	106.1%			
HFPO-DA	(285.0 / 169.0) 35904 (285.0 / 185.0) 79192	(6.45, 1.00) (0.00, N/A, 0.1)	511.5 269.2	2.2057 86.0 86.0	0.2196 [0.2000]	109.8%			
ADONA	(377.0 / 85.0) 124087 (377.0 / 251.0) 12574	(7.36, 1.14) (N/A, 0.01, 0.4)	438.6 37.3	0.1013 82.4 82.4	0.1905 [0.1885]	101.0%			
9CI-Pf3ONS	(531.0 / 351.0) 308060 (533.0 / 353.0) 99031	(9.70, 1.50) (N/A, 0.00, 0.0)	292.0 163.8	0.3215 101.7 101.7	0.1731 [0.1867]	92.8%			
11CI-Pf3OUDS	(631.0 / 451.0) 183503 (633.0 / 453.0) 53495	(10.00, 1.55) (N/A, 0.00, 0.0)	367.3 1607.0	0.2915 94.1 94.1	0.1822 [0.1886]	96.6%			

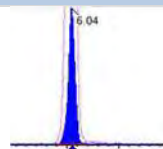
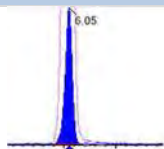
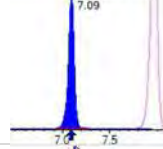
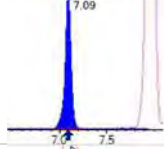
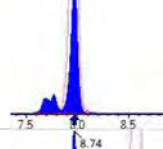
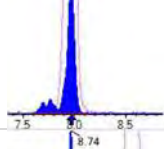
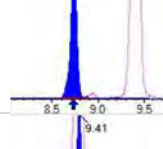
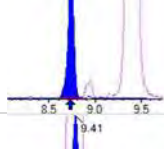
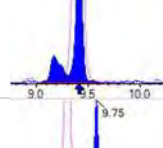
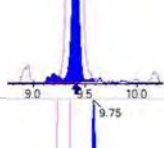
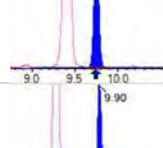
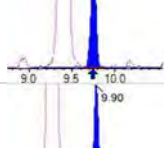
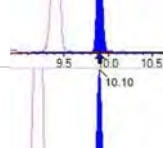
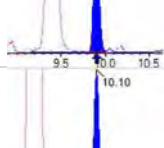
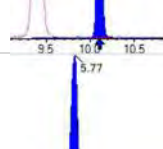
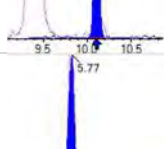
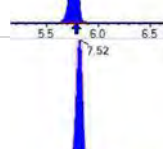
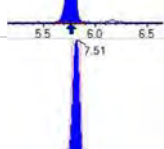
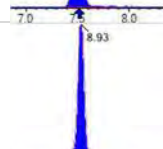
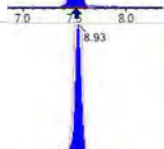
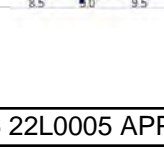
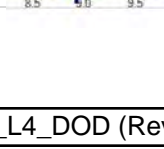
Analyte	(Q1 / Q3) Area Counts*min	R.T. (R.T [min], R.R.T.) ( $\Delta$ RT-Imin, $\Delta$ RT-CVmin, $\Delta$ RT ion[s])	S / N	Ion Ratio IR Vs MP% IR Vs CV%	Concentration True ng/mL	Q.C. Rec. {Area%CV}	Primary Transition	Confirmation Transition	Flag
3:3FTCA	(241.0 / 177.0) 3846 (241.0 / 117.0) 4249	(4.44, 0.90) (N/A, 0.00, -0.3)	127.2 22.7	1.1048 84.0 84.0	0.3723 [0.4000]	93.1%			
5:3FTCA	(341.0 / 236.7) 23142 (341.0 / 217.0) 44473	(6.75, 1.11) (N/A, 0.01, 0.2)	175.4 121.1	1.9218 107.1 107.1	0.3801 [0.4000]	95.0%			
7:3FTCA	(441.0 / 317.0) 31285 (441.0 / 337.0) 26907	(8.56, 1.40) (N/A, 0.00, -0.4)	85.0 156.5	0.8600 104.3 104.3	0.3945 [0.4000]	98.6%			
PFEESA	(315.0 / 135.0) 70916 (315.0 / 83.0) 21798	(6.55, 1.07) (N/A, 0.01, -0.4)	352.6 86.3	0.3074 100.8 100.8	0.1942 [0.1785]	108.8%			
PFMPA	(229.0 / 85.0) 18925	(4.15, 0.84) (N/A, 0.01, 0.0)	395.0	N/A 0.0 0.0	0.2156 [0.2000]	107.8%			
PFMBA	(279.0 / 85.0) 43879	(5.34, 1.08) (N/A, 0.00, 0.0)	410.9	N/A 0.0 0.0	0.1753 [0.2000]	87.6%			
NFDHA	(295.0 / 201.0) 42344 (295.0 / 85.0) 31617	(5.99, 0.98) (N/A, 0.01, 0.0)	293.7 311.1	0.7467 86.9 86.9	0.2169 [0.2000]	108.4%			
13C3_PFBA_IIS	(216.0 / 172.0) 235272	(3.65, N/A) (N/A, 0.01, N/A)	540.1	N/A	1.0925 [1.0000]	109.2% {102.8%}			
13C2_PFHxA_IIS	(315.0 / 270.0) 382146	(6.11, N/A) (N/A, 0.01, N/A)	614.8	N/A	1.0067 [1.0000]	100.7% {98.3%}			
13C4_PFOA_IIS	(417.0 / 372.0) 356226	(7.85, N/A) (N/A, 0.01, N/A)	561.8	N/A	0.9869 [1.0000]	98.7% {94.9%}			
13C5_PFNA_IIS	(468.0 / 423.0) 288939	(8.59, N/A) (N/A, 0.00, N/A)	391.8	N/A	0.9826 [1.0000]	98.3% {94.5%}			

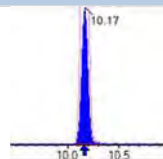
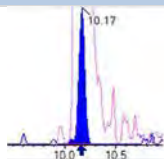
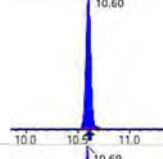
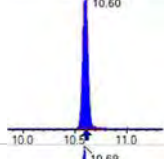
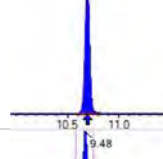
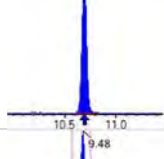
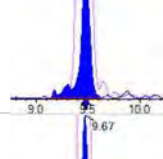
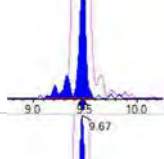
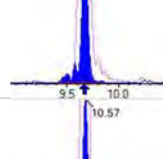
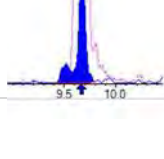
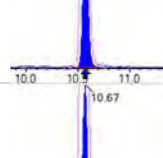
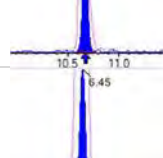
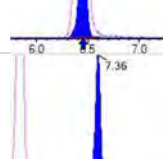
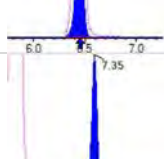
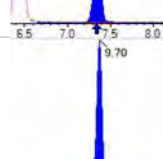
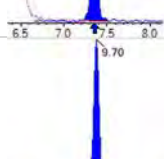
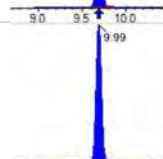
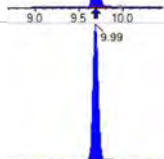

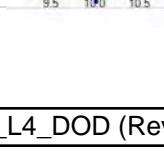
Analyte	(Q1 / Q3) Area Counts*min	R.T. (R.T [min], R.R.T.) ( $\Delta$ RT-Imin, $\Delta$ RT-CVmin, $\Delta$ RT ion[s])	S / N	Ion Ratio IR Vs MP% IR Vs CV%	Concentration True ng/mL	Q.C. Rec. {Area%CV}	Primary Transition	Confirmation Transition	Flag
13C2_PFDA_IIS	(515.0 / 470.1) 353077	(9.26, N/A) (N/A, 0.00, N/A)	332.9	N/A	1.0365 [1.0000]	103.6% {96.8%}			
18O2_PFHxS_IIS	(403.0 / 83.9) 636498	(7.97, N/A) (N/A, 0.00, N/A)	788.3	N/A	1.0519 [1.0000]	105.2% {100.4%}			
13C4_PFOS_IIS	(503.0 / 79.9) 710383	(9.41, N/A) (N/A, 0.00, N/A)	498.2	N/A	1.1017 [1.0000]	110.2% {114.6%}			
13C4_PFBA_EIS	(217.0 / 172.0) 1960919	(3.65, N/A) (N/A, 0.01, N/A)	767.1	N/A	8.3017 [8.0000]	103.8% {105.8%}			
13C5_PFPeA_EIS	(268.0 / 223.0) 1266139	(4.95, N/A) (N/A, 0.00, N/A)	607.9	N/A	4.3916 [4.0000]	109.8% {107.1%}			
13C5_PFHxA_EIS	(318.0 / 273.0) 801655	(6.11, N/A) (N/A, 0.01, N/A)	529.0	N/A	2.0500 [2.0000]	102.5% {107.2%}			
13C4_PFHpA_EIS	(367.0 / 322.0) 707139	(7.04, N/A) (N/A, 0.01, N/A)	438.7	N/A	2.0816 [2.0000]	104.1% {103.0%}			
13C8_PFOA_EIS	(421.0 / 376.0) 791606	(7.85, N/A) (N/A, 0.01, N/A)	516.0	N/A	2.1719 [2.0000]	108.6% {103.3%}			
13C9_PFNA_EIS	(472.0 / 427.0) 328554	(8.59, N/A) (N/A, 0.00, N/A)	417.0	N/A	1.0944 [1.0000]	109.4% {107.3%}			
13C6_PFDA_EIS	(519.0 / 474.0) 413773	(9.26, N/A) (N/A, -0.01, N/A)	356.1	N/A	0.9702 [1.0000]	97.0% {95.8%}			
13C7_PFUnA_EIS	(570.0 / 525.0) 604786	(9.70, N/A) (N/A, 0.00, N/A)	335.5	N/A	1.1531 [1.0000]	115.3% {107.7%}			

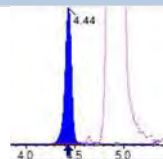
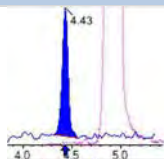
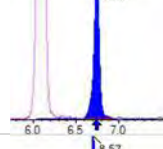
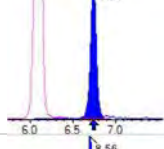
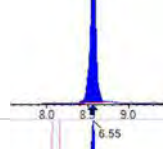
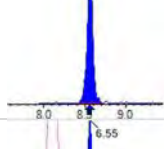
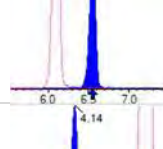
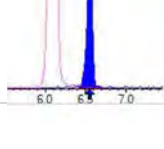
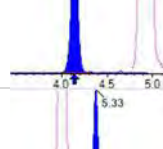
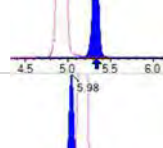
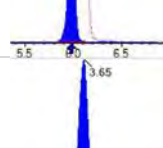
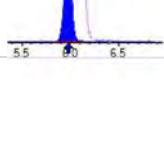
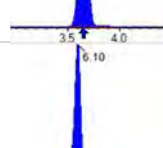
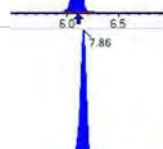
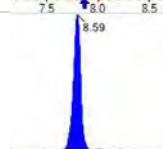

Analyte	(Q1 / Q3) Area Counts*min	R.T. (R.T [min], R.R.T.) ( $\Delta$ RT-Imin, $\Delta$ RT-CVmin, $\Delta$ RT ion[s])	S / N	Ion Ratio IR Vs MP% IR Vs CV%	Concentration True ng/mL	Q.C. Rec. {Area%CV}	Primary Transition	Confirmation Transition	Flag
13C2_PFDa_EIS	(615.0 / 570.0) 521890	(9.89, N/A) (N/A, 0.01, N/A)	529.6	N/A	0.9971 [1.0000]	99.7% {90.3%}			
13C2_PFTeDA_EIS	(715.0 / 670.0) 306266	(10.12, N/A) (N/A, 0.00, N/A)	575.2	N/A	0.9235 [1.0000]	92.3% {91.6%}			
13C3_PFBs_EIS	(302.0 / 80.0) 2072368	(6.06, N/A) (N/A, 0.01, N/A)	568.2	N/A	2.1513 [2.0000]	107.6% {113.2%}			
13C3_PFHxS_EIS	(402.0 / 80.0) 1110634	(7.97, N/A) (N/A, 0.00, N/A)	712.9	N/A	2.1293 [2.0000]	106.5% {111.7%}			
13C8_PFOS_EIS	(507.0 / 80.0) 1583007	(9.41, N/A) (N/A, 0.00, N/A)	455.7	N/A	1.8491 [2.0000]	92.5% {96.5%}			
13C2_4:2FTS_EIS	(329.0 / 81.0) 414361	(5.78, N/A) (N/A, 0.01, N/A)	552.1	N/A	3.8073 [4.0000]	95.2% {95.6%}			
13C2_6:2FTS_EIS	(429.0 / 81.0) 570226	(7.52, N/A) (N/A, 0.00, N/A)	684.1	N/A	3.9599 [4.0000]	99.0% {99.0%}			
13C2_8:2FTS_EIS	(529.0 / 81.0) 752759	(8.92, N/A) (N/A, -0.01, N/A)	680.9	N/A	4.1470 [4.0000]	103.7% {118.5%}			
13C8_PFOsa_EIS	(506.0 / 78.0) 2058681	(10.17, N/A) (N/A, 0.00, N/A)	695.8	N/A	2.0603 [2.0000]	103.0% {114.5%}			
D3_NMeFOSA_EIS	(515.0 / 169.0) 302654	(10.61, N/A) (N/A, 0.00, N/A)	603.9	N/A	1.6018 [2.0000]	80.1% {81.9%}			
D5_NeIFOSA_EIS	(531.0 / 169.0) 301498	(10.70, N/A) (N/A, 0.00, N/A)	893.8	N/A	1.7421 [2.0000]	87.1% {88.5%}			

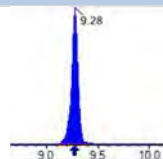
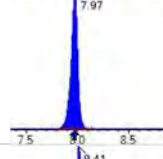
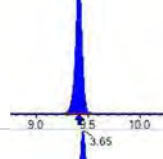
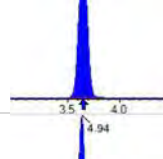
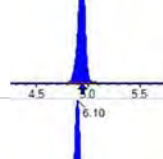
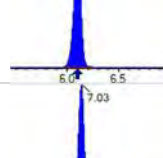
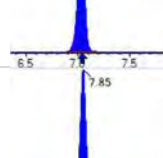
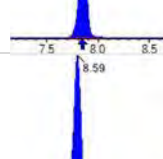
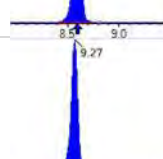
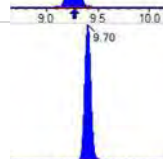

Analyte	(Q1 / Q3) Area Counts*min	R.T. (R.T [min], R.R.T.) ( $\Delta$ RT-Imin, $\Delta$ RT-CVmin, $\Delta$ RT ion[s])	S / N	Ion Ratio IR Vs MP% IR Vs CV%	Concentration True ng/mL	Q.C. Rec. {Area%CV}	Primary Transition	Confirmation Transition	Flag
D3_MeFOSAA_EIS	(573.0 / 419.0) 1145420	(9.47, N/A) (N/A, 0.00, N/A)	409.0	N/A	4.2524 [4.0000]	106.3% {112.5%}			
D5_EtFOSAA_EIS	(589.0 / 419.0) 831346	(9.66, N/A) (N/A, 0.00, N/A)	103.6	N/A	3.8818 [4.0000]	97.0% {114.9%}			
D7_NMeFOSE_EIS	(623.0 / 58.9) 700011	(10.57, N/A) (N/A, 0.00, N/A)	1143.1	N/A	16.9568 [20.0000]	84.8% {86.8%}			
D9_NEtFOSE_EIS	(639.0 / 58.9) 309835	(10.67, N/A) (N/A, 0.00, N/A)	1258.0	N/A	16.2759 [20.0000]	81.4% {81.1%}			
13C3_HFPODA_EIS	(287.0 / 169.0) 1884053	(6.45, N/A) (N/A, 0.01, N/A)	709.3	N/A	8.6123 [8.0000]	107.7% {107.1%}			

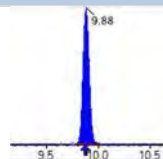
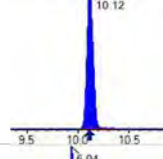
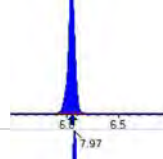
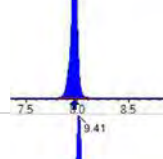
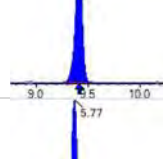
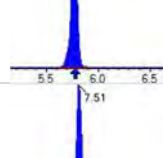
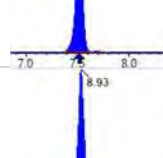
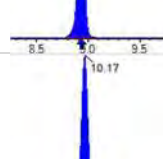
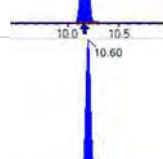
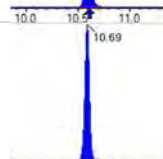

Analyte	(Q1 / Q3) Area Counts*min	R.T. (R.T [min], R.R.T.) ( $\Delta$ RT-[min], $\Delta$ RT- CV[min], $\Delta$ RT ion[s])	S / N	Ion Ratio IR Vs MP% IR Vs CV%	Concentration [ True ] ng/mL	Q.C. Rec. {Area%CV}	Primary Transition	Confirmation Transition	Flag
PFBA	(213.0 / 169.0) 402296	(3.65, 1.00) (0.00, N/A, 0.0)	247.7	N/A 0.0 0.0	1.9345 [2.0000]	96.7%			
PFPeA	(263.0 / 219.0) 279074 (263.0 / 69.0) 2616	(4.94, 1.00) (0.00, N/A, 0.1)	430.7 53.7	0.0094 90.7 90.7	0.9444 [1.0000]	94.4%			
PFHxA	(313.0 / 269.0) 189785 (313.0 / 119.0) 16584	(6.10, 1.00) (0.00, N/A, 0.1)	274.4 85.4	0.0874 89.8 89.8	0.4763 [0.5000]	95.3%			
PFHpA	(363.0 / 319.0) 164005 (363.0 / 169.0) 51208	(7.03, 1.00) (0.00, N/A, 0.3)	245.4 168.5	0.3122 109.1 109.1	0.4511 [0.5000]	90.2%			
PFOA	(413.0 / 369.0) 190363 (413.0 / 169.0) 60265	(7.85, 1.00) (0.00, N/A, -0.1)	326.2 295.2	0.3166 104.3 104.3	0.4894 [0.5000]	97.9%			
PFNA	(463.0 / 419.0) 130560 (463.0 / 169.0) 30420	(8.59, 1.00) (0.00, N/A, 0.2)	267.2 226.3	0.2330 110.0 110.0	0.4508 [0.5000]	90.2%			
PFDA	(513.0 / 469.0) 199011 (513.0 / 169.0) 19081	(9.27, 1.00) (0.00, N/A, -0.1)	212.3 136.6	0.0959 104.0 104.0	0.4371 [0.5000]	87.4%			
PFUnA	(563.0 / 519.0) 208100 (563.0 / 169.0) 25692	(9.70, 1.00) (0.00, N/A, -0.3)	350.4 169.5	0.1235 160.5 160.5	0.4435 [0.5000]	88.7%			IR2,
PFDoA	(613.0 / 569.0) 210701 (613.0 / 169.0) 31544	(9.88, 1.00) (0.00, N/A, 0.3)	355.6 222.1	0.1497 111.1 111.1	0.4681 [0.5000]	93.6%			
PFTrDA	(663.0 / 619.0) 247314 (663.0 / 169.0) 55724	(10.01, 1.01) (N/A, 0.00, -0.1)	356.0 281.3	0.2253 103.4 103.4	0.6297 [0.5000]	125.9%			
PFTeDA	(713.0 / 669.0) 166212 (713.0 / 169.0) 26500	(10.11, 1.00) (0.00, N/A, -0.3)	230.8 85.9	0.1594 80.8 80.8	0.4141 [0.5000]	82.8%			

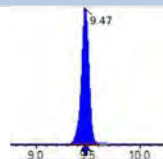
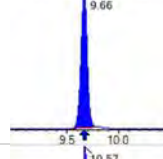
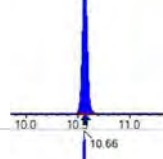
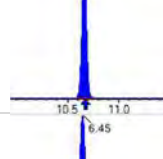
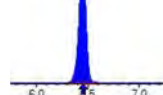
Analyte	(Q1 / Q3) Area Counts*min	R.T. (R.T [min], R.R.T.) ( $\Delta$ RT-[min], $\Delta$ RT- CV[min], $\Delta$ RT ion[s])	S / N	Ion Ratio IR Vs MP% IR Vs CV%	Concentration [ True ] ng/mL	Q.C. Rec. {Area%CV}	Primary Transition	Confirmation Transition	Flag
PFBS	(299.0 / 80.0) 242663 (299.0 / 99.0) 164768	(6.04, 1.00) (0.00, N/A, -0.1)	687.1 369.0	0.6790 103.3 103.3	0.4100 [0.4424]	92.7%			
PFPeS	(349.0 / 80.0) 434855 (349.0 / 99.0) 150901	(7.09, 0.89) (N/A, 0.00, 0.1)	488.1 587.8	0.3470 93.6 93.6	0.4273 [0.4692]	91.1%			
PFHxS	(399.0 / 80.0) 361023 (399.0 / 99.0) 126083	(7.97, 1.00) (0.00, N/A, 0.1)	598.8 426.9	0.3492 107.1 107.1	0.4028 [0.4555]	88.4%			
PFHpS	(449.0 / 80.0) 334962 (449.0 / 99.0) 83272	(8.74, 0.93) (N/A, 0.01, 0.0)	395.3 293.5	0.2486 95.4 95.4	0.4048 [0.4757]	85.1%			
PFOS	(499.0 / 80.0) 421281 (499.0 / 99.0) 109705	(9.41, 1.00) (0.00, N/A, 0.4)	199.5 129.7	0.2604 125.2 125.2	0.4423 [0.4637]	95.4%			
PFNS	(549.0 / 80.0) 485854 (549.0 / 99.0) 121847	(9.75, 1.04) (N/A, 0.00, -0.2)	589.3 328.9	0.2508 105.4 105.4	0.4500 [0.4799]	93.8%			
PFDS	(599.0 / 80.0) 586005 (599.0 / 99.0) 131066	(9.90, 1.05) (N/A, 0.00, 0.1)	870.1 303.9	0.2237 85.0 85.0	0.4489 [0.4816]	93.2%			
PFDoS	(699.0 / 80.0) 284529 (699.0 / 99.0) 55248	(10.10, 1.07) (N/A, 0.00, -0.1)	471.3 229.3	0.1942 99.0 99.0	0.4628 [0.4848]	95.5%			
4:2FTS	(327.0 / 307.0) 795210 (327.0 / 81.0) 390917	(5.77, 1.00) (0.00, N/A, -0.1)	747.1 345.9	0.4916 68.7 68.7	1.9941 [1.8691]	106.7%			
6:2FTS	(427.0 / 407.0) 423573 (427.0 / 81.0) 288351	(7.52, 1.00) (0.00, N/A, 0.2)	382.4 457.1	0.6808 92.1 92.1	1.7457 [1.8981]	92.0%			
8:2FTS	(527.0 / 507.0) 576340 (527.0 / 81.0) 354122	(8.93, 1.00) (0.00, N/A, -0.1)	451.1 406.3	0.6144 100.4 100.4	1.8926 [1.9166]	98.7%			

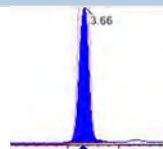
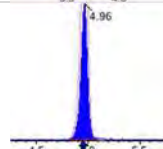
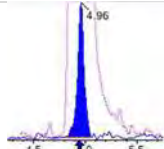
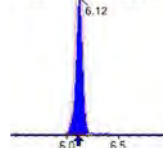
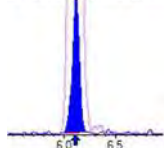
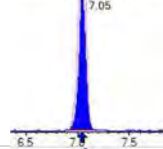
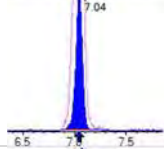
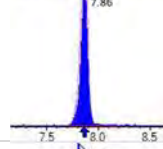
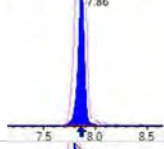
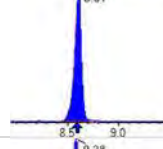
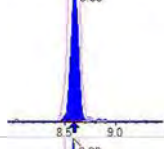
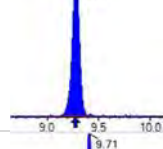
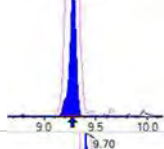
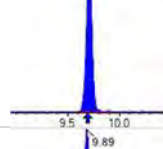
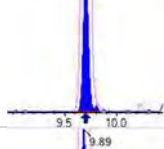
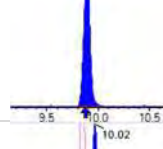
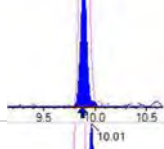
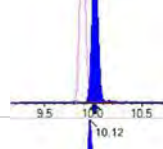
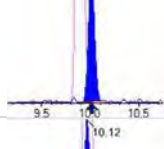
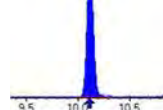
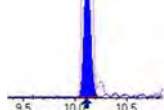
Analyte	(Q1 / Q3) Area Counts*min	R.T. (R.T [min], R.R.T.) ( $\Delta$ RT-[min], $\Delta$ RT- CV[min], $\Delta$ RT ion[s])	S / N	Ion Ratio IR Vs MP% IR Vs CV%	Concentration [ True ] ng/mL	Q.C. Rec. {Area%CV}	Primary Transition	Confirmation Transition	Flag
PFOSA	(498.0 / 78.0) 519474 (498.0 / 478.0) 11090	(10.17, 1.00) (0.00, N/A, -0.1)	820.5 116.7	0.0213 102.3 102.3	0.4908 [0.5000]	98.2%			
NMeFOFA	(512.0 / 219.0) 303557 (512.0 / 169.0) 212046	(10.60, 1.00) (0.00, N/A, 0.0)	1055.8 770.4	0.6985 100.9 100.9	2.0811 [2.0000]	104.1%			
NEFOFA	(526.0 / 219.0) 283277 (526.0 / 169.0) 309635	(10.69, 1.00) (0.00, N/A, 0.1)	1004.6 653.9	1.0930 110.1 110.1	1.9023 [2.0000]	95.1%			
NMeFOSAA	(570.0 / 419.0) 106673 (570.0 / 483.0) 59479	(9.48, 1.00) (0.00, N/A, -0.2)	123.6 149.2	0.5576 100.2 100.2	0.4373 [0.5000]	87.5%			
NEFOSAA	(584.0 / 419.0) 82888 (584.0 / 526.0) 52662	(9.67, 1.00) (0.01, N/A, -0.1)	415.2 167.0	0.6353 107.1 107.1	0.4136 [0.5000]	82.7%			
NMeFOSE	(616.0 / 59.0) 78568	(10.57, 1.00) (0.00, N/A, 0.0)	382.8	N/A 0.0 0.0	1.8458 [2.0000]	92.3%			
NEFOSE	(630.0 / 59.0) 15635	(10.67, 1.00) (0.01, N/A, 0.0)	310.1	N/A 0.0 0.0	1.8679 [2.0000]	93.4%			
HFPO-DA	(285.0 / 169.0) 159437 (285.0 / 185.0) 364168	(6.45, 1.00) (0.00, N/A, 0.0)	804.5 666.9	2.2841 89.1 89.1	0.9782 [1.0000]	97.8%			
ADONA	(377.0 / 85.0) 531015 (377.0 / 251.0) 66200	(7.36, 1.14) (N/A, 0.01, 0.1)	499.3 202.1	0.1247 101.3 101.3	0.8176 [0.9427]	86.7%			
9CI-Pf3ONS	(531.0 / 351.0) 1441912 (533.0 / 353.0) 517547	(9.70, 1.50) (N/A, 0.00, 0.0)	464.9 391.2	0.3589 113.6 113.6	0.8128 [0.9333]	87.1%			
11CI-PF3OUDS	(631.0 / 451.0) 913812 (633.0 / 453.0) 303191	(9.99, 1.55) (N/A, 0.00, 0.2)	684.6 427.5	0.3318 107.1 107.1	0.9102 [0.9432]	96.5%			

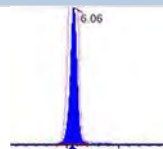
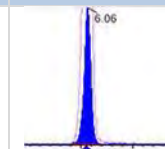
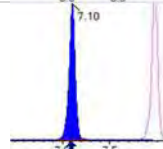
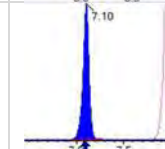
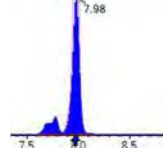
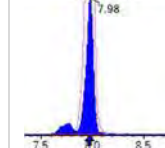
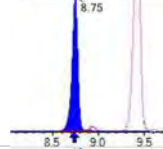
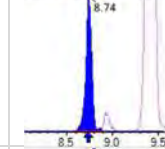
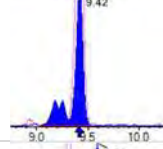
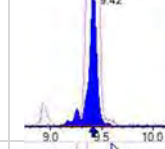
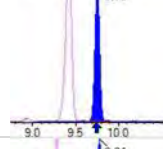
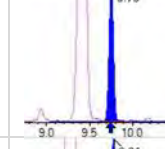
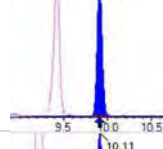
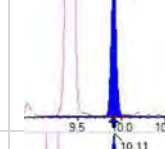
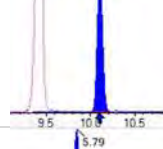
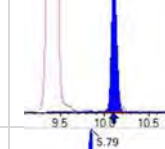
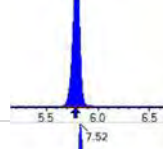
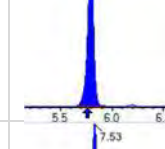
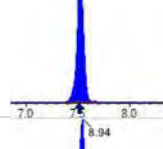
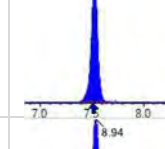
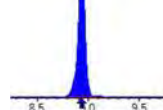
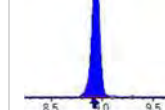
Analyte	(Q1 / Q3) Area Counts*min	R.T. (R.T [min], R.R.T.) ( $\Delta$ RT-[min], $\Delta$ RT- CV[min], $\Delta$ RT ion[s])	S / N	Ion Ratio IR Vs MP% IR Vs CV%	Concentration [ True ] ng/mL	Q.C. Rec. {Area%CV}	Primary Transition	Confirmation Transition	Flag
3:3FTCA	(241.0 / 177.0) 19427 (241.0 / 117.0) 23350	(4.44, 0.90) (N/A, 0.00, 0.2)	305.4 93.8	1.2020 91.4 91.4	1.9127 [2.0000]	95.6%			
5:3FTCA	(341.0 / 236.7) 122307 (341.0 / 217.0) 179981	(6.75, 1.11) (N/A, 0.00, 0.2)	356.0 241.6	1.4716 82.0 82.0	2.0052 [2.0000]	100.3%			
7:3FTCA	(441.0 / 317.0) 139476 (441.0 / 337.0) 129368	(8.57, 1.40) (N/A, 0.01, 0.1)	234.7 263.1	0.9275 112.5 112.5	1.7554 [2.0000]	87.8%			
PFEESA	(315.0 / 135.0) 264065 (315.0 / 83.0) 88899	(6.55, 1.07) (N/A, 0.01, 0.0)	555.4 279.4	0.3367 110.4 110.4	0.7217 [0.8925]	80.9%			
PFMPA	(229.0 / 85.0) 77721	(4.14, 0.84) (N/A, 0.00, 0.0)	683.4	N/A 0.0 0.0	0.9006 [1.0000]	90.1%			
PFMBA	(279.0 / 85.0) 228831	(5.33, 1.08) (N/A, -0.01, 0.0)	728.0	N/A 0.0 0.0	0.9298 [1.0000]	93.0%			
NFDHA	(295.0 / 201.0) 179208 (295.0 / 85.0) 167545	(5.98, 0.98) (N/A, 0.00, 0.1)	644.8 431.5	0.9349 108.8 108.8	0.9162 [1.0000]	91.6%			
13C3_PFBA_IIS	(216.0 / 172.0) 220234	(3.65, N/A) (N/A, 0.01, N/A)	540.1	N/A	1.0227 [1.0000]	102.3% {96.2%}			
13C2_PFHxA_IIS	(315.0 / 270.0) 398022	(6.10, N/A) (N/A, 0.00, N/A)	488.7	N/A	1.0485 [1.0000]	104.8% {102.4%}			
13C4_PFOA_IIS	(417.0 / 372.0) 336349	(7.86, N/A) (N/A, 0.01, N/A)	494.2	N/A	0.9318 [1.0000]	93.2% {89.6%}			
13C5_PFNA_IIS	(468.0 / 423.0) 280637	(8.59, N/A) (N/A, 0.00, N/A)	376.1	N/A	0.9543 [1.0000]	95.4% {91.8%}			

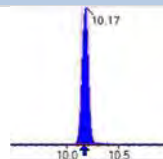
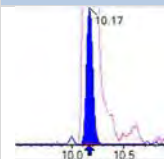
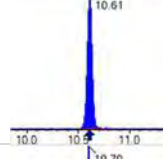
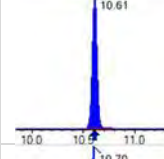
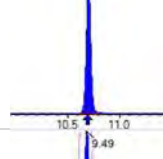
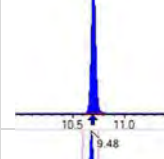
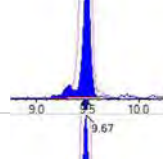
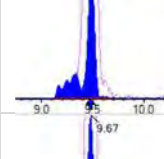
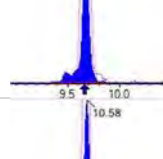
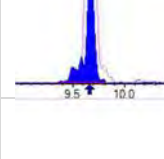
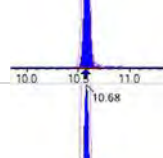
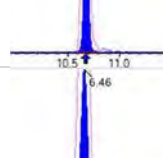
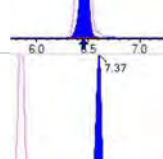
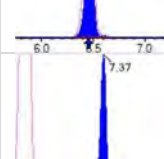
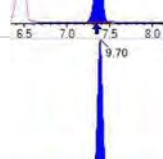
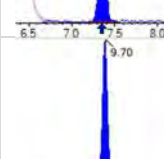
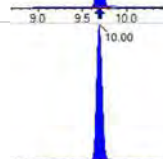
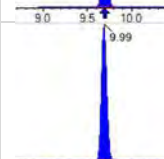

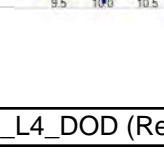
Analyte	(Q1 / Q3) Area Counts*min	R.T. (R.T [min], R.R.T.) ( $\Delta$ RT-[min], $\Delta$ RT- CV[min], $\Delta$ RT ion[s])	S / N	Ion Ratio IR Vs MP% IR Vs CV%	Concentration [ True ] ng/mL	Q.C. Rec. {Area%CV}	Primary Transition	Confirmation Transition	Flag
13C2_PFDA_IIS	(515.0 / 470.1) 350984	(9.28, N/A) (N/A, 0.01, N/A)	437.4	N/A	1.0303 [ 1.0000 ]	103.0% { 96.2% }			
18O2_PFHxS_IIS	(403.0 / 83.9) 570276	(7.97, N/A) (N/A, 0.01, N/A)	714.9	N/A	0.9425 [ 1.0000 ]	94.2% { 89.9% }			
13C4_PFOS_IIS	(503.0 / 79.9) 710149	(9.41, N/A) (N/A, 0.00, N/A)	467.7	N/A	1.1013 [ 1.0000 ]	110.1% { 114.5% }			
13C4_PFBA_EIS	(217.0 / 172.0) 1780653	(3.65, N/A) (N/A, 0.01, N/A)	707.6	N/A	8.0532 [ 8.0000 ]	100.7% { 96.1% }			
13C5_PFPeA_EIS	(268.0 / 223.0) 1244826	(4.94, N/A) (N/A, -0.01, N/A)	564.6	N/A	4.1455 [ 4.0000 ]	103.6% { 105.3% }			
13C5_PFHxA_EIS	(318.0 / 273.0) 803147	(6.10, N/A) (N/A, 0.00, N/A)	608.2	N/A	1.9719 [ 2.0000 ]	98.6% { 107.4% }			
13C4_PFHpA_EIS	(367.0 / 322.0) 693985	(7.03, N/A) (N/A, 0.00, N/A)	600.5	N/A	1.9614 [ 2.0000 ]	98.1% { 101.1% }			
13C8_PFOA_EIS	(421.0 / 376.0) 730263	(7.85, N/A) (N/A, 0.00, N/A)	601.2	N/A	2.1220 [ 2.0000 ]	106.1% { 95.3% }			
13C9_PFNA_EIS	(472.0 / 427.0) 300091	(8.59, N/A) (N/A, 0.01, N/A)	293.5	N/A	1.0291 [ 1.0000 ]	102.9% { 98.0% }			
13C6_PFDA_EIS	(519.0 / 474.0) 459151	(9.27, N/A) (N/A, 0.00, N/A)	293.8	N/A	1.0830 [ 1.0000 ]	108.3% { 106.4% }			
13C7_PFUnA_EIS	(570.0 / 525.0) 514136	(9.70, N/A) (N/A, 0.00, N/A)	546.5	N/A	0.9861 [ 1.0000 ]	98.6% { 91.6% }			

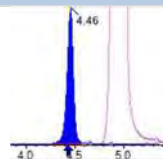
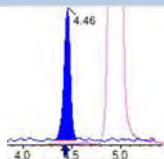
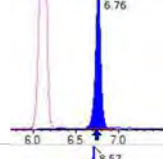
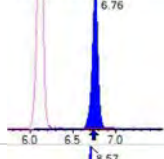
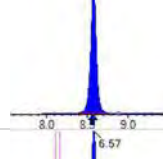
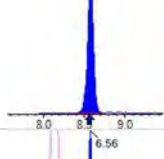
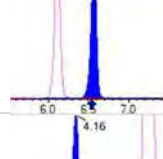
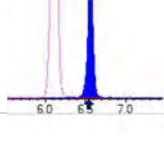
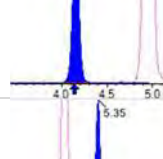
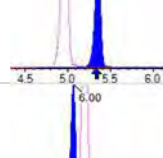
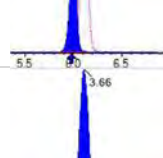
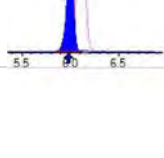
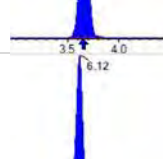
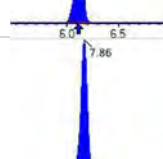
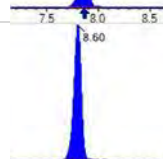

Analyte	(Q1 / Q3) Area Counts*min	R.T. (R.T [min], R.R.T.) ( $\Delta$ RT-[min], $\Delta$ RT- CV[min], $\Delta$ RT ion[s])	S / N	Ion Ratio IR Vs MP% IR Vs CV%	Concentration [ True ] ng/mL	Q.C. Rec. {Area%CV}	Primary Transition	Confirmation Transition	Flag
13C2_PFDa_EIS	(615.0 / 570.0) 469712	(9.88, N/A) (N/A, 0.00, N/A)	439.4	N/A	0.9028 [ 1.0000 ]	90.3% { 81.3% }			
13C2_PFTeDA_EIS	(715.0 / 670.0) 396839	(10.12, N/A) (N/A, 0.00, N/A)	1920.2	N/A	1.2037 [ 1.0000 ]	120.4% { 118.7% }			
13C3_PFBs_EIS	(302.0 / 80.0) 1855337	(6.04, N/A) (N/A, 0.00, N/A)	711.2	N/A	2.1496 [ 2.0000 ]	107.5% { 101.4% }			
13C3_PFHxS_EIS	(402.0 / 80.0) 1034943	(7.97, N/A) (N/A, 0.01, N/A)	751.5	N/A	2.2146 [ 2.0000 ]	110.7% { 104.1% }			
13C8_PFOS_EIS	(507.0 / 80.0) 1635848	(9.41, N/A) (N/A, 0.01, N/A)	365.2	N/A	1.9115 [ 2.0000 ]	95.6% { 99.7% }			
13C2_4:2FTS_EIS	(329.0 / 81.0) 469106	(5.77, N/A) (N/A, -0.01, N/A)	740.1	N/A	4.8108 [ 4.0000 ]	120.3% { 108.2% }			
13C2_6:2FTS_EIS	(429.0 / 81.0) 604520	(7.51, N/A) (N/A, 0.00, N/A)	669.1	N/A	4.6855 [ 4.0000 ]	117.1% { 104.9% }			
13C2_8:2FTS_EIS	(529.0 / 81.0) 780904	(8.93, N/A) (N/A, 0.00, N/A)	536.1	N/A	4.8016 [ 4.0000 ]	120.0% { 122.9% }			
13C8_PFOsa_EIS	(506.0 / 78.0) 1825451	(10.17, N/A) (N/A, 0.00, N/A)	763.9	N/A	1.8275 [ 2.0000 ]	91.4% { 101.5% }			
D3_NMeFOSA_EIS	(515.0 / 169.0) 300317	(10.60, N/A) (N/A, 0.00, N/A)	873.8	N/A	1.5899 [ 2.0000 ]	79.5% { 81.3% }			
D5_NEtFOSA_EIS	(531.0 / 169.0) 300255	(10.69, N/A) (N/A, 0.00, N/A)	805.0	N/A	1.7355 [ 2.0000 ]	86.8% { 88.2% }			

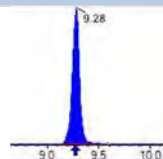
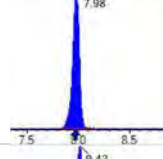
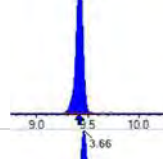
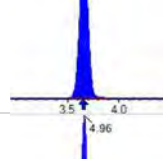
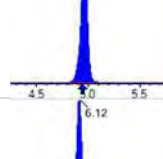
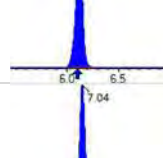
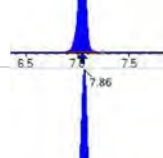
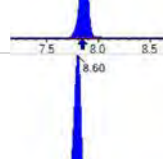
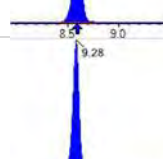
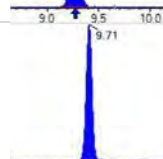

Analyte	(Q1 / Q3) Area Counts*min	R.T. (R.T [min], R.R.T.) ( $\Delta$ RT-I[ $\mu$ min], $\Delta$ RT- CV[ $\mu$ min], $\Delta$ RT ion[s])	S / N	Ion Ratio IR Vs MP% IR Vs CV%	Concentration [ True ] ng/mL	Q.C. Rec. {Area%CV}	Primary Transition	Confirmation Transition	Flag
D3_MeFOSAA_EIS	(573.0 / 419.0) 1075145	(9.47, N/A) (N/A, 0.01, N/A)	285.3	N/A	3.9929 [ 4.0000 ]	99.8% { 105.6% }			
D5_EtFOSAA_EIS	(589.0 / 419.0) 813269	(9.66, N/A) (N/A, 0.01, N/A)	150.4	N/A	3.7987 [ 4.0000 ]	95.0% { 112.4% }			
D7_NMeFOSE_EIS	(623.0 / 58.9) 697263	(10.57, N/A) (N/A, 0.00, N/A)	967.8	N/A	16.8958 [ 20.0000 ]	84.5% { 86.4% }			
D9_NEtFOSE_EIS	(639.0 / 58.9) 322625	(10.66, N/A) (N/A, 0.00, N/A)	1375.8	N/A	16.9534 [ 20.0000 ]	84.8% { 84.5% }			
13C3_HFPODA_EIS	(287.0 / 169.0) 1878388	(6.45, N/A) (N/A, 0.00, N/A)	838.5	N/A	8.2440 [ 8.0000 ]	103.0% { 106.8% }			

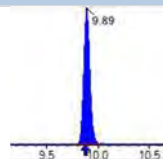
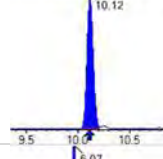
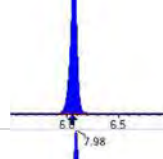
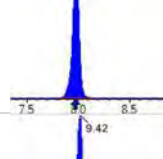
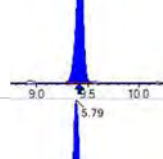
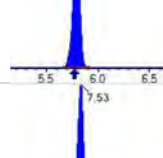
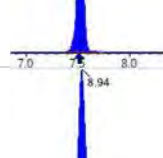

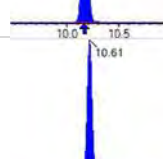
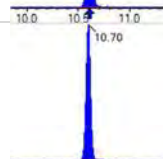

Analyte	(Q1 / Q3) Area Counts*min	R.T. (R.T [min], R.R.T.) ( $\Delta$ RT-[min], $\Delta$ RT- CV[min], $\Delta$ RT ion[s])	S / N	Ion Ratio IR Vs MP% IR Vs CV%	Concentration [ True ] ng/mL	Q.C. Rec. {Area%CV}	Primary Transition	Confirmation Transition	Flag
PFBA	(213.0 / 169.0) 832528	(3.66, 1.00) (0.00, N/A, 0.0)	410.9	N/A 0.0 0.0	4.0688 [4.0000]	101.7%			
PFPeA	(263.0 / 219.0) 512631 (263.0 / 69.0) 6240	(4.96, 1.00) (0.00, N/A, 0.2)	591.1 102.5	0.0122 117.8 117.8	1.9248 [2.0000]	96.2%			
PFHxA	(313.0 / 269.0) 398514 (313.0 / 119.0) 31864	(6.12, 1.00) (0.00, N/A, 0.1)	451.3 152.0	0.0800 82.2 82.2	0.9987 [1.0000]	99.9%			
PFHpA	(363.0 / 319.0) 343559 (363.0 / 169.0) 103023	(7.05, 1.00) (0.00, N/A, 0.1)	374.1 303.8	0.2999 104.8 104.8	0.9855 [1.0000]	98.6%			
PFOA	(413.0 / 369.0) 445614 (413.0 / 169.0) 139652	(7.86, 1.00) (0.00, N/A, 0.0)	578.5 539.6	0.3134 103.2 103.2	1.0647 [1.0000]	106.5%			
PFNA	(463.0 / 419.0) 325945 (463.0 / 169.0) 62613	(8.61, 1.00) (0.01, N/A, 0.4)	434.6 243.4	0.1921 90.7 90.7	1.0650 [1.0000]	106.5%			
PFDA	(513.0 / 469.0) 411404 (513.0 / 169.0) 43420	(9.28, 1.00) (0.00, N/A, -0.1)	306.1 225.4	0.1055 114.5 114.5	0.9753 [1.0000]	97.5%			
PFUnA	(563.0 / 519.0) 506725 (563.0 / 169.0) 48794	(9.71, 1.00) (0.00, N/A, 0.3)	470.5 218.6	0.0963 125.2 125.2	0.9819 [1.0000]	98.2%			
PFDoA	(613.0 / 569.0) 473507 (613.0 / 169.0) 64431	(9.89, 1.00) (0.00, N/A, 0.1)	407.4 237.7	0.1361 101.0 101.0	1.0317 [1.0000]	103.2%			
PFTrDA	(663.0 / 619.0) 396925 (663.0 / 169.0) 80681	(10.02, 1.01) (N/A, 0.01, 0.3)	341.0 146.7	0.2033 93.3 93.3	0.9912 [1.0000]	99.1%			
PFTeDA	(713.0 / 669.0) 322090 (713.0 / 169.0) 59556	(10.12, 1.00) (0.00, N/A, 0.0)	352.5 155.9	0.1849 93.7 93.7	0.9703 [1.0000]	97.0%			

Analyte	(Q1 / Q3) Area Counts*min	R.T. (R.T [min], R.R.T.) ( $\Delta$ RT-[min], $\Delta$ RT- CV[min], $\Delta$ RT ion[s])	S / N	Ion Ratio IR Vs MP% IR Vs CV%	Concentration [ True ] ng/mL	Q.C. Rec. {Area%CV}	Primary Transition	Confirmation Transition	Flag
PFBS	(299.0 / 80.0) 506545 (299.0 / 99.0) 350471	(6.06, 1.00) (0.00, N/A, 0.0)	559.6 554.7	0.6919 105.3 105.3	0.8166 [0.8847]	92.3%			
PFPeS	(349.0 / 80.0) 883731 (349.0 / 99.0) 312843	(7.10, 0.89) (N/A, 0.01, 0.1)	526.3 532.1	0.3540 95.5 95.5	0.8840 [0.9384]	94.2%			
PFHxS	(399.0 / 80.0) 803579 (399.0 / 99.0) 265749	(7.98, 1.00) (0.00, N/A, 0.1)	622.2 783.4	0.3307 101.4 101.4	0.9126 [0.9110]	100.2%			
PFHpS	(449.0 / 80.0) 797379 (449.0 / 99.0) 211887	(8.75, 0.93) (N/A, 0.01, 0.1)	489.2 408.0	0.2657 102.0 102.0	0.9256 [0.9514]	97.3%			
PFOS	(499.0 / 80.0) 877263 (499.0 / 99.0) 212328	(9.42, 1.00) (0.00, N/A, 0.2)	299.1 479.7	0.2420 116.4 116.4	0.8848 [0.9275]	95.4%			
PFNS	(549.0 / 80.0) 1030388 (549.0 / 99.0) 259198	(9.75, 1.04) (N/A, 0.01, 0.0)	568.0 392.2	0.2516 105.7 105.7	0.9168 [0.9599]	95.5%			
PFDS	(599.0 / 80.0) 1409403 (599.0 / 99.0) 286566	(9.91, 1.05) (N/A, 0.01, -0.1)	966.3 304.0	0.2033 77.3 77.3	1.0371 [0.9631]	107.7%			
PFDoS	(699.0 / 80.0) 600862 (699.0 / 99.0) 132054	(10.11, 1.07) (N/A, 0.00, -0.1)	673.8 529.4	0.2198 112.1 112.1	0.9389 [0.9696]	96.8%			
4:2FTS	(327.0 / 307.0) 1325648 (327.0 / 81.0) 858951	(5.79, 1.00) (0.00, N/A, -0.2)	602.2 447.5	0.6479 90.5 90.5	3.6040 [3.7381]	96.4%			
6:2FTS	(427.0 / 407.0) 831488 (427.0 / 81.0) 654270	(7.52, 1.00) (0.00, N/A, -0.1)	648.4 598.6	0.7869 106.5 106.5	3.3380 [3.7962]	87.9%			
8:2FTS	(527.0 / 507.0) 1096107 (527.0 / 81.0) 682152	(8.94, 1.00) (0.00, N/A, 0.1)	554.3 444.4	0.6223 101.7 101.7	3.5798 [3.8332]	93.4%			

Analyte	(Q1 / Q3) Area Counts*min	R.T. (R.T [min], R.R.T.) ( $\Delta$ RT-[min], $\Delta$ RT- CV[min], $\Delta$ RT ion[s])	S / N	Ion Ratio IR Vs MP% IR Vs CV%	Concentration [ True ] ng/mL	Q.C. Rec. {Area%CV}	Primary Transition	Confirmation Transition	Flag
PFOSA	(498.0 / 78.0) 1073714 (498.0 / 478.0) 24202	(10.17, 1.00) (0.00, N/A, 0.4)	793.2 308.9	0.0225 108.0 108.0	0.9167 [ 1.0000 ]	91.7%			
NMeFOSA	(512.0 / 219.0) 642378 (512.0 / 169.0) 466647	(10.61, 1.00) (0.00, N/A, 0.0)	1206.0 1189.2	0.7264 105.0 105.0	4.1281 [ 4.0000 ]	103.2%			
NEIFOSA	(526.0 / 219.0) 647229 (526.0 / 169.0) 693609	(10.70, 1.00) (0.00, N/A, 0.0)	1421.0 942.6	1.0717 108.0 108.0	4.0682 [ 4.0000 ]	101.7%			
NMeFOSAA	(570.0 / 419.0) 216630 (570.0 / 483.0) 123778	(9.49, 1.00) (0.01, N/A, 0.3)	202.7 287.9	0.5714 102.7 102.7	0.9960 [ 1.0000 ]	99.6%			
NEIFOSAA	(584.0 / 419.0) 225734 (584.0 / 526.0) 141303	(9.67, 1.00) (0.00, N/A, 0.0)	673.6 919.8	0.6260 105.5 105.5	1.0845 [ 1.0000 ]	108.5%			
NMeFOSE	(616.0 / 59.0) 174231	(10.58, 1.00) (0.01, N/A, 0.0)	874.8	N/A 0.0 0.0	3.9110 [ 4.0000 ]	97.8%			
NEtFOSE	(630.0 / 59.0) 33658	(10.68, 1.00) (0.01, N/A, 0.0)	650.4	N/A 0.0 0.0	3.7943 [ 4.0000 ]	94.9%			
HFPO-DA	(285.0 / 169.0) 276294 (285.0 / 185.0) 705858	(6.46, 1.00) (0.00, N/A, 0.1)	644.5 631.9	2.5547 99.7 99.7	1.7828 [ 2.0000 ]	89.1%			
ADONA	(377.0 / 85.0) 1106894 (377.0 / 251.0) 148471	(7.37, 1.14) (N/A, 0.02, 0.0)	459.7 275.9	0.1341 109.0 109.0	1.7922 [ 1.8854 ]	95.1%			
9CI-Pf3ONS	(531.0 / 351.0) 3409617 (533.0 / 353.0) 959415	(9.70, 1.50) (N/A, 0.01, 0.1)	484.7 596.6	0.2814 89.1 89.1	2.0214 [ 1.8665 ]	108.3%			
11CI-PF3OUDS	(631.0 / 451.0) 1843818 (633.0 / 453.0) 554137	(10.00, 1.55) (N/A, 0.00, 0.1)	930.5 875.4	0.3005 97.0 97.0	1.9314 [ 1.8864 ]	102.4%			

Analyte	(Q1 / Q3) Area Counts*min	R.T. (R.T [min], R.R.T.) ( $\Delta$ RT-[min], $\Delta$ RT- CV[min], $\Delta$ RT ion[s])	S / N	Ion Ratio IR Vs MP% IR Vs CV%	Concentration [ True ] ng/mL	Q.C. Rec. {Area%CV}	Primary Transition	Confirmation Transition	Flag
3:3FTCA	(241.0 / 177.0) 31954 (241.0 / 117.0) 46435	(4.46, 0.90) (N/A, 0.02, 0.0)	463.1 143.2	1.4532 110.5 110.5	3.4905 [4.0000]	87.3%			
5:3FTCA	(341.0 / 236.7) 243074 (341.0 / 217.0) 392999	(6.76, 1.10) (N/A, 0.02, 0.0)	423.1 453.4	1.6168 90.1 90.1	3.9800 [4.0000]	99.5%			
7:3FTCA	(441.0 / 317.0) 316909 (441.0 / 337.0) 273308	(8.57, 1.40) (N/A, 0.02, 0.0)	310.1 371.9	0.8624 104.6 104.6	3.9833 [4.0000]	99.6%			
PFEESA	(315.0 / 135.0) 630487 (315.0 / 83.0) 202316	(6.57, 1.07) (N/A, 0.02, 0.3)	721.1 496.4	0.3209 105.2 105.2	1.7210 [1.7849]	96.4%			
PFMPA	(229.0 / 85.0) 141443	(4.16, 0.84) (N/A, 0.02, 0.0)	843.0	N/A 0.0 0.0	1.8184 [2.0000]	90.9%			
PFMBA	(279.0 / 85.0) 439912	(5.35, 1.08) (N/A, 0.02, 0.0)	732.3	N/A 0.0 0.0	1.9832 [2.0000]	99.2%			
NFDHA	(295.0 / 201.0) 405018 (295.0 / 85.0) 360861	(6.00, 0.98) (N/A, 0.02, 0.0)	718.1 414.1	0.8910 103.7 103.7	2.0679 [2.0000]	103.4%			
13C3_PFBA_IIS	(216.0 / 172.0) 220503	(3.66, N/A) (N/A, 0.02, N/A)	609.8	N/A	1.0239 [1.0000]	102.4% {96.3%}			
13C2_PFHxA_IIS	(315.0 / 270.0) 381629	(6.12, N/A) (N/A, 0.01, N/A)	617.8	N/A	1.0053 [1.0000]	100.5% {98.2%}			
13C4_PFOA_IIS	(417.0 / 372.0) 399950	(7.86, N/A) (N/A, 0.01, N/A)	399.7	N/A	1.1080 [1.0000]	110.8% {106.5%}			
13C5_PFNA_IIS	(468.0 / 423.0) 274416	(8.60, N/A) (N/A, 0.01, N/A)	446.0	N/A	0.9332 [1.0000]	93.3% {89.8%}			

Analyte	(Q1 / Q3) Area Counts*min	R.T. (R.T [min], R.R.T.) ( $\Delta$ RT-[min], $\Delta$ RT- CV[min], $\Delta$ RT ion[s])	S / N	Ion Ratio IR Vs MP% IR Vs CV%	Concentration [ True ] ng/mL	Q.C. Rec. {Area%CV}	Primary Transition	Confirmation Transition	Flag
13C2_PFDA_IIS	(515.0 / 470.1) 334123	(9.28, N/A) (N/A, 0.01, N/A)	328.7	N/A	0.9808 [ 1.0000 ]	98.1% { 91.6% }			
18O2_PFHxS_IIS	(403.0 / 83.9) 601295	(7.98, N/A) (N/A, 0.02, N/A)	639.3	N/A	0.9937 [ 1.0000 ]	99.4% { 94.8% }			
13C4_PFOS_IIS	(503.0 / 79.9) 632346	(9.42, N/A) (N/A, 0.01, N/A)	514.7	N/A	0.9807 [ 1.0000 ]	98.1% { 102.0% }			
13C4_PFBA_EIS	(217.0 / 172.0) 1751953	(3.66, N/A) (N/A, 0.01, N/A)	623.5	N/A	7.9138 [ 8.0000 ]	98.9% { 94.5% }			
13C5_PFPeA_EIS	(268.0 / 223.0) 1121959	(4.96, N/A) (N/A, 0.02, N/A)	582.2	N/A	3.8968 [ 4.0000 ]	97.4% { 94.9% }			
13C5_PFHxA_EIS	(318.0 / 273.0) 804211	(6.12, N/A) (N/A, 0.02, N/A)	753.4	N/A	2.0593 [ 2.0000 ]	103.0% { 107.5% }			
13C4_PFHpA_EIS	(367.0 / 322.0) 665369	(7.04, N/A) (N/A, 0.01, N/A)	503.1	N/A	1.9613 [ 2.0000 ]	98.1% { 96.9% }			
13C8_PFOA_EIS	(421.0 / 376.0) 785767	(7.86, N/A) (N/A, 0.01, N/A)	504.3	N/A	1.9202 [ 2.0000 ]	96.0% { 102.6% }			
13C9_PFNA_EIS	(472.0 / 427.0) 317115	(8.60, N/A) (N/A, 0.01, N/A)	465.1	N/A	1.1122 [ 1.0000 ]	111.2% { 103.6% }			
13C6_PFDA_EIS	(519.0 / 474.0) 425391	(9.28, N/A) (N/A, 0.01, N/A)	502.7	N/A	1.0540 [ 1.0000 ]	105.4% { 98.5% }			
13C7_PFUnA_EIS	(570.0 / 525.0) 565465	(9.71, N/A) (N/A, 0.01, N/A)	551.6	N/A	1.1393 [ 1.0000 ]	113.9% { 100.7% }			

Analyte	(Q1 / Q3) Area Counts*min	R.T. (R.T [min], R.R.T.) ( $\Delta$ RT-I[ $\mu$ min], $\Delta$ RT-CV[ $\mu$ min], $\Delta$ RT ion[s])	S / N	Ion Ratio IR Vs MP% IR Vs CV%	Concentration [ True ] ng/mL	Q.C. Rec. {Area%CV}	Primary Transition	Confirmation Transition	Flag
13C2_PFDa_EIS	(615.0 / 570.0) 478887	(9.89, N/A) (N/A, 0.01, N/A)	515.5	N/A	0.9668 [ 1.0000 ]	96.7% { 82.8% }			
13C2_PFTeDA_EIS	(715.0 / 670.0) 328159	(10.12, N/A) (N/A, 0.00, N/A)	767.0	N/A	1.0456 [ 1.0000 ]	104.6% { 98.2% }			
13C3_PFBs_EIS	(302.0 / 80.0) 1944575	(6.07, N/A) (N/A, 0.02, N/A)	578.0	N/A	2.1368 [ 2.0000 ]	106.8% { 106.2% }			
13C3_PFHxS_EIS	(402.0 / 80.0) 1016729	(7.98, N/A) (N/A, 0.02, N/A)	806.7	N/A	2.0634 [ 2.0000 ]	103.2% { 102.3% }			
13C8_PFOS_EIS	(507.0 / 80.0) 1702989	(9.42, N/A) (N/A, 0.01, N/A)	301.8	N/A	2.2348 [ 2.0000 ]	111.7% { 103.8% }			
13C2_4:2FTS_EIS	(329.0 / 81.0) 432685	(5.79, N/A) (N/A, 0.01, N/A)	620.6	N/A	4.2084 [ 4.0000 ]	105.2% { 99.8% }			
13C2_6:2FTS_EIS	(429.0 / 81.0) 620601	(7.53, N/A) (N/A, 0.02, N/A)	573.1	N/A	4.5620 [ 4.0000 ]	114.1% { 107.7% }			
13C2_8:2FTS_EIS	(529.0 / 81.0) 785174	(8.94, N/A) (N/A, 0.01, N/A)	611.8	N/A	4.5788 [ 4.0000 ]	114.5% { 123.6% }			
13C8_PFOsa_EIS	(506.0 / 78.0) 2019888	(10.17, N/A) (N/A, 0.00, N/A)	578.3	N/A	2.2710 [ 2.0000 ]	113.5% { 112.3% }			
D3_NMeFOSA_EIS	(515.0 / 169.0) 320384	(10.61, N/A) (N/A, 0.00, N/A)	1069.0	N/A	1.9048 [ 2.0000 ]	95.2% { 86.7% }			
D5_NEtFOSA_EIS	(531.0 / 169.0) 320790	(10.70, N/A) (N/A, 0.00, N/A)	741.8	N/A	2.0823 [ 2.0000 ]	104.1% { 94.2% }			

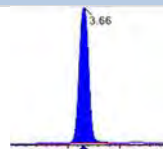
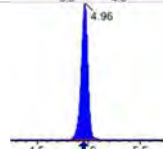
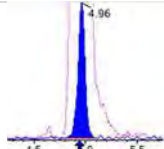
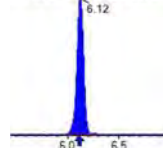
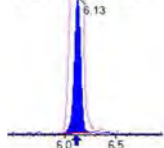
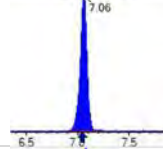
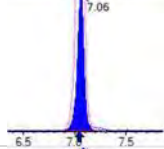
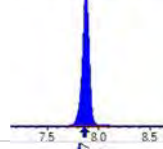
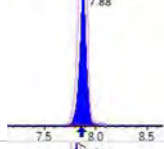
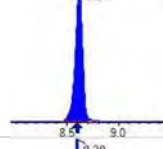
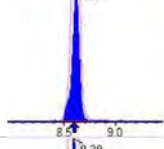
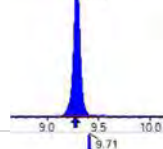
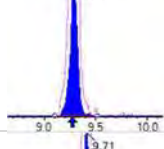
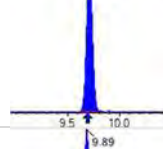
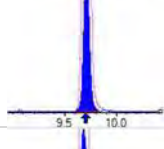
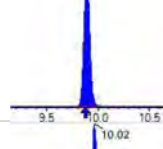
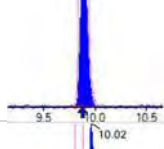
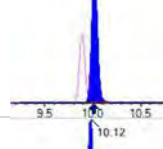
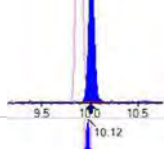
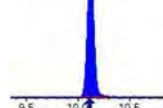
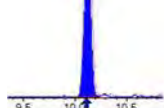


Chemist: ABK  
 Instrument: Saphira  
 Type: Sciex Q3 5500

Sample I.D.: SB04012-CAL3  
 DF, IV: 1, 10.0µL  
 Acquisition Method: 1633 2022-12-27.dam

Quant Method: 1633 - S2022-12-29A  
 Path: S2022-12-29A (3)  
 Acquired: 2022/12/29 - 12:33

Analyte	(Q1 / Q3) Area Counts*min	R.T. (R.T [min], R.R.T.) (ΔRT-I[min], ΔRT-CV[min], ΔRT ion[s])	S / N	Ion Ratio IR Vs MP% IR Vs CV%	Concentration [ True ] ng/mL	Q.C. Rec. {Area%CV}	Primary Transition	Confirmation Transition	Flag
D3_MeFOSAA_EIS	(573.0 / 419.0) 958692	(9.48, N/A) (N/A, 0.01, N/A)	259.0	N/A	3.9984 [ 4.0000 ]	100.0% { 94.1% }			
D5_EtFOSAA_EIS	(589.0 / 419.0) 844551	(9.67, N/A) (N/A, 0.01, N/A)	103.7	N/A	4.4302 [ 4.0000 ]	110.8% { 116.7% }			
D7_NMeFOSE_EIS	(623.0 / 58.9) 729768	(10.57, N/A) (N/A, 0.00, N/A)	997.2	N/A	19.8592 [ 20.0000 ]	99.3% { 90.5% }			
D9_NEtFOSE_EIS	(639.0 / 58.9) 334068	(10.67, N/A) (N/A, 0.00, N/A)	1160.0	N/A	19.7146 [ 20.0000 ]	98.6% { 87.5% }			
13C3_HFPODA_EIS	(287.0 / 169.0) 1786117	(6.46, N/A) (N/A, 0.01, N/A)	804.2	N/A	8.1757 [ 8.0000 ]	102.2% { 101.5% }			

Analyte	(Q1 / Q3) Area Counts*min	R.T. (R.T [min], R.R.T.) ( $\Delta$ RT-[min], $\Delta$ RT- CV[min], $\Delta$ RT ion[s])	S / N	Ion Ratio IR Vs MP% IR Vs CV%	Concentration [ True ] ng/mL	Q.C. Rec. {Area%CV}	Primary Transition	Confirmation Transition	Flag
PFBA	(213.0 / 169.0) 1746592	(3.66, 1.00) (0.00, N/A, 0.0)	463.1	N/A 0.0 0.0	8.1743 [8.0000]	102.2%			
PFPeA	(263.0 / 219.0) 1143154 (263.0 / 69.0) 12551	(4.96, 1.00) (0.00, N/A, 0.0)	689.0 156.1	0.0110 106.2 106.2	4.1190 [4.0000]	103.0%			
PFHxA	(313.0 / 269.0) 797750 (313.0 / 119.0) 70122	(6.12, 1.00) (0.00, N/A, -0.2)	545.0 258.3	0.0879 90.3 90.3	1.9845 [2.0000]	99.2%			
PFHpA	(363.0 / 319.0) 740963 (363.0 / 169.0) 199130	(7.06, 1.00) (0.00, N/A, 0.0)	459.7 416.3	0.2687 93.9 93.9	1.9815 [2.0000]	99.1%			
PFOA	(413.0 / 369.0) 775175 (413.0 / 169.0) 249779	(7.88, 1.00) (0.00, N/A, 0.0)	549.5 557.4	0.3222 106.1 106.1	1.8960 [2.0000]	94.8%			
PFNA	(463.0 / 419.0) 611676 (463.0 / 169.0) 124210	(8.61, 1.00) (0.00, N/A, 0.0)	396.0 434.7	0.2031 95.9 95.9	1.9056 [2.0000]	95.3%			
PFDA	(513.0 / 469.0) 818330 (513.0 / 169.0) 81956	(9.29, 1.00) (0.00, N/A, 0.0)	430.2 159.2	0.1002 108.6 108.6	2.0742 [2.0000]	103.7%			
PFUnA	(563.0 / 519.0) 1057718 (563.0 / 169.0) 110516	(9.71, 1.00) (0.00, N/A, 0.0)	668.2 310.7	0.1045 135.8 135.8	1.9880 [2.0000]	99.4%			
PFDoA	(613.0 / 569.0) 1141895 (613.0 / 169.0) 123268	(9.89, 1.00) (0.00, N/A, 0.1)	916.2 365.5	0.1080 80.1 80.1	2.4030 [2.0000]	120.1%			
PFTrDA	(663.0 / 619.0) 1003438 (663.0 / 169.0) 191860	(10.02, 1.01) (N/A, 0.01, 0.1)	560.2 320.6	0.1912 87.8 87.8	2.4201 [2.0000]	121.0%			
PFTeDA	(713.0 / 669.0) 641590 (713.0 / 169.0) 154129	(10.12, 1.00) (0.00, N/A, -0.1)	447.4 271.7	0.2402 121.7 121.7	2.2137 [2.0000]	110.7%			

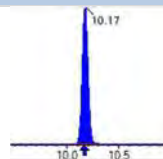
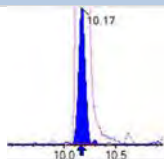
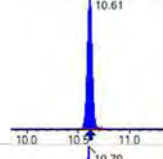
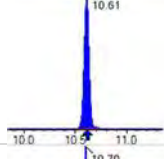
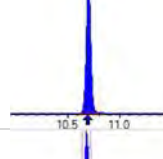
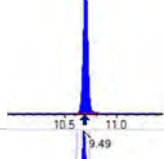
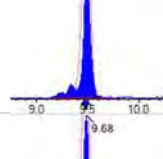
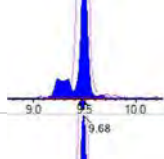
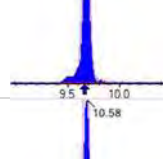
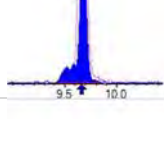
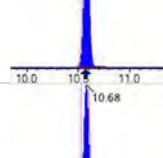
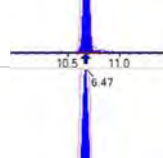
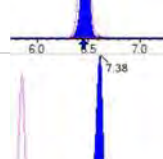
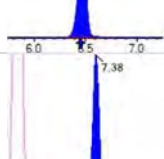
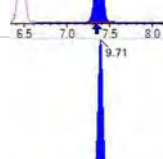
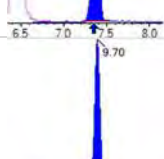
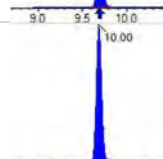
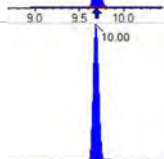

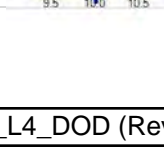


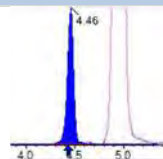
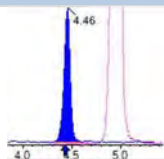
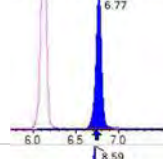
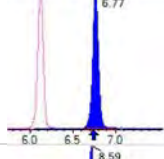
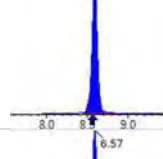
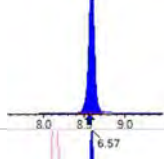
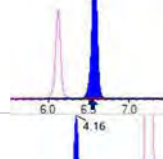
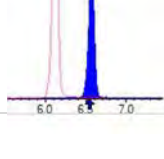
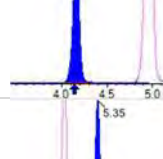
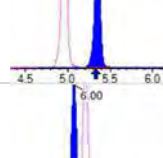
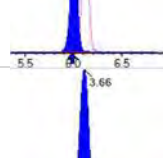
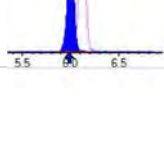
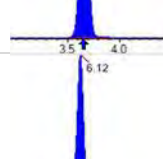
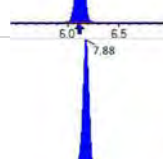
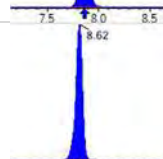

Chemist: ABK  
 Instrument: Saphira  
 Type: Sciex Q3 5500

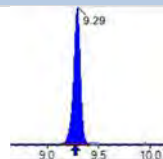
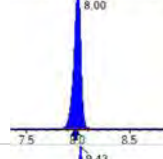
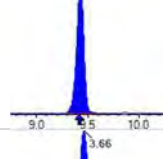
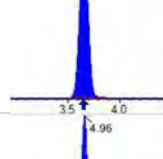
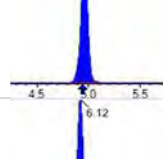
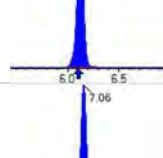
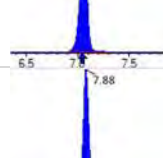
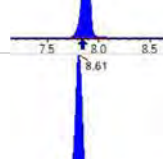
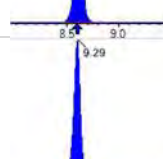
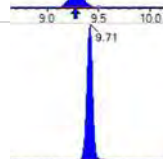

Sample I.D.: SB04012-CAL4  
 DF, IV: 1, 10.0µL  
 Acquisition Method: 1633 2022-12-27.dam

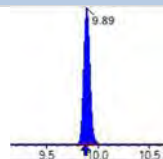
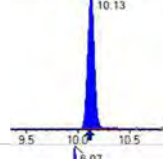
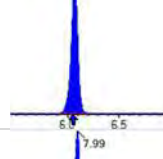
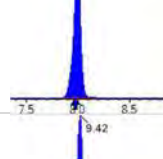
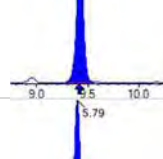
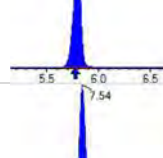
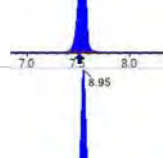
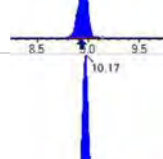
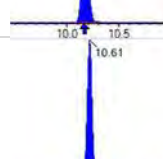
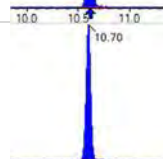

Quant Method: 1633 - S2022-12-29A  
 Path: S2022-12-29A (4)  
 Acquired: 2022/12/29 - 12:46

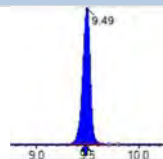
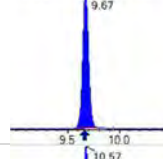
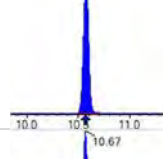
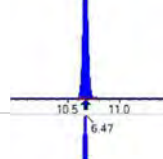
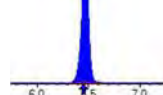
Analyte	(Q1 / Q3) Area Counts*min	R.T. (R.T [min], R.R.T.) ( $\Delta$ RT-[min], $\Delta$ RT- CV[min], $\Delta$ RT ion[s])	S / N	Ion Ratio IR Vs MP% IR Vs CV%	Concentration [ True ] ng/mL	Q.C. Rec. {Area%CV}	Primary Transition	Confirmation Transition	Flag
PFBS	(299.0 / 80.0) 1067562 (299.0 / 99.0) 673423	(6.07, 1.00) (0.00, N/A, 0.0)	578.1 561.8	0.6308 96.0 96.0	1.7737 [ 1.7695 ]	100.2%			
PFPeS	(349.0 / 80.0) 1906817 (349.0 / 99.0) 653456	(7.12, 0.89) (N/A, 0.02, 0.3)	665.8 558.9	0.3427 92.4 92.4	1.8448 [ 1.8768 ]	98.3%			
PFHxS	(399.0 / 80.0) 1617363 (399.0 / 99.0) 503578	(7.99, 1.00) (0.00, N/A, 0.0)	629.8 704.6	0.3114 95.5 95.5	1.7766 [ 1.8220 ]	97.5%			
PFHpS	(449.0 / 80.0) 1442669 (449.0 / 99.0) 400666	(8.76, 0.93) (N/A, 0.03, 0.0)	576.6 492.2	0.2777 106.6 106.6	1.8711 [ 1.9028 ]	98.3%			
PFOS	(499.0 / 80.0) 1744048 (499.0 / 99.0) 352266	(9.43, 1.00) (0.01, N/A, 0.2)	320.8 391.1	0.2020 97.1 97.1	1.9654 [ 1.8550 ]	106.0%			
PFNS	(549.0 / 80.0) 2197640 (549.0 / 99.0) 514400	(9.75, 1.04) (N/A, 0.01, 0.2)	823.2 543.8	0.2341 98.3 98.3	2.1848 [ 1.9198 ]	113.8%			
PFDS	(599.0 / 80.0) 2642696 (599.0 / 99.0) 532100	(9.91, 1.05) (N/A, 0.01, -0.1)	1075.5 615.4	0.2013 76.5 76.5	2.1728 [ 1.9262 ]	112.8%			
PFDoS	(699.0 / 80.0) 1243841 (699.0 / 99.0) 255263	(10.11, 1.07) (N/A, 0.01, 0.2)	845.1 466.5	0.2052 104.7 104.7	2.1717 [ 1.9391 ]	112.0%			
4:2FTS	(327.0 / 307.0) 2707026 (327.0 / 81.0) 1711075	(5.79, 1.00) (0.00, N/A, 0.1)	660.4 503.9	0.6321 88.3 88.3	7.6676 [ 7.4762 ]	102.6%			
6:2FTS	(427.0 / 407.0) 1862302 (427.0 / 81.0) 1378468	(7.54, 1.00) (0.00, N/A, -0.1)	596.1 595.9	0.7402 100.1 100.1	8.5325 [ 7.5923 ]	112.4%			
8:2FTS	(527.0 / 507.0) 2235329 (527.0 / 81.0) 1599094	(8.95, 1.00) (0.00, N/A, 0.0)	485.8 465.5	0.7154 116.9 116.9	8.5224 [ 7.6663 ]	111.2%			

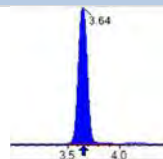
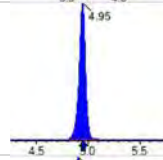
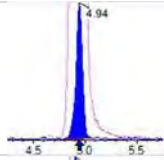
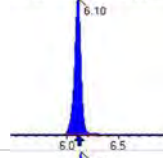
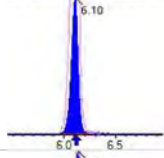
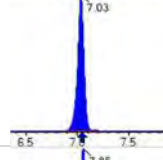
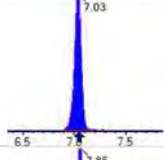
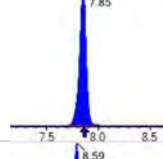
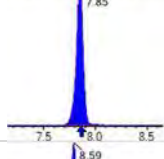
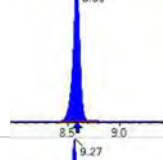
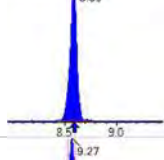
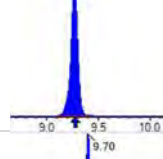
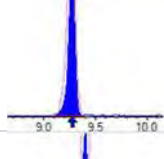
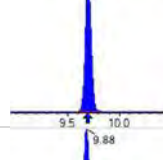
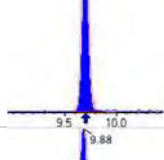
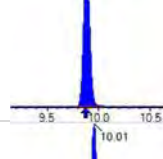
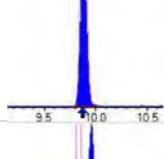
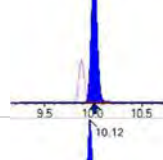
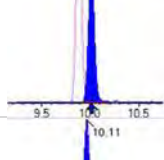
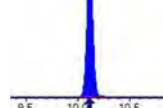
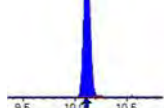
Analyte	(Q1 / Q3) Area Counts*min	R.T. (R.T [min], R.R.T.) ( $\Delta$ RT-[min], $\Delta$ RT- CV[min], $\Delta$ RT ion[s])	S / N	Ion Ratio IR Vs MP% IR Vs CV%	Concentration [ True ] ng/mL	Q.C. Rec. {Area%CV}	Primary Transition	Confirmation Transition	Flag
PFOSA	(498.0 / 78.0) 2528391 (498.0 / 478.0) 54462	(10.17, 1.00) (0.00, N/A, 0.1)	1438.2 197.4	0.0215 103.2 103.2	2.3037 [2.0000]	115.2%			
NMeFOSA	(512.0 / 219.0) 1457492 (512.0 / 169.0) 981327	(10.61, 1.00) (0.00, N/A, 0.1)	1299.5 1181.0	0.6733 97.3 97.3	8.7769 [8.0000]	109.7%			
NEIFOSA	(526.0 / 219.0) 1277219 (526.0 / 169.0) 1367409	(10.70, 1.00) (0.00, N/A, 0.0)	1532.2 1505.5	1.0706 107.9 107.9	8.1764 [8.0000]	102.2%			
NMeFOSAA	(570.0 / 419.0) 485695 (570.0 / 483.0) 242946	(9.49, 1.00) (0.00, N/A, -0.2)	328.4 259.5	0.5002 89.9 89.9	2.1425 [2.0000]	107.1%			
NEIFOSAA	(584.0 / 419.0) 392130 (584.0 / 526.0) 251286	(9.68, 1.00) (0.01, N/A, -0.1)	771.2 383.6	0.6408 108.0 108.0	1.7545 [2.0000]	87.7%			
NMeFOSE	(616.0 / 59.0) 405865	(10.58, 1.00) (0.00, N/A, 0.0)	925.3	N/A 0.0 0.0	8.3761 [8.0000]	104.7%			
NEtFOSE	(630.0 / 59.0) 75547	(10.68, 1.00) (0.01, N/A, 0.0)	662.6	N/A 0.0 0.0	8.2808 [8.0000]	103.5%			
HFPO-DA	(285.0 / 169.0) 604711 (285.0 / 185.0) 1638389	(6.47, 1.00) (0.00, N/A, 0.0)	689.2 578.8	2.7094 105.7 105.7	3.9228 [4.0000]	98.1%			
ADONA	(377.0 / 85.0) 2264043 (377.0 / 251.0) 284553	(7.38, 1.14) (N/A, 0.03, 0.1)	602.9 356.1	0.1257 102.1 102.1	3.6856 [3.7708]	97.7%			
9CI-Pf3ONS	(531.0 / 351.0) 7259867 (533.0 / 353.0) 2196634	(9.71, 1.50) (N/A, 0.01, 0.1)	800.4 783.4	0.3026 95.8 95.8	4.3271 [3.7330]	115.9%			
11CI-PF3OUDS	(631.0 / 451.0) 3998329 (633.0 / 453.0) 1172098	(10.00, 1.55) (N/A, 0.01, -0.1)	1056.6 896.3	0.2931 94.6 94.6	4.2107 [3.7728]	111.6%			

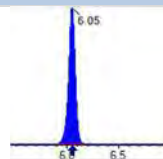
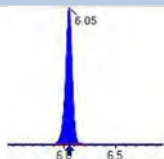
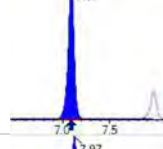
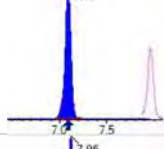
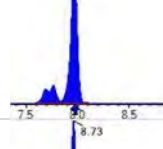
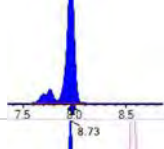
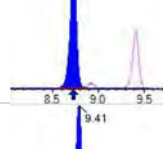
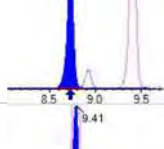
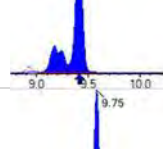
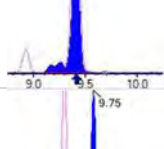
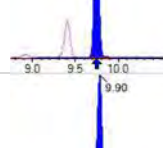
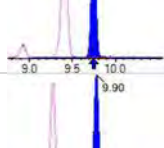
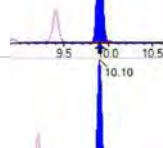
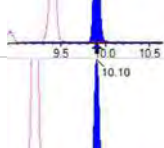

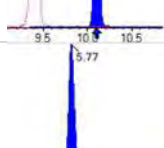
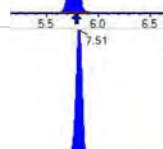
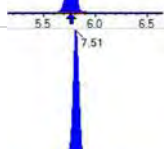
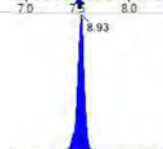


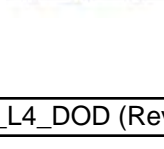
Analyte	(Q1 / Q3) Area Counts*min	R.T. (R.T [min], R.R.T.) ( $\Delta$ RT-[min], $\Delta$ RT- CV[min], $\Delta$ RT ion[s])	S / N	Ion Ratio IR Vs MP% IR Vs CV%	Concentration [ True ] ng/mL	Q.C. Rec. {Area%CV}	Primary Transition	Confirmation Transition	Flag
3:3FTCA	(241.0 / 177.0) 73570 (241.0 / 117.0) 105248	(4.46, 0.90) (N/A, 0.02, 0.2)	567.9 264.9	1.4306 108.8 108.8	7.7124 [ 8.0000 ]	96.4%			
5:3FTCA	(341.0 / 236.7) 515125 (341.0 / 217.0) 803061	(6.77, 1.11) (N/A, 0.03, 0.2)	471.5 414.3	1.5590 86.9 86.9	8.3720 [ 8.0000 ]	104.6%			
7:3FTCA	(441.0 / 317.0) 645121 (441.0 / 337.0) 555757	(8.59, 1.40) (N/A, 0.03, 0.0)	377.3 448.9	0.8615 104.5 104.5	8.0487 [ 8.0000 ]	100.6%			
PFEESA	(315.0 / 135.0) 1318002 (315.0 / 83.0) 401393	(6.57, 1.07) (N/A, 0.02, 0.0)	732.0 563.7	0.3045 99.9 99.9	3.5709 [ 3.5698 ]	100.0%			
PFMPA	(229.0 / 85.0) 314218	(4.16, 0.84) (N/A, 0.02, 0.0)	784.7	N/A 0.0 0.0	3.8767 [ 4.0000 ]	96.9%			
PFMBA	(279.0 / 85.0) 916020	(5.35, 1.08) (N/A, 0.02, 0.0)	712.6	N/A 0.0 0.0	3.9630 [ 4.0000 ]	99.1%			
NFDHA	(295.0 / 201.0) 736503 (295.0 / 85.0) 687294	(6.00, 0.98) (N/A, 0.02, 0.0)	623.8 669.0	0.9332 108.6 108.6	3.7326 [ 4.0000 ]	93.3%			
13C3_PFBA_IIS	(216.0 / 172.0) 227206	(3.66, N/A) (N/A, 0.01, N/A)	511.3	N/A	1.0550 [ 1.0000 ]	105.5% { 99.2% }			
13C2_PFHxA_IIS	(315.0 / 270.0) 361923	(6.12, N/A) (N/A, 0.02, N/A)	538.9	N/A	0.9534 [ 1.0000 ]	95.3% { 93.1% }			
13C4_PFOA_IIS	(417.0 / 372.0) 369788	(7.88, N/A) (N/A, 0.03, N/A)	566.7	N/A	1.0244 [ 1.0000 ]	102.4% { 98.5% }			
13C5_PFNA_IIS	(468.0 / 423.0) 299965	(8.62, N/A) (N/A, 0.03, N/A)	410.7	N/A	1.0201 [ 1.0000 ]	102.0% { 98.1% }			

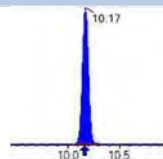
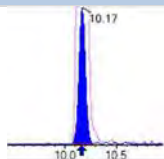
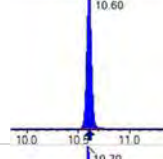
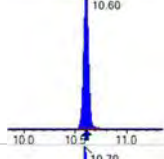
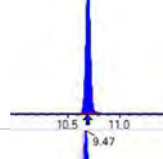
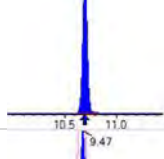
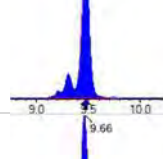
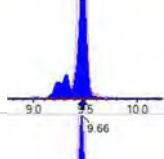
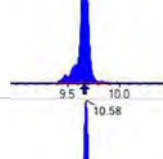
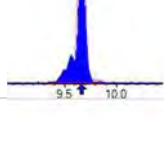
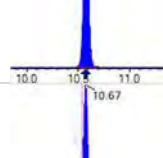
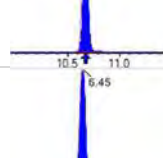
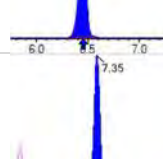
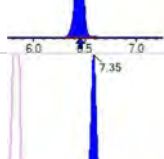
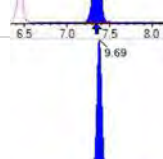
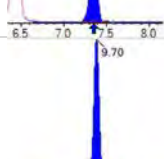
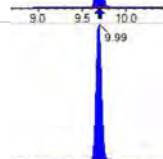
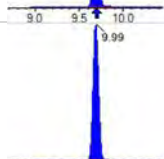

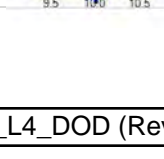
Analyte	(Q1 / Q3) Area Counts*min	R.T. (R.T [min], R.R.T.) ( $\Delta$ RT-[min], $\Delta$ RT- CV[min], $\Delta$ RT ion[s])	S / N	Ion Ratio IR Vs MP% IR Vs CV%	Concentration [ True ] ng/mL	Q.C. Rec. {Area%CV}	Primary Transition	Confirmation Transition	Flag
13C2_PFDA_IIS	(515.0 / 470.1) 371225	(9.29, N/A) (N/A, 0.02, N/A)	354.1	N/A	1.0898 [ 1.0000 ]	109.0% { 101.8% }			
18O2_PFHxS_IIS	(403.0 / 83.9) 622794	(8.00, N/A) (N/A, 0.03, N/A)	679.5	N/A	1.0293 [ 1.0000 ]	102.9% { 98.2% }			
13C4_PFOS_IIS	(503.0 / 79.9) 616990	(9.43, N/A) (N/A, 0.02, N/A)	382.7	N/A	0.9569 [ 1.0000 ]	95.7% { 99.5% }			
13C4_PFBA_EIS	(217.0 / 172.0) 1829496	(3.66, N/A) (N/A, 0.01, N/A)	650.5	N/A	8.0203 [ 8.0000 ]	100.3% { 98.7% }			
13C5_PFPeA_EIS	(268.0 / 223.0) 1169132	(4.96, N/A) (N/A, 0.02, N/A)	726.4	N/A	4.2817 [ 4.0000 ]	107.0% { 98.9% }			
13C5_PFHxA_EIS	(318.0 / 273.0) 810208	(6.12, N/A) (N/A, 0.02, N/A)	601.7	N/A	2.1876 [ 2.0000 ]	109.4% { 108.3% }			
13C4_PFHpA_EIS	(367.0 / 322.0) 713694	(7.06, N/A) (N/A, 0.02, N/A)	408.7	N/A	2.2183 [ 2.0000 ]	110.9% { 103.9% }			
13C8_PFOA_EIS	(421.0 / 376.0) 767588	(7.88, N/A) (N/A, 0.03, N/A)	551.6	N/A	2.0288 [ 2.0000 ]	101.4% { 100.2% }			
13C9_PFNA_EIS	(472.0 / 427.0) 332575	(8.61, N/A) (N/A, 0.03, N/A)	468.5	N/A	1.0671 [ 1.0000 ]	106.7% { 108.6% }			
13C6_PFDA_EIS	(519.0 / 474.0) 397853	(9.29, N/A) (N/A, 0.02, N/A)	343.2	N/A	0.8873 [ 1.0000 ]	88.7% { 92.2% }			
13C7_PFUnA_EIS	(570.0 / 525.0) 582995	(9.71, N/A) (N/A, 0.01, N/A)	583.2	N/A	1.0572 [ 1.0000 ]	105.7% { 103.8% }			

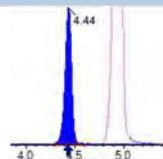
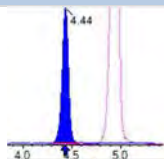
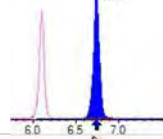
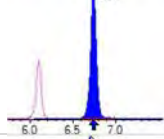
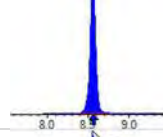
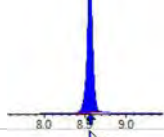
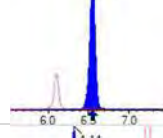
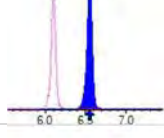
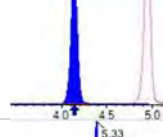
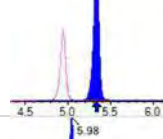
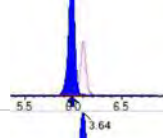
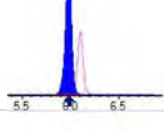
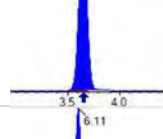
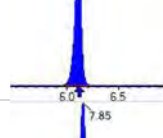
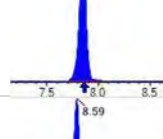
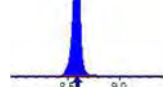
Analyte	(Q1 / Q3) Area Counts*min	R.T. (R.T [min], R.R.T.) ( $\Delta$ RT-[min], $\Delta$ RT- CV[min], $\Delta$ RT ion[s])	S / N	Ion Ratio IR Vs MP% IR Vs CV%	Concentration [ True ] ng/mL	Q.C. Rec. {Area%CV}	Primary Transition	Confirmation Transition	Flag
13C2_PFDa_EIS	(615.0 / 570.0) 495845	(9.89, N/A) (N/A, 0.01, N/A)	546.3	N/A	0.9010 [ 1.0000 ]	90.1% { 85.8% }			
13C2_PFTeDA_EIS	(715.0 / 670.0) 286518	(10.13, N/A) (N/A, 0.01, N/A)	520.4	N/A	0.8217 [ 1.0000 ]	82.2% { 85.7% }			
13C3_PFBs_EIS	(302.0 / 80.0) 1886917	(6.07, N/A) (N/A, 0.02, N/A)	619.1	N/A	2.0019 [ 2.0000 ]	100.1% { 103.1% }			
13C3_PFHxS_EIS	(402.0 / 80.0) 1051181	(7.99, N/A) (N/A, 0.03, N/A)	650.7	N/A	2.0596 [ 2.0000 ]	103.0% { 105.7% }			
13C8_PFOS_EIS	(507.0 / 80.0) 1524113	(9.42, N/A) (N/A, 0.02, N/A)	272.1	N/A	2.0498 [ 2.0000 ]	102.5% { 92.9% }			
13C2_4:2FTS_EIS	(329.0 / 81.0) 415297	(5.79, N/A) (N/A, 0.02, N/A)	541.1	N/A	3.8999 [ 4.0000 ]	97.5% { 95.8% }			
13C2_6:2FTS_EIS	(429.0 / 81.0) 543773	(7.54, N/A) (N/A, 0.03, N/A)	645.1	N/A	3.8593 [ 4.0000 ]	96.5% { 94.4% }			
13C2_8:2FTS_EIS	(529.0 / 81.0) 672589	(8.95, N/A) (N/A, 0.03, N/A)	450.8	N/A	3.7869 [ 4.0000 ]	94.7% { 105.9% }			
13C8_PFOsa_EIS	(506.0 / 78.0) 1892821	(10.17, N/A) (N/A, 0.01, N/A)	783.7	N/A	2.1811 [ 2.0000 ]	109.1% { 105.3% }			
D3_NMeFOSA_EIS	(515.0 / 169.0) 341896	(10.61, N/A) (N/A, 0.00, N/A)	927.6	N/A	2.0833 [ 2.0000 ]	104.2% { 92.6% }			
D5_NEtFOSA_EIS	(531.0 / 169.0) 314966	(10.70, N/A) (N/A, 0.00, N/A)	774.4	N/A	2.0954 [ 2.0000 ]	104.8% { 92.5% }			

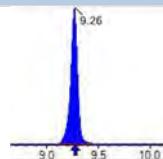
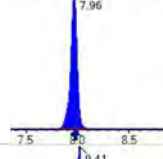
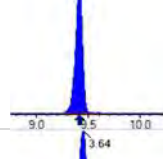
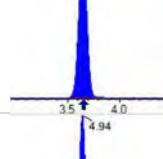
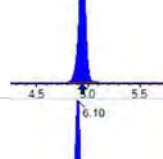
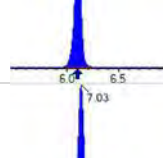
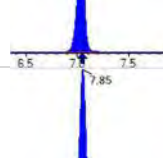
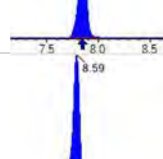
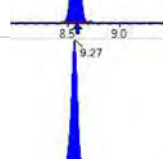
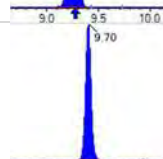

Analyte	(Q1 / Q3) Area Counts*min	R.T. (R.T [min], R.R.T.) ( $\Delta$ RT-I[ $\mu$ min], $\Delta$ RT- CV[ $\mu$ min], $\Delta$ RT ion[s])	S / N	Ion Ratio IR Vs MP% IR Vs CV%	Concentration [ True ] ng/mL	Q.C. Rec. {Area%CV}	Primary Transition	Confirmation Transition	Flag
D3_MeFOSAA_EIS	(573.0 / 419.0) 999275	(9.49, N/A) (N/A, 0.02, N/A)	362.3	N/A	4.2714 [ 4.0000 ]	106.8% { 98.1% }			
D5_EtFOSAA_EIS	(589.0 / 419.0) 906884	(9.67, N/A) (N/A, 0.01, N/A)	124.4	N/A	4.8755 [ 4.0000 ]	121.9% { 125.3% }			
D7_NMeFOSE_EIS	(623.0 / 58.9) 793746	(10.57, N/A) (N/A, 0.01, N/A)	842.5	N/A	22.1378 [ 20.0000 ]	110.7% { 98.4% }			
D9_NEtFOSE_EIS	(639.0 / 58.9) 339156	(10.67, N/A) (N/A, 0.00, N/A)	881.8	N/A	20.5131 [ 20.0000 ]	102.6% { 88.8% }			
13C3_HFPODA_EIS	(287.0 / 169.0) 1776569	(6.47, N/A) (N/A, 0.02, N/A)	704.8	N/A	8.5748 [ 8.0000 ]	107.2% { 101.0% }			

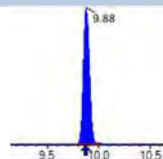
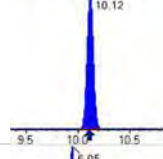
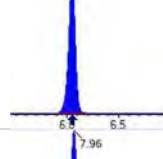
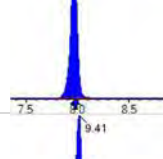
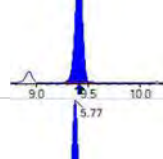
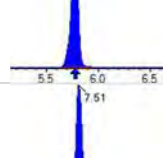
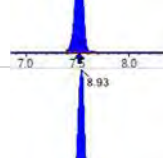
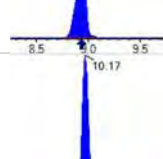
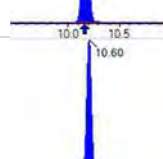
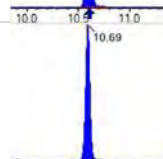

Analyte	(Q1 / Q3) Area Counts*min	R.T. (R.T [min], R.R.T.) ( $\Delta$ RT-[min], $\Delta$ RT- CV[min], $\Delta$ RT ion[s])	S / N	Ion Ratio IR Vs MP% IR Vs CV%	Concentration [ True ] ng/mL	Q.C. Rec. {Area%CV}	Primary Transition	Confirmation Transition	Flag
PFBA	(213.0 / 169.0) 4531744	(3.64, 1.00) (0.00, N/A, 0.0)	507.6	N/A 0.0 0.0	20.9395 [ 20.0000 ]	104.7%			
PFPeA	(263.0 / 219.0) 3002672 (263.0 / 69.0) 31032	(4.95, 1.00) (0.00, N/A, 0.0)	565.7 266.4	0.0103 100.0 100.0	10.6951 [ 10.0000 ]	107.0%			
PFHxA	(313.0 / 269.0) 1843854 (313.0 / 119.0) 179455	(6.10, 1.00) (0.00, N/A, 0.0)	525.9 455.3	0.0973 100.0 100.0	4.9671 [ 5.0000 ]	99.3%			
PFHpA	(363.0 / 319.0) 1792202 (363.0 / 169.0) 512753	(7.03, 1.00) (0.00, N/A, 0.0)	520.9 532.4	0.2861 100.0 100.0	4.9808 [ 5.0000 ]	99.6%			
PFOA	(413.0 / 369.0) 2079803 (413.0 / 169.0) 631506	(7.85, 1.00) (0.00, N/A, 0.1)	580.6 575.6	0.3036 100.0 100.0	5.0965 [ 5.0000 ]	101.9%			
PFNA	(463.0 / 419.0) 1540923 (463.0 / 169.0) 326254	(8.59, 1.00) (0.00, N/A, 0.0)	443.6 372.7	0.2117 100.0 100.0	5.2146 [ 5.0000 ]	104.3%			
PFDA	(513.0 / 469.0) 2247843 (513.0 / 169.0) 207235	(9.27, 1.00) (0.00, N/A, -0.2)	444.4 335.6	0.0922 100.0 100.0	5.2506 [ 5.0000 ]	105.0%			
PFUnA	(563.0 / 519.0) 2673029 (563.0 / 169.0) 205590	(9.70, 1.00) (0.00, N/A, 0.0)	649.3 287.3	0.0769 100.0 100.0	5.2172 [ 5.0000 ]	104.3%			
PFDoA	(613.0 / 569.0) 2446524 (613.0 / 169.0) 329560	(9.88, 1.00) (0.00, N/A, 0.0)	963.7 471.5	0.1347 100.0 100.0	4.4164 [ 5.0000 ]	88.3%			
PFTrDA	(663.0 / 619.0) 1954376 (663.0 / 169.0) 425761	(10.01, 1.01) (N/A, 0.00, -0.2)	892.5 525.9	0.2179 100.0 100.0	4.0433 [ 5.0000 ]	80.9%			
PFTeDA	(713.0 / 669.0) 1618635 (713.0 / 169.0) 319417	(10.12, 1.00) (0.00, N/A, 0.1)	805.5 387.1	0.1973 100.0 100.0	4.7868 [ 5.0000 ]	95.7%			

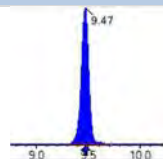
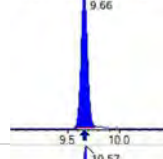
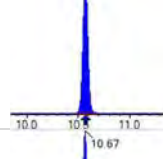
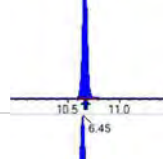
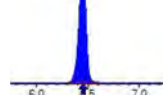
Analyte	(Q1 / Q3) Area Counts*min	R.T. (R.T [min], R.R.T.) ( $\Delta$ RT-[min], $\Delta$ RT- CV[min], $\Delta$ RT ion[s])	S / N	Ion Ratio IR Vs MP% IR Vs CV%	Concentration [ True ] ng/mL	Q.C. Rec. {Area%CV}	Primary Transition	Confirmation Transition	Flag
PFBS	( 299.0 / 80.0 ) 2672946 ( 299.0 / 99.0 ) 1756668	( 6.05 , 1.00 ) ( 0.00 , N/A , 0.0 )	610.8 546.4	0.6572 100.0 100.0	4.5776 [ 4.4237 ]	103.5%			
PFPeS	( 349.0 / 80.0 ) 4894758 ( 349.0 / 99.0 ) 1814428	( 7.09 , 0.89 ) ( N/A , 0.00 , 0.1 )	689.3 676.7	0.3707 100.0 100.0	5.0079 [ 4.6919 ]	106.7%			
PFHxS	( 399.0 / 80.0 ) 3959208 ( 399.0 / 99.0 ) 1290826	( 7.97 , 1.00 ) ( 0.00 , N/A , 0.2 )	686.7 771.7	0.3260 100.0 100.0	4.5991 [ 4.5549 ]	101.0%			
PFHpS	( 449.0 / 80.0 ) 3784669 ( 449.0 / 99.0 ) 986329	( 8.73 , 0.93 ) ( N/A , 0.00 , 0.0 )	587.2 615.2	0.2606 100.0 100.0	4.5590 [ 4.7570 ]	95.8%			
PFOS	( 499.0 / 80.0 ) 4366238 ( 499.0 / 99.0 ) 908271	( 9.41 , 1.00 ) ( 0.00 , N/A , 0.0 )	363.0 636.4	0.2080 100.0 100.0	4.5699 [ 4.6375 ]	98.5%			
PFNS	( 549.0 / 80.0 ) 4993251 ( 549.0 / 99.0 ) 1188617	( 9.75 , 1.04 ) ( N/A , 0.00 , 0.1 )	784.6 768.3	0.2380 100.0 100.0	4.6104 [ 4.7994 ]	96.1%			
PFDS	( 599.0 / 80.0 ) 6073759 ( 599.0 / 99.0 ) 1597881	( 9.90 , 1.05 ) ( N/A , 0.00 , 0.1 )	1011.1 645.9	0.2631 100.0 100.0	4.6381 [ 4.8155 ]	96.3%			
PFDoS	( 699.0 / 80.0 ) 3175471 ( 699.0 / 99.0 ) 622558	( 10.10 , 1.07 ) ( N/A , 0.00 , 0.0 )	1076.8 419.6	0.1961 100.0 100.0	5.1493 [ 4.8478 ]	106.2%			
4:2FTS	( 327.0 / 307.0 ) 6344892 ( 327.0 / 81.0 ) 4541729	( 5.78 , 1.00 ) ( 0.00 , N/A , 0.4 )	576.3 609.4	0.7158 100.0 100.0	17.2119 [ 18.6906 ]	92.1%			
6:2FTS	( 427.0 / 407.0 ) 4427654 ( 427.0 / 81.0 ) 3272744	( 7.51 , 1.00 ) ( 0.00 , N/A , 0.1 )	646.0 723.9	0.7392 100.0 100.0	19.1499 [ 18.9808 ]	100.9%			
8:2FTS	( 527.0 / 507.0 ) 5847930 ( 527.0 / 81.0 ) 3577838	( 8.93 , 1.00 ) ( 0.00 , N/A , 0.2 )	591.9 517.5	0.6118 100.0 100.0	23.6031 [ 19.1658 ]	123.2%			

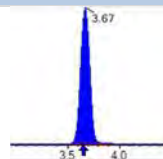
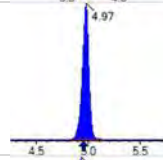
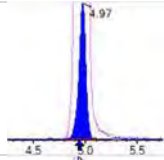
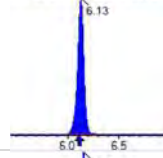
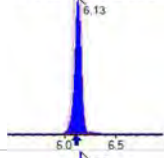
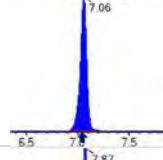
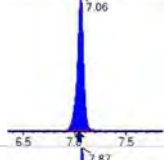
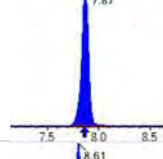
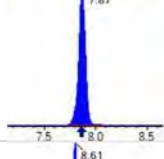
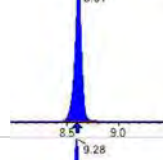
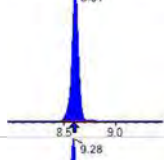
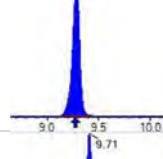
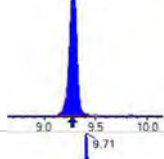
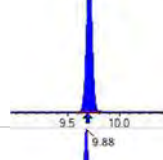
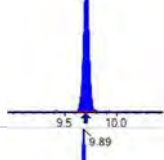
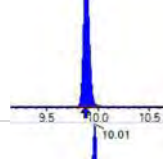
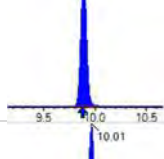
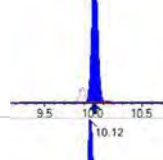
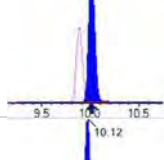
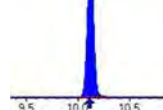
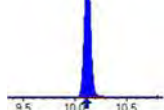
Analyte	(Q1 / Q3) Area Counts*min	R.T. (R.T [min], R.R.T.) ( $\Delta$ RT-[min], $\Delta$ RT- CV[min], $\Delta$ RT ion[s])	S / N	Ion Ratio IR Vs MP% IR Vs CV%	Concentration [ True ] ng/mL	Q.C. Rec. {Area%CV}	Primary Transition	Confirmation Transition	Flag
PFOSA	(498.0 / 78.0) 5641831 (498.0 / 478.0) 117757	(10.17, 1.00) (0.00, N/A, 0.1)	984.4 206.9	0.0209 100.0 100.0	5.4106 [ 5.0000 ]	108.2%			
NMeFOSA	(512.0 / 219.0) 3685027 (512.0 / 169.0) 2549992	(10.60, 1.00) (0.00, N/A, 0.0)	862.9 929.9	0.6920 100.0 100.0	20.5398 [ 20.0000 ]	102.7%			
NEIFOSA	(526.0 / 219.0) 3653503 (526.0 / 169.0) 3626173	(10.70, 1.00) (0.00, N/A, 0.0)	1144.2 1114.9	0.9925 100.0 100.0	21.6307 [ 20.0000 ]	108.2%			
NMeFOSAA	(570.0 / 419.0) 1094840 (570.0 / 483.0) 609334	(9.47, 1.00) (0.01, N/A, 0.0)	395.6 381.9	0.5566 100.0 100.0	4.7390 [ 5.0000 ]	94.8%			
NEIFOSAA	(584.0 / 419.0) 886142 (584.0 / 526.0) 525687	(9.66, 1.00) (0.00, N/A, 0.0)	767.0 578.1	0.5932 100.0 100.0	4.9678 [ 5.0000 ]	99.4%			
NMeFOSE	(616.0 / 59.0) 1016529	(10.58, 1.00) (0.01, N/A, 0.0)	1114.5	N/A 0.0 0.0	20.6406 [ 20.0000 ]	103.2%			
NEtFOSE	(630.0 / 59.0) 206836	(10.67, 1.00) (0.01, N/A, 0.0)	1157.7	N/A 0.0 0.0	19.9519 [ 20.0000 ]	99.8%			
HFPO-DA	(285.0 / 169.0) 1571956 (285.0 / 185.0) 4029846	(6.45, 1.00) (0.00, N/A, 0.1)	780.3 596.3	2.5636 100.0 100.0	10.2994 [ 10.0000 ]	103.0%			
ADONA	(377.0 / 85.0) 5652866 (377.0 / 251.0) 695542	(7.35, 1.14) (N/A, 0.00, 0.0)	792.4 594.0	0.1230 100.0 100.0	9.2942 [ 9.4270 ]	98.6%			
9CI-Pf3ONS	(531.0 / 351.0) 16340384 (533.0 / 353.0) 5162849	(9.69, 1.50) (N/A, 0.00, -0.1)	978.3 747.3	0.3160 100.0 100.0	9.8368 [ 9.3325 ]	105.4%			
11CI-PF3OUDS	(631.0 / 451.0) 9384865 (633.0 / 453.0) 2907067	(9.99, 1.55) (N/A, 0.00, 0.0)	1055.2 675.6	0.3098 100.0 100.0	9.9822 [ 9.4321 ]	105.8%			

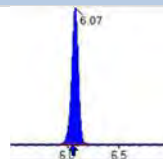
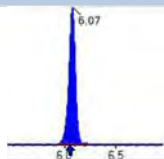
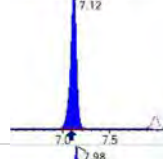
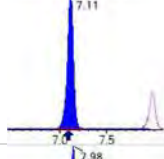
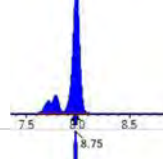
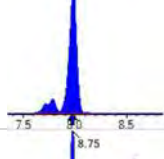
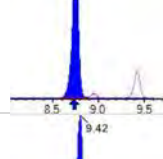
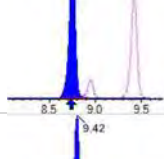
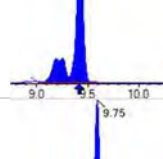
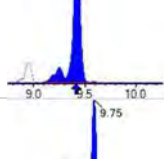
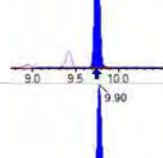
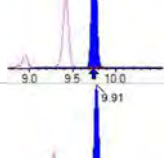
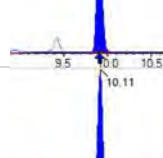
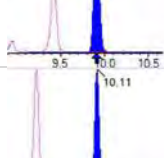
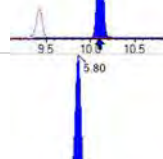
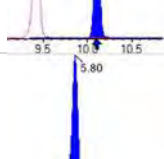
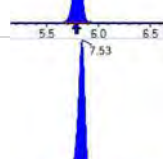
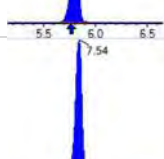
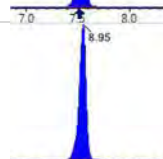
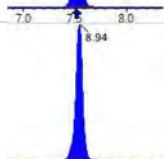

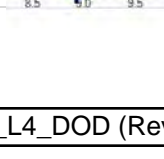
Analyte	(Q1 / Q3) Area Counts*min	R.T. (R.T [min], R.R.T.) ( $\Delta$ RT-[min], $\Delta$ RT- CV[min], $\Delta$ RT ion[s])	S / N	Ion Ratio IR Vs MP% IR Vs CV%	Concentration [ True ] ng/mL	Q.C. Rec. {Area%CV}	Primary Transition	Confirmation Transition	Flag
3:3FTCA	(241.0 / 177.0) 198531 (241.0 / 117.0) 261133	(4.44, 0.90) (N/A, 0.00, 0.1)	781.5 382.9	1.3153 100.0 100.0	20.5736 [ 20.0000 ]	102.9%			
5:3FTCA	(341.0 / 236.7) 1044482 (341.0 / 217.0) 1874457	(6.74, 1.10) (N/A, 0.00, 0.0)	468.7 476.5	1.7946 100.0 100.0	18.3832 [ 20.0000 ]	91.9%			
7:3FTCA	(441.0 / 317.0) 1599354 (441.0 / 337.0) 1318714	(8.56, 1.40) (N/A, 0.00, 0.0)	456.5 386.0	0.8245 100.0 100.0	21.6090 [ 20.0000 ]	108.0%			
PFEESA	(315.0 / 135.0) 3278846 (315.0 / 83.0) 999968	(6.55, 1.07) (N/A, 0.00, -0.2)	719.1 667.6	0.3050 100.0 100.0	9.6204 [ 8.9246 ]	107.8%			
PFMPA	(229.0 / 85.0) 866854	(4.14, 0.84) (N/A, 0.00, 0.0)	914.7	N/A 0.0 0.0	10.5723 [ 10.0000 ]	105.7%			
PFMBA	(279.0 / 85.0) 2310325	(5.33, 1.08) (N/A, 0.00, 0.0)	689.7	N/A 0.0 0.0	9.8808 [ 10.0000 ]	98.8%			
NFDHA	(295.0 / 201.0) 1939780 (295.0 / 85.0) 1666269	(5.98, 0.98) (N/A, 0.00, 0.1)	808.6 626.6	0.8590 100.0 100.0	10.6462 [ 10.0000 ]	106.5%			
13C3_PFBA_IIS	(216.0 / 172.0) 228947	(3.64, N/A) (N/A, 0.00, N/A)	672.1	N/A	1.0631 [ 1.0000 ]	106.3% { 100.0% }			
13C2_PFHxA_IIS	(315.0 / 270.0) 388724	(6.11, N/A) (N/A, 0.00, N/A)	562.9	N/A	1.0240 [ 1.0000 ]	102.4% { 100.0% }			
13C4_PFOA_IIS	(417.0 / 372.0) 375536	(7.85, N/A) (N/A, 0.00, N/A)	414.8	N/A	1.0404 [ 1.0000 ]	104.0% { 100.0% }			
13C5_PFNA_IIS	(468.0 / 423.0) 305725	(8.59, N/A) (N/A, 0.00, N/A)	437.3	N/A	1.0397 [ 1.0000 ]	104.0% { 100.0% }			

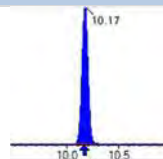
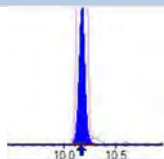
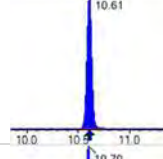
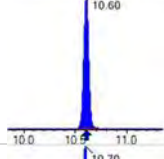
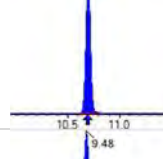
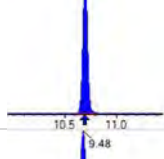
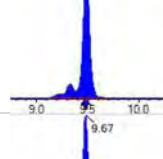
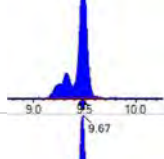
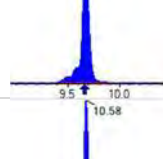
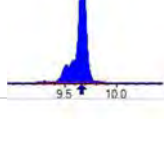
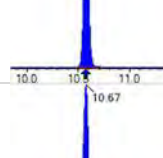
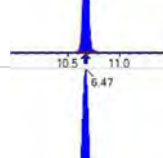
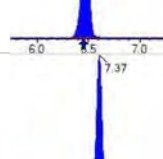
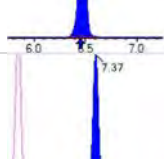
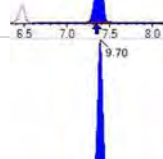
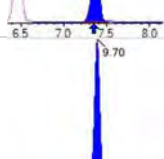
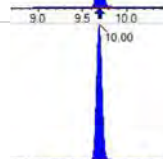
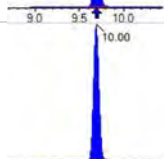

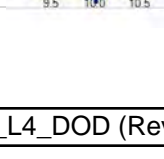
Analyte	(Q1 / Q3) Area Counts*min	R.T. (R.T [min], R.R.T.) ( $\Delta$ RT-[min], $\Delta$ RT- CV[min], $\Delta$ RT ion[s])	S / N	Ion Ratio IR Vs MP% IR Vs CV%	Concentration [ True ] ng/mL	Q.C. Rec. {Area%CV}	Primary Transition	Confirmation Transition	Flag
13C2_PFDA_IIS	(515.0 / 470.1) 364678	(9.26, N/A) (N/A, 0.00, N/A)	367.1	N/A	1.0705 [ 1.0000 ]	107.1% { 100.0% }			
18O2_PFHxS_IIS	(403.0 / 83.9) 634057	(7.96, N/A) (N/A, 0.00, N/A)	772.8	N/A	1.0479 [ 1.0000 ]	104.8% { 100.0% }			
13C4_PFOS_IIS	(503.0 / 79.9) 619970	(9.41, N/A) (N/A, 0.00, N/A)	447.9	N/A	0.9615 [ 1.0000 ]	96.1% { 100.0% }			
13C4_PFBA_EIS	(217.0 / 172.0) 1853066	(3.64, N/A) (N/A, 0.00, N/A)	629.8	N/A	8.0618 [ 8.0000 ]	100.8% { 100.0% }			
13C5_PFPeA_EIS	(268.0 / 223.0) 1182685	(4.94, N/A) (N/A, 0.00, N/A)	581.8	N/A	4.0328 [ 4.0000 ]	100.8% { 100.0% }			
13C5_PFHxA_EIS	(318.0 / 273.0) 748155	(6.10, N/A) (N/A, 0.00, N/A)	644.3	N/A	1.8808 [ 2.0000 ]	94.0% { 100.0% }			
13C4_PFHpA_EIS	(367.0 / 322.0) 686768	(7.03, N/A) (N/A, 0.00, N/A)	488.3	N/A	1.9874 [ 2.0000 ]	99.4% { 100.0% }			
13C8_PFOA_EIS	(421.0 / 376.0) 766153	(7.85, N/A) (N/A, 0.00, N/A)	627.1	N/A	1.9940 [ 2.0000 ]	99.7% { 100.0% }			
13C9_PFNA_EIS	(472.0 / 427.0) 306174	(8.59, N/A) (N/A, 0.00, N/A)	372.0	N/A	0.9638 [ 1.0000 ]	96.4% { 100.0% }			
13C6_PFDA_EIS	(519.0 / 474.0) 431711	(9.27, N/A) (N/A, 0.00, N/A)	413.8	N/A	0.9801 [ 1.0000 ]	98.0% { 100.0% }			
13C7_PFUnA_EIS	(570.0 / 525.0) 561415	(9.70, N/A) (N/A, 0.00, N/A)	331.4	N/A	1.0363 [ 1.0000 ]	103.6% { 100.0% }			

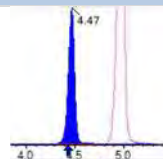
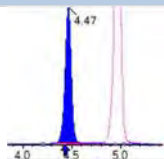
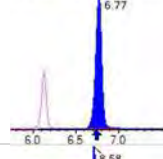
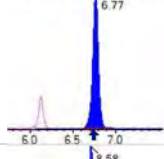
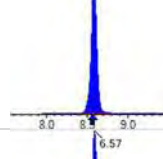
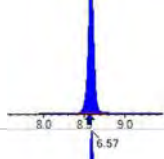
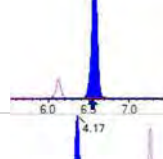
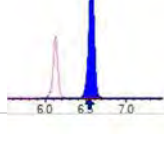
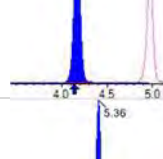
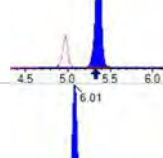
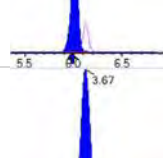
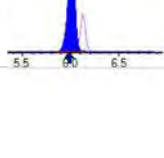
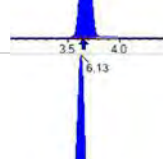
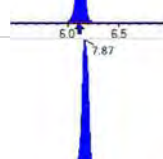
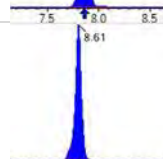

Analyte	(Q1 / Q3) Area Counts*min	R.T. (R.T [min], R.R.T.) ( $\Delta$ RT-[min], $\Delta$ RT- CV[min], $\Delta$ RT ion[s])	S / N	Ion Ratio IR Vs MP% IR Vs CV%	Concentration [ True ] ng/mL	Q.C. Rec. {Area%CV}	Primary Transition	Confirmation Transition	Flag
13C2_PFDa_EIS	(615.0 / 570.0) 578032	(9.88, N/A) (N/A, 0.00, N/A)	586.4	N/A	1.0692 [ 1.0000 ]	106.9% { 100.0% }			
13C2_PFTeDA_EIS	(715.0 / 670.0) 334276	(10.12, N/A) (N/A, 0.00, N/A)	669.0	N/A	0.9759 [ 1.0000 ]	97.6% { 100.0% }			
13C3_PFBs_EIS	(302.0 / 80.0) 1830583	(6.05, N/A) (N/A, 0.00, N/A)	650.3	N/A	1.9076 [ 2.0000 ]	95.4% { 100.0% }			
13C3_PFHxS_EIS	(402.0 / 80.0) 994031	(7.96, N/A) (N/A, 0.00, N/A)	752.7	N/A	1.9131 [ 2.0000 ]	95.7% { 100.0% }			
13C8_PFOS_EIS	(507.0 / 80.0) 1641013	(9.41, N/A) (N/A, 0.00, N/A)	203.3	N/A	2.1964 [ 2.0000 ]	109.8% { 100.0% }			
13C2_4:2FTS_EIS	(329.0 / 81.0) 433632	(5.77, N/A) (N/A, 0.00, N/A)	581.0	N/A	3.9997 [ 4.0000 ]	100.0% { 100.0% }			
13C2_6:2FTS_EIS	(429.0 / 81.0) 576038	(7.51, N/A) (N/A, 0.00, N/A)	706.5	N/A	4.0156 [ 4.0000 ]	100.4% { 100.0% }			
13C2_8:2FTS_EIS	(529.0 / 81.0) 635337	(8.93, N/A) (N/A, 0.00, N/A)	503.1	N/A	3.5136 [ 4.0000 ]	87.8% { 100.0% }			
13C8_PFOsa_EIS	(506.0 / 78.0) 1798279	(10.17, N/A) (N/A, 0.00, N/A)	942.9	N/A	2.0622 [ 2.0000 ]	103.1% { 100.0% }			
D3_NMeFOSA_EIS	(515.0 / 169.0) 369382	(10.60, N/A) (N/A, 0.00, N/A)	697.5	N/A	2.2400 [ 2.0000 ]	112.0% { 100.0% }			
D5_NEtFOSA_EIS	(531.0 / 169.0) 340567	(10.69, N/A) (N/A, 0.00, N/A)	878.1	N/A	2.2548 [ 2.0000 ]	112.7% { 100.0% }			

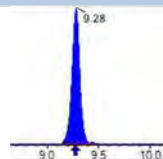
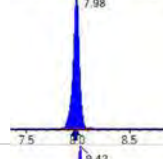
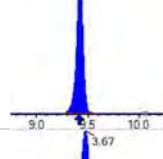
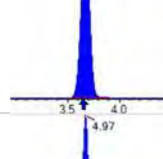
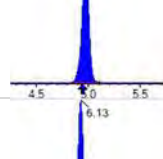
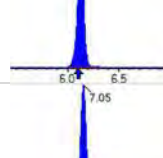
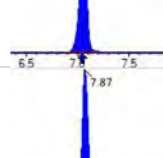
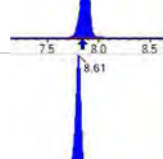
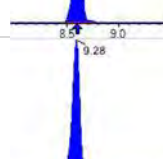
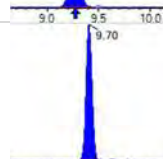

Analyte	(Q1 / Q3) Area Counts*min	R.T. (R.T [min], R.R.T.) ( $\Delta$ RT-I[ $\mu$ min], $\Delta$ RT- CV[ $\mu$ min], $\Delta$ RT ion[s])	S / N	Ion Ratio IR Vs MP% IR Vs CV%	Concentration [ True ] ng/mL	Q.C. Rec. {Area%CV}	Primary Transition	Confirmation Transition	Flag
D3_MeFOSAA_EIS	(573.0 / 419.0) 1018353	(9.47, N/A) (N/A, 0.00, N/A)	413.5	N/A	4.3321 [ 4.0000 ]	108.3% { 100.0% }			
D5_EtFOSAA_EIS	(589.0 / 419.0) 723782	(9.66, N/A) (N/A, 0.00, N/A)	128.8	N/A	3.8725 [ 4.0000 ]	96.8% { 100.0% }			
D7_NMeFOSE_EIS	(623.0 / 58.9) 806754	(10.57, N/A) (N/A, 0.00, N/A)	764.6	N/A	22.3925 [ 20.0000 ]	112.0% { 100.0% }			
D9_NEtFOSE_EIS	(639.0 / 58.9) 381994	(10.67, N/A) (N/A, 0.00, N/A)	1289.6	N/A	22.9930 [ 20.0000 ]	115.0% { 100.0% }			
13C3_HFPODA_EIS	(287.0 / 169.0) 1758964	(6.45, N/A) (N/A, 0.00, N/A)	789.5	N/A	7.9045 [ 8.0000 ]	98.8% { 100.0% }			

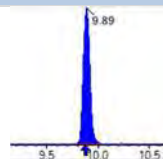
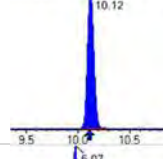
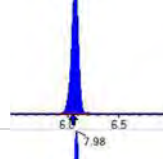
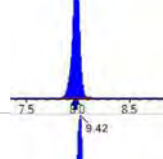
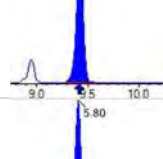
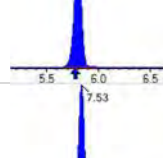
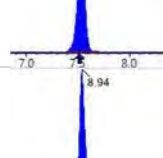
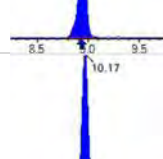
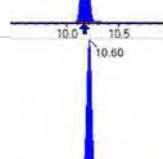
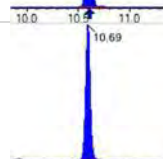

Analyte	(Q1 / Q3) Area Counts*min	R.T. (R.T [min], R.R.T.) ( $\Delta$ RT-[min], $\Delta$ RT- CV[min], $\Delta$ RT ion[s])	S / N	Ion Ratio IR Vs MP% IR Vs CV%	Concentration [ True ] ng/mL	Q.C. Rec. {Area%CV}	Primary Transition	Confirmation Transition	Flag
PFBA	(213.0 / 169.0) 7772583	(3.67, 1.00) (0.00, N/A, 0.0)	539.7	N/A 0.0 0.0	42.0284 [ 40.0000 ]	105.1%			
PFPeA	(263.0 / 219.0) 5651080 (263.0 / 69.0) 62233	(4.97, 1.00) (0.00, N/A, 0.1)	647.3 405.2	0.0110 106.6 106.6	20.5875 [ 20.0000 ]	102.9%			
PFHxA	(313.0 / 269.0) 3825516 (313.0 / 119.0) 359501	(6.13, 1.00) (0.00, N/A, -0.1)	607.3 500.9	0.0940 96.6 96.6	9.8177 [ 10.0000 ]	98.2%			
PFHpA	(363.0 / 319.0) 3529017 (363.0 / 169.0) 968158	(7.06, 1.00) (0.00, N/A, 0.0)	548.9 648.7	0.2743 95.9 95.9	10.8348 [ 10.0000 ]	108.3%			
PFOA	(413.0 / 369.0) 3581523 (413.0 / 169.0) 1076980	(7.87, 1.00) (0.00, N/A, 0.1)	547.4 634.9	0.3007 99.0 99.0	9.6850 [ 10.0000 ]	96.8%			
PFNA	(463.0 / 419.0) 2957588 (463.0 / 169.0) 644107	(8.61, 1.00) (0.00, N/A, 0.1)	425.4 603.3	0.2178 102.9 102.9	10.0993 [ 10.0000 ]	101.0%			
PFDA	(513.0 / 469.0) 4258828 (513.0 / 169.0) 403727	(9.28, 1.00) (0.00, N/A, 0.0)	472.9 296.1	0.0948 102.8 102.8	10.9198 [ 10.0000 ]	109.2%			
PFUnA	(563.0 / 519.0) 4674286 (563.0 / 169.0) 517395	(9.71, 1.00) (0.00, N/A, 0.0)	706.9 437.2	0.1107 143.9 143.9	11.2428 [ 10.0000 ]	112.4%			
PFDoA	(613.0 / 569.0) 5709604 (613.0 / 169.0) 642220	(9.88, 1.00) (0.00, N/A, -0.3)	720.4 722.5	0.1125 83.5 83.5	12.2529 [ 10.0000 ]	122.5%			
PFTrDA	(663.0 / 619.0) 4361328 (663.0 / 169.0) 858415	(10.01, 1.01) (N/A, 0.01, 0.1)	1008.2 566.2	0.1968 90.3 90.3	10.7266 [ 10.0000 ]	107.3%			
PFTeDA	(713.0 / 669.0) 3337271 (713.0 / 169.0) 603490	(10.12, 1.00) (0.00, N/A, 0.0)	886.3 480.1	0.1808 91.6 91.6	10.5300 [ 10.0000 ]	105.3%			

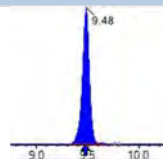
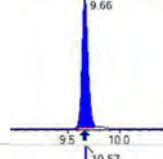
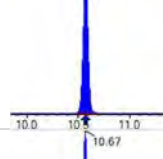
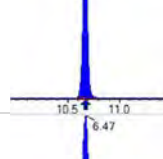
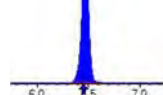
Analyte	(Q1 / Q3) Area Counts*min	R.T. (R.T [min], R.R.T.) ( $\Delta$ RT-[min], $\Delta$ RT- CV[min], $\Delta$ RT ion[s])	S / N	Ion Ratio IR Vs MP% IR Vs CV%	Concentration [ True ] ng/mL	Q.C. Rec. {Area%CV}	Primary Transition	Confirmation Transition	Flag
PFBS	(299.0 / 80.0) 5459762 (299.0 / 99.0) 3323569	(6.07, 1.00) (0.00, N/A, -0.1)	594.6 528.5	0.6087 92.6 92.6	9.5253 [8.8473]	107.7%			
PFPeS	(349.0 / 80.0) 9308750 (349.0 / 99.0) 3350153	(7.12, 0.89) (N/A, 0.02, 0.1)	699.6 675.9	0.3599 97.1 97.1	10.2862 [9.3838]	109.6%			
PFHxS	(399.0 / 80.0) 7745896 (399.0 / 99.0) 2382567	(7.98, 1.00) (0.00, N/A, 0.1)	693.1 798.7	0.3076 94.3 94.3	9.7180 [9.1098]	106.7%			
PFHpS	(449.0 / 80.0) 7488992 (449.0 / 99.0) 1981717	(8.75, 0.93) (N/A, 0.02, 0.0)	634.3 589.4	0.2646 101.5 101.5	9.9485 [9.5141]	104.6%			
PFOS	(499.0 / 80.0) 8562239 (499.0 / 99.0) 1888731	(9.42, 1.00) (0.00, N/A, 0.0)	338.8 830.7	0.2206 106.0 106.0	9.8827 [9.2749]	106.6%			
PFNS	(549.0 / 80.0) 10435990 (549.0 / 99.0) 2405738	(9.75, 1.03) (N/A, 0.00, 0.0)	800.6 903.1	0.2305 96.8 96.8	10.6263 [9.5989]	110.7%			
PFDS	(599.0 / 80.0) 12279035 (599.0 / 99.0) 2702366	(9.90, 1.05) (N/A, 0.00, -0.1)	1330.2 758.5	0.2201 83.7 83.7	10.3405 [9.6311]	107.4%			
PFDoS	(699.0 / 80.0) 5600165 (699.0 / 99.0) 1242155	(10.11, 1.07) (N/A, 0.01, 0.2)	1314.2 801.9	0.2218 113.1 113.1	10.0146 [9.6956]	103.3%			
4:2FTS	(327.0 / 307.0) 13536278 (327.0 / 81.0) 8309827	(5.80, 1.00) (0.00, N/A, 0.0)	719.9 739.3	0.6139 85.8 85.8	38.4468 [37.3811]	102.9%			
6:2FTS	(427.0 / 407.0) 8251578 (427.0 / 81.0) 6774164	(7.53, 1.00) (0.00, N/A, -0.1)	677.3 718.9	0.8210 111.1 111.1	41.5121 [37.9617]	109.4%			
8:2FTS	(527.0 / 507.0) 10049426 (527.0 / 81.0) 6666543	(8.95, 1.00) (0.01, N/A, 0.3)	445.9 502.6	0.6634 108.4 108.4	44.5543 [38.3315]	116.2%			

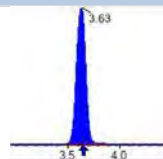
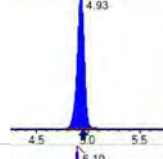
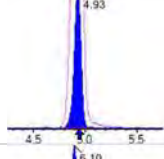
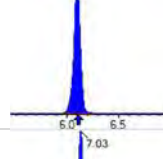
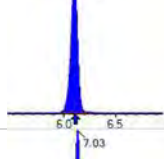
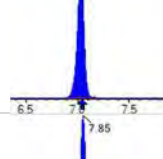
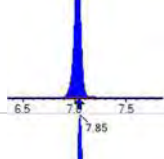
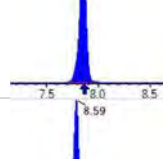
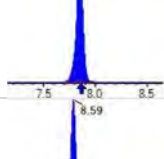
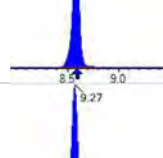
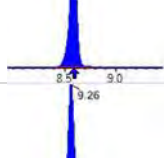
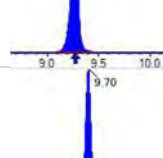
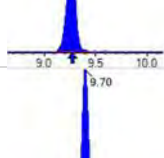
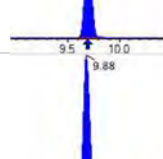
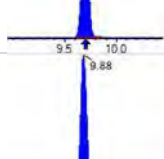
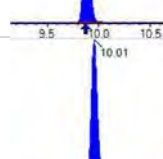
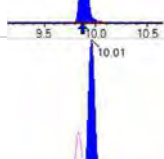
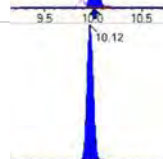
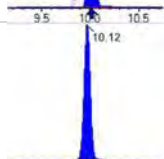

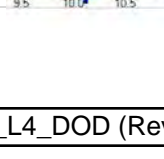
Analyte	(Q1 / Q3) Area Counts*min	R.T. (R.T [min], R.R.T.) ( $\Delta$ RT-[min], $\Delta$ RT- CV[min], $\Delta$ RT ion[s])	S / N	Ion Ratio IR Vs MP% IR Vs CV%	Concentration [ True ] ng/mL	Q.C. Rec. {Area%CV}	Primary Transition	Confirmation Transition	Flag
PFOSA	(498.0 / 78.0) 10690103 (498.0 / 478.0) 212628	(10.17, 1.00) (0.00, N/A, 0.0)	1114.6 571.5	0.0199 95.3 95.3	10.1798 [ 10.0000 ]	101.8%			
NMeFOSA	(512.0 / 219.0) 7084423 (512.0 / 169.0) 4954197	(10.61, 1.00) (0.00, N/A, 0.0)	1134.1 874.7	0.6993 101.1 101.1	42.9979 [ 40.0000 ]	107.5%			
NEIFOSA	(526.0 / 219.0) 6732334 (526.0 / 169.0) 7081313	(10.70, 1.00) (0.00, N/A, 0.0)	938.9 1276.7	1.0518 106.0 106.0	44.1475 [ 40.0000 ]	110.4%			
NMeFOSAA	(570.0 / 419.0) 2300672 (570.0 / 483.0) 1155811	(9.48, 1.00) (0.00, N/A, 0.1)	609.6 547.9	0.5024 90.3 90.3	11.2570 [ 10.0000 ]	112.6%			
NEIFOSAA	(584.0 / 419.0) 1697247 (584.0 / 526.0) 988305	(9.67, 1.00) (0.01, N/A, 0.0)	900.1 418.0	0.5823 98.2 98.2	9.9843 [ 10.0000 ]	99.8%			
NMeFOSE	(616.0 / 59.0) 1907826	(10.58, 1.00) (0.01, N/A, 0.0)	1106.8	N/A 0.0 0.0	42.0023 [ 40.0000 ]	105.0%			
NEtFOSE	(630.0 / 59.0) 408726	(10.67, 1.00) (0.01, N/A, 0.0)	1681.9	N/A 0.0 0.0	42.1994 [ 40.0000 ]	105.5%			
HFPO-DA	(285.0 / 169.0) 2823804 (285.0 / 185.0) 7899392	(6.47, 1.00) (0.00, N/A, 0.0)	745.0 754.9	2.7974 109.1 109.1	19.3635 [ 20.0000 ]	96.8%			
ADONA	(377.0 / 85.0) 12590888 (377.0 / 251.0) 1410655	(7.37, 1.14) (N/A, 0.03, 0.2)	707.3 545.8	0.1120 91.1 91.1	21.6659 [ 18.8540 ]	114.9%			
9Cl-Pf3ONS	(531.0 / 351.0) 30081674 (533.0 / 353.0) 9621509	(9.70, 1.50) (N/A, 0.01, 0.0)	712.4 631.7	0.3198 101.2 101.2	18.9527 [ 18.6651 ]	101.5%			
11Cl-PF3OUDS	(631.0 / 451.0) 18467630 (633.0 / 453.0) 5632838	(10.00, 1.54) (N/A, 0.00, 0.0)	1424.5 1108.0	0.3050 98.5 98.5	20.5582 [ 18.8642 ]	109.0%			

Analyte	(Q1 / Q3) Area Counts*min	R.T. (R.T [min], R.R.T.) ( $\Delta$ RT-[min], $\Delta$ RT- CV[min], $\Delta$ RT ion[s])	S / N	Ion Ratio IR Vs MP% IR Vs CV%	Concentration [ True ] ng/mL	Q.C. Rec. {Area%CV}	Primary Transition	Confirmation Transition	Flag
3:3FTCA	(241.0 / 177.0) 377032 (241.0 / 117.0) 513910	(4.47, 0.90) (N/A, 0.03, 0.1)	685.4 579.1	1.3630 103.6 103.6	39.9624 [ 40.0000 ]	99.9%			
5:3FTCA	(341.0 / 236.7) 2248511 (341.0 / 217.0) 3859161	(6.77, 1.10) (N/A, 0.03, 0.1)	466.1 619.2	1.7163 95.6 95.6	37.7013 [ 40.0000 ]	94.3%			
7:3FTCA	(441.0 / 317.0) 3208348 (441.0 / 337.0) 2727172	(8.58, 1.40) (N/A, 0.02, 0.0)	531.9 522.2	0.8500 103.1 103.1	41.2964 [ 40.0000 ]	103.2%			
PFEESA	(315.0 / 135.0) 6236653 (315.0 / 83.0) 1969690	(6.57, 1.07) (N/A, 0.02, 0.0)	730.7 726.4	0.3158 103.6 103.6	17.4327 [ 17.8492 ]	97.7%			
PFMPA	(229.0 / 85.0) 1492846	(4.17, 0.84) (N/A, 0.03, 0.0)	912.1	N/A 0.0 0.0	18.6222 [ 20.0000 ]	93.1%			
PFMBA	(279.0 / 85.0) 4836584	(5.36, 1.08) (N/A, 0.03, 0.0)	728.3	N/A 0.0 0.0	21.1568 [ 20.0000 ]	105.8%			
NFDHA	(295.0 / 201.0) 3799235 (295.0 / 85.0) 3115389	(6.01, 0.98) (N/A, 0.03, 0.2)	656.8 625.6	0.8200 95.5 95.5	19.8646 [ 20.0000 ]	99.3%			
13C3_PFBA_IIS	(216.0 / 172.0) 200324	(3.67, N/A) (N/A, 0.03, N/A)	525.2	N/A	0.9302 [ 1.0000 ]	93.0% { 87.5% }			
13C2_PFHxA_IIS	(315.0 / 270.0) 389404	(6.13, N/A) (N/A, 0.02, N/A)	564.6	N/A	1.0258 [ 1.0000 ]	102.6% { 100.2% }			
13C4_PFOA_IIS	(417.0 / 372.0) 350279	(7.87, N/A) (N/A, 0.02, N/A)	417.2	N/A	0.9704 [ 1.0000 ]	97.0% { 93.3% }			
13C5_PFNA_IIS	(468.0 / 423.0) 324422	(8.61, N/A) (N/A, 0.02, N/A)	484.5	N/A	1.1032 [ 1.0000 ]	110.3% { 106.1% }			

Analyte	(Q1 / Q3) Area Counts*min	R.T. (R.T [min], R.R.T.) ( $\Delta$ RT-[min], $\Delta$ RT- CV[min], $\Delta$ RT ion[s])	S / N	Ion Ratio IR Vs MP% IR Vs CV%	Concentration [ True ] ng/mL	Q.C. Rec. {Area%CV}	Primary Transition	Confirmation Transition	Flag
13C2_PFDA_IIS	(515.0 / 470.1) 304333	(9.28, N/A) (N/A, 0.01, N/A)	355.6	N/A	0.8934 [ 1.0000 ]	89.3% { 83.5% }			
18O2_PFHxS_IIS	(403.0 / 83.9) 594228	(7.98, N/A) (N/A, 0.02, N/A)	573.6	N/A	0.9821 [ 1.0000 ]	98.2% { 93.7% }			
13C4_PFOS_IIS	(503.0 / 79.9) 569198	(9.42, N/A) (N/A, 0.01, N/A)	461.2	N/A	0.8827 [ 1.0000 ]	88.3% { 91.8% }			
13C4_PFBA_EIS	(217.0 / 172.0) 1583488	(3.67, N/A) (N/A, 0.03, N/A)	633.9	N/A	7.8733 [ 8.0000 ]	98.4% { 85.5% }			
13C5_PFPeA_EIS	(268.0 / 223.0) 1156316	(4.97, N/A) (N/A, 0.03, N/A)	598.9	N/A	3.9360 [ 4.0000 ]	98.4% { 97.8% }			
13C5_PFHxA_EIS	(318.0 / 273.0) 785326	(6.13, N/A) (N/A, 0.02, N/A)	523.9	N/A	1.9708 [ 2.0000 ]	98.5% { 105.0% }			
13C4_PFHpA_EIS	(367.0 / 322.0) 621659	(7.05, N/A) (N/A, 0.02, N/A)	464.1	N/A	1.7959 [ 2.0000 ]	89.8% { 90.5% }			
13C8_PFOA_EIS	(421.0 / 376.0) 694283	(7.87, N/A) (N/A, 0.02, N/A)	674.6	N/A	1.9372 [ 2.0000 ]	96.9% { 90.6% }			
13C9_PFNA_EIS	(472.0 / 427.0) 303425	(8.61, N/A) (N/A, 0.02, N/A)	345.6	N/A	0.9001 [ 1.0000 ]	90.0% { 99.1% }			
13C6_PFDA_EIS	(519.0 / 474.0) 393291	(9.28, N/A) (N/A, 0.01, N/A)	419.5	N/A	1.0699 [ 1.0000 ]	107.0% { 91.1% }			
13C7_PFUnA_EIS	(570.0 / 525.0) 455574	(9.70, N/A) (N/A, 0.01, N/A)	384.5	N/A	1.0077 [ 1.0000 ]	100.8% { 81.1% }			

Analyte	(Q1 / Q3) Area Counts*min	R.T. (R.T [min], R.R.T.) ( $\Delta$ RT-[min], $\Delta$ RT- CV[min], $\Delta$ RT ion[s])	S / N	Ion Ratio IR Vs MP% IR Vs CV%	Concentration [ True ] ng/mL	Q.C. Rec. {Area%CV}	Primary Transition	Confirmation Transition	Flag
13C2_PFDa_EIS	(615.0 / 570.0) 486230	(9.89, N/A) (N/A, 0.01, N/A)	406.7	N/A	1.0778 [ 1.0000 ]	107.8% { 84.1% }			
13C2_PFTeDA_EIS	(715.0 / 670.0) 313306	(10.12, N/A) (N/A, 0.00, N/A)	1128.6	N/A	1.0960 [ 1.0000 ]	109.6% { 93.7% }			
13C3_PFBs_EIS	(302.0 / 80.0) 1796948	(6.07, N/A) (N/A, 0.03, N/A)	589.1	N/A	1.9981 [ 2.0000 ]	99.9% { 98.2% }			
13C3_PFHxS_EIS	(402.0 / 80.0) 920368	(7.98, N/A) (N/A, 0.02, N/A)	631.0	N/A	1.8900 [ 2.0000 ]	94.5% { 92.6% }			
13C8_PFOS_EIS	(507.0 / 80.0) 1488050	(9.42, N/A) (N/A, 0.01, N/A)	135.9	N/A	2.1694 [ 2.0000 ]	108.5% { 90.7% }			
13C2_4:2FTS_EIS	(329.0 / 81.0) 414157	(5.80, N/A) (N/A, 0.03, N/A)	553.3	N/A	4.0761 [ 4.0000 ]	101.9% { 95.5% }			
13C2_6:2FTS_EIS	(429.0 / 81.0) 495229	(7.53, N/A) (N/A, 0.02, N/A)	580.3	N/A	3.6837 [ 4.0000 ]	92.1% { 86.0% }			
13C2_8:2FTS_EIS	(529.0 / 81.0) 578392	(8.94, N/A) (N/A, 0.01, N/A)	456.1	N/A	3.4131 [ 4.0000 ]	85.3% { 91.0% }			
13C8_PFOsa_EIS	(506.0 / 78.0) 1811036	(10.17, N/A) (N/A, 0.00, N/A)	563.9	N/A	2.2621 [ 2.0000 ]	113.1% { 100.7% }			
D3_NMeFOSA_EIS	(515.0 / 169.0) 339225	(10.60, N/A) (N/A, 0.00, N/A)	706.1	N/A	2.2406 [ 2.0000 ]	112.0% { 91.8% }			
D5_NEtFOSA_EIS	(531.0 / 169.0) 307484	(10.69, N/A) (N/A, 0.00, N/A)	685.8	N/A	2.2174 [ 2.0000 ]	110.9% { 90.3% }			

Analyte	(Q1 / Q3) Area Counts*min	R.T. (R.T [min], R.R.T.) ( $\Delta$ RT-I[ $\mu$ min], $\Delta$ RT- CV[ $\mu$ min], $\Delta$ RT ion[s])	S / N	Ion Ratio IR Vs MP% IR Vs CV%	Concentration [ True ] ng/mL	Q.C. Rec. {Area%CV}	Primary Transition	Confirmation Transition	Flag
D3_MeFOSAA_EIS	(573.0 / 419.0) 900879	(9.48, N/A) (N/A, 0.01, N/A)	342.8	N/A	4.1742 [ 4.0000 ]	104.4% { 88.5% }			
D5_EtFOSAA_EIS	(589.0 / 419.0) 689761	(9.66, N/A) (N/A, 0.01, N/A)	95.7	N/A	4.0196 [ 4.0000 ]	100.5% { 95.3% }			
D7_NMeFOSE_EIS	(623.0 / 58.9) 744063	(10.57, N/A) (N/A, 0.00, N/A)	1456.3	N/A	22.4946 [ 20.0000 ]	112.5% { 92.2% }			
D9_NEtFOSE_EIS	(639.0 / 58.9) 354050	(10.67, N/A) (N/A, 0.00, N/A)	1293.6	N/A	23.2119 [ 20.0000 ]	116.1% { 92.7% }			
13C3_HFPODA_EIS	(287.0 / 169.0) 1680665	(6.47, N/A) (N/A, 0.02, N/A)	781.6	N/A	7.5394 [ 8.0000 ]	94.2% { 95.5% }			

Analyte	(Q1 / Q3) Area Counts*min	R.T. (R.T [min], R.R.T.) ( $\Delta$ RT-[min], $\Delta$ RT- CV[min], $\Delta$ RT ion[s])	S / N	Ion Ratio IR Vs MP% IR Vs CV%	Concentration [ True ] ng/mL	Q.C. Rec. {Area%CV}	Primary Transition	Confirmation Transition	Flag
PFBA	(213.0 / 169.0) 16031092	(3.63, 1.00) (0.00, N/A, 0.0)	629.4	N/A 0.0 0.0	85.1840 [ 80.0000 ]	106.5%			
PFPeA	(263.0 / 219.0) 10310339 (263.0 / 69.0) 114506	(4.93, 1.00) (0.00, N/A, 0.1)	555.7 600.9	0.0111 107.5 107.5	40.9568 [ 40.0000 ]	102.4%			
PFHxA	(313.0 / 269.0) 7618587 (313.0 / 119.0) 702473	(6.10, 1.00) (0.00, N/A, -0.1)	594.6 521.2	0.0922 94.7 94.7	20.8711 [ 20.0000 ]	104.4%			
PFHpA	(363.0 / 319.0) 7287682 (363.0 / 169.0) 1916229	(7.03, 1.00) (0.00, N/A, 0.1)	540.7 453.7	0.2629 91.9 91.9	20.7723 [ 20.0000 ]	103.9%			
PFOA	(413.0 / 369.0) 8023613 (413.0 / 169.0) 2445963	(7.85, 1.00) (0.00, N/A, 0.1)	639.8 756.8	0.3048 100.4 100.4	22.0423 [ 20.0000 ]	110.2%			
PFNA	(463.0 / 419.0) 5916228 (463.0 / 169.0) 1182298	(8.59, 1.00) (0.00, N/A, 0.0)	561.4 479.5	0.1998 94.4 94.4	21.5216 [ 20.0000 ]	107.6%			
PFDA	(513.0 / 469.0) 8108290 (513.0 / 169.0) 796824	(9.27, 1.00) (0.01, N/A, 0.3)	452.7 387.7	0.0983 106.6 106.6	20.5217 [ 20.0000 ]	102.6%			
PFUnA	(563.0 / 519.0) 7872574 (563.0 / 169.0) 711380	(9.70, 1.00) (0.00, N/A, 0.0)	654.7 406.9	0.0904 117.5 117.5	19.5702 [ 20.0000 ]	97.9%			
PFDoA	(613.0 / 569.0) 9695968 (613.0 / 169.0) 1260786	(9.88, 1.00) (0.00, N/A, -0.1)	798.5 656.1	0.1300 96.5 96.5	19.9187 [ 20.0000 ]	99.6%			
PFTrDA	(663.0 / 619.0) 8584478 (663.0 / 169.0) 1621569	(10.01, 1.01) (N/A, 0.00, -0.1)	690.2 806.3	0.1889 86.7 86.7	20.2113 [ 20.0000 ]	101.1%			
PFTeDA	(713.0 / 669.0) 5932051 (713.0 / 169.0) 1016462	(10.12, 1.00) (0.00, N/A, -0.1)	995.2 602.8	0.1714 86.8 86.8	19.8214 [ 20.0000 ]	99.1%			

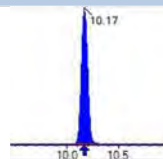
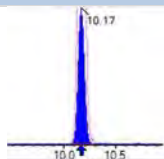
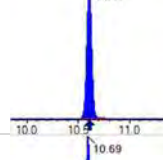
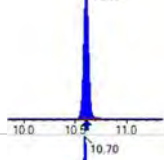
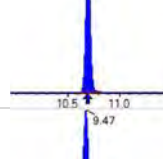
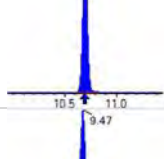
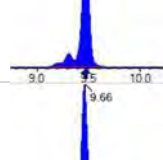
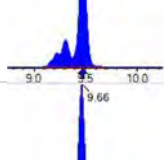
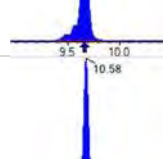
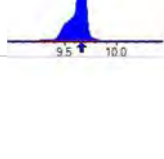
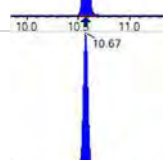
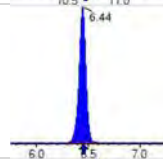
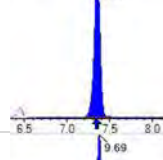
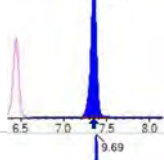
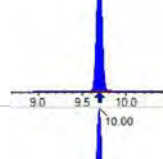
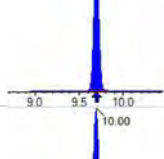


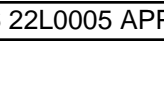
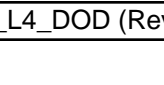


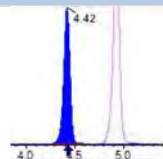
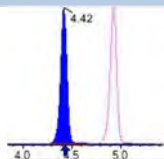
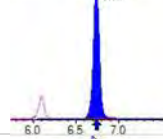
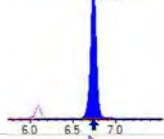
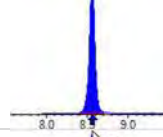
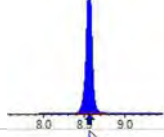
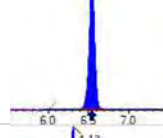
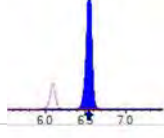
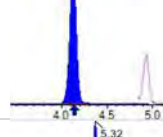
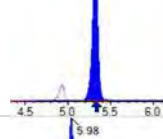
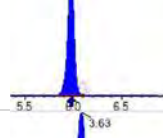

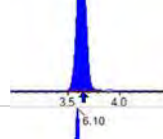
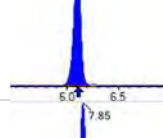
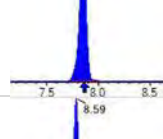
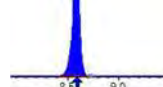
Chemist: ABK  
 Instrument: Saphira  
 Type: Sciex Q3 5500

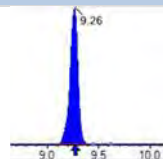
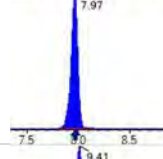
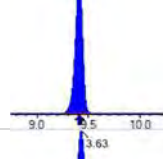
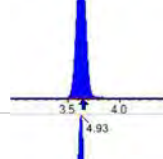
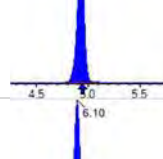
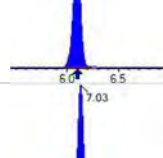
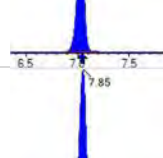
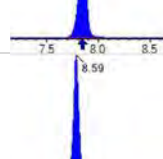

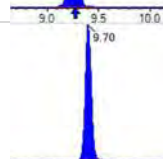

Sample I.D.: SB04012-CAL7  
 DF, IV: 1, 10.0µL  
 Acquisition Method: 1633 2022-12-27.dam

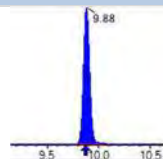
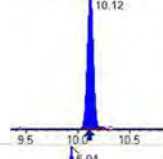
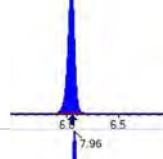
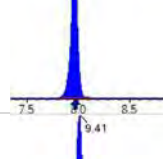
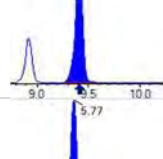
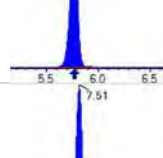
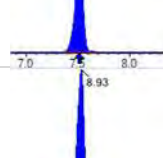
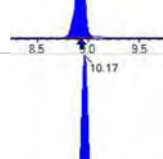
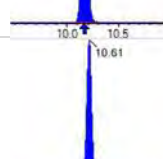
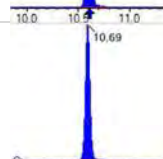

Quant Method: 1633 - S2022-12-29A  
 Path: S2022-12-29A (7)  
 Acquired: 2022/12/29 - 13:25

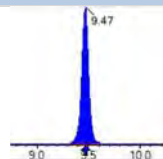
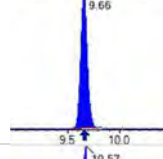
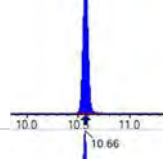
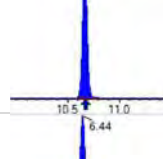
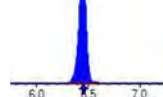
Analyte	(Q1 / Q3) Area Counts*min	R.T. (R.T [min], R.R.T.) ( $\Delta$ RT-[min], $\Delta$ RT-CV[ $\mu$ min], $\Delta$ RT ion[s])	S / N	Ion Ratio IR Vs MP% IR Vs CV%	Concentration [ True ] ng/mL	Q.C. Rec. {Area%CV}	Primary Transition	Confirmation Transition	Flag
PFBS	(299.0 / 80.0) 10280245 (299.0 / 99.0) 6814706	(6.04, 1.00) (0.00, N/A, 0.1)	730.2 688.8	0.6629 100.9 100.9	18.5618 [ 17.6947 ]	104.9%			
PFPeS	(349.0 / 80.0) 19169511 (349.0 / 99.0) 6765436	(7.09, 0.89) (N/A, 0.00, 0.0)	669.0 723.2	0.3529 95.2 95.2	21.5622 [ 18.7676 ]	114.9%			
PFHxS	(399.0 / 80.0) 15765930 (399.0 / 99.0) 5189556	(7.96, 1.00) (0.00, N/A, 0.2)	725.3 948.5	0.3292 101.0 101.0	20.1346 [ 18.2197 ]	110.5%			
PFHpS	(449.0 / 80.0) 15144276 (449.0 / 99.0) 3919483	(8.73, 0.93) (N/A, 0.00, 0.1)	600.8 589.4	0.2588 99.3 99.3	19.9828 [ 19.0281 ]	105.0%			
PFOS	(499.0 / 80.0) 17095229 (499.0 / 99.0) 4121039	(9.41, 1.00) (0.00, N/A, 0.1)	377.6 812.2	0.2411 115.9 115.9	19.5993 [ 18.5499 ]	105.7%			
PFNS	(549.0 / 80.0) 18819672 (549.0 / 99.0) 4992952	(9.75, 1.04) (N/A, 0.00, 0.1)	997.9 815.7	0.2653 111.5 111.5	19.0343 [ 19.1977 ]	99.1%			
PFDS	(599.0 / 80.0) 22458739 (599.0 / 99.0) 5348517	(9.90, 1.05) (N/A, 0.00, 0.0)	1234.4 1061.5	0.2381 90.5 90.5	18.7862 [ 19.2621 ]	97.5%			
PFDoS	(699.0 / 80.0) 10537315 (699.0 / 99.0) 2265451	(10.10, 1.07) (N/A, 0.00, -0.1)	949.4 1126.0	0.2150 109.7 109.7	18.7170 [ 19.3913 ]	96.5%			
4:2FTS	(327.0 / 307.0) 25387651 (327.0 / 81.0) 16106373	(5.77, 1.00) (0.00, N/A, 0.0)	535.3 528.2	0.6344 88.6 88.6	80.5747 [ 74.7622 ]	107.8%			
6:2FTS	(427.0 / 407.0) 15176350 (427.0 / 81.0) 11260166	(7.51, 1.00) (0.00, N/A, 0.2)	597.7 627.2	0.7420 100.4 100.4	78.3454 [ 75.9234 ]	103.2%			
8:2FTS	(527.0 / 507.0) 18188097 (527.0 / 81.0) 13955507	(8.93, 1.00) (0.00, N/A, 0.1)	588.6 608.7	0.7673 125.4 125.4	70.6146 [ 76.6631 ]	92.1%			

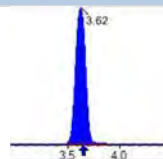
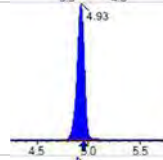
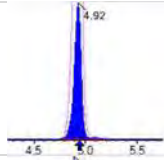
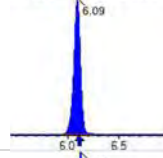
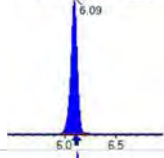
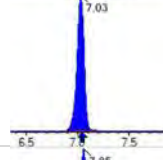
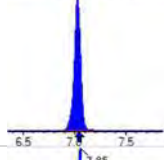
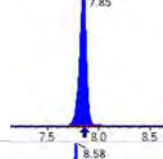
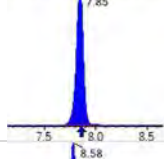
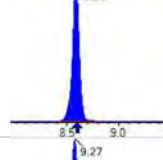
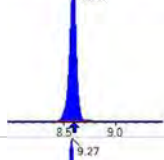
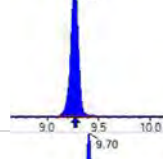
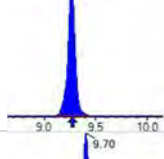
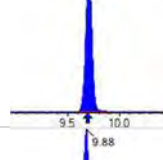
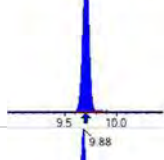
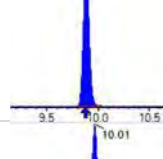
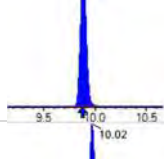
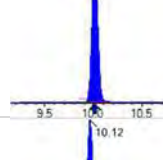
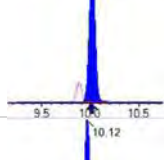
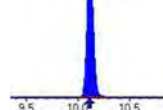
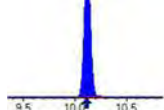
Analyte	(Q1 / Q3) Area Counts*min	R.T. (R.T [min], R.R.T.) ( $\Delta$ RT-[min], $\Delta$ RT- CV[min], $\Delta$ RT ion[s])	S / N	Ion Ratio IR Vs MP% IR Vs CV%	Concentration [ True ] ng/mL	Q.C. Rec. {Area%CV}	Primary Transition	Confirmation Transition	Flag
PFOSA	(498.0 / 78.0) 20253598 (498.0 / 478.0) 416065	(10.17, 1.00) (0.00, N/A, 0.2)	1050.9 777.5	0.0205 98.4 98.4	21.5187 [ 20.0000 ]	107.6%			
NMeFOSA	(512.0 / 219.0) 13079510 (512.0 / 169.0) 9403727	(10.61, 1.00) (0.00, N/A, 0.0)	828.4 950.4	0.7190 103.9 103.9	75.0212 [ 80.0000 ]	93.8%			
NEIFOSA	(526.0 / 219.0) 13184214 (526.0 / 169.0) 13625970	(10.69, 1.00) (0.00, N/A, 0.0)	1158.1 1461.8	1.0335 104.1 104.1	83.9622 [ 80.0000 ]	105.0%			
NMeFOSAA	(570.0 / 419.0) 4590427 (570.0 / 483.0) 2102020	(9.47, 1.00) (0.01, N/A, 0.0)	702.0 480.2	0.4579 82.3 82.3	22.2578 [ 20.0000 ]	111.3%			
NEIFOSAA	(584.0 / 419.0) 3385236 (584.0 / 526.0) 1972786	(9.66, 1.00) (0.00, N/A, -0.1)	881.2 607.1	0.5828 98.2 98.2	19.7750 [ 20.0000 ]	98.9%			
NMeFOSE	(616.0 / 59.0) 3896670	(10.58, 1.00) (0.01, N/A, 0.0)	959.0	N/A 0.0 0.0	84.1352 [ 80.0000 ]	105.2%			
NEtFOSE	(630.0 / 59.0) 814218	(10.67, 1.00) (0.01, N/A, 0.0)	1250.0	N/A 0.0 0.0	77.2542 [ 80.0000 ]	96.6%			
HFPO-DA	(285.0 / 169.0) 5791919 (285.0 / 185.0) 15202720	(6.44, 1.00) (0.00, N/A, 0.0)	656.8 776.4	2.6248 102.4 102.4	41.4174 [ 40.0000 ]	103.5%			
ADONA	(377.0 / 85.0) 23722654 (377.0 / 251.0) 2864075	(7.35, 1.14) (N/A, 0.00, 0.1)	634.8 539.7	0.1207 98.1 98.1	42.5691 [ 37.7080 ]	112.9%			
9CI-Pf3ONS	(531.0 / 351.0) 50559666 (533.0 / 353.0) 18205007	(9.69, 1.50) (N/A, 0.00, 0.0)	649.1 771.7	0.3601 114.0 114.0	33.2188 [ 37.3302 ]	89.0%			
11CI-PF3OUDS	(631.0 / 451.0) 32876918 (633.0 / 453.0) 9782084	(10.00, 1.55) (N/A, 0.00, 0.0)	758.9 862.0	0.2975 96.1 96.1	38.1660 [ 37.7283 ]	101.2%			

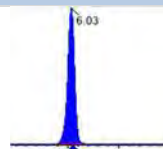
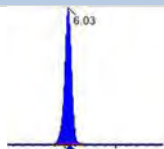
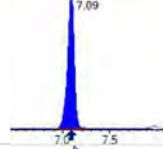
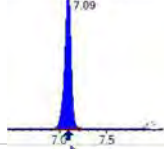
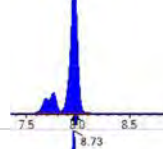
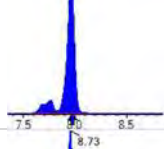
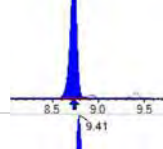
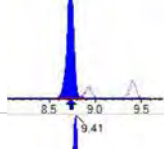
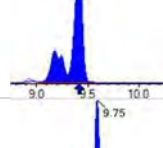
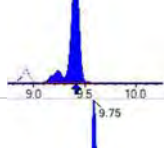
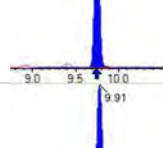
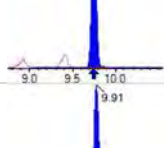
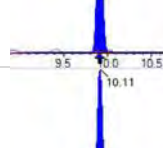
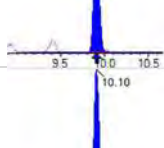
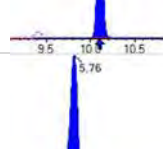
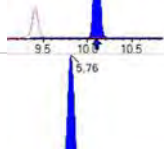
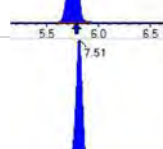
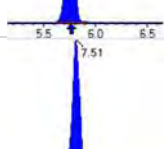
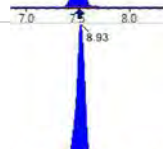
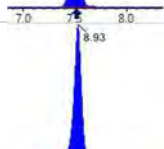

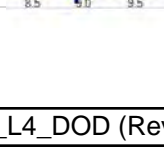
Analyte	(Q1 / Q3) Area Counts*min	R.T. (R.T [min], R.R.T.) ( $\Delta$ RT-[min], $\Delta$ RT- CV[min], $\Delta$ RT ion[s])	S / N	Ion Ratio IR Vs MP% IR Vs CV%	Concentration [ True ] ng/mL	Q.C. Rec. {Area%CV}	Primary Transition	Confirmation Transition	Flag
3:3FTCA	(241.0 / 177.0) 734876 (241.0 / 117.0) 986554	(4.42, 0.90) (N/A, -0.02, 0.1)	592.0 542.9	1.3425 102.1 102.1	84.9317 [ 80.0000 ]	106.2%			
5:3FTCA	(341.0 / 236.7) 4620197 (341.0 / 217.0) 7651534	(6.74, 1.11) (N/A, 0.00, -0.1)	566.6 597.2	1.6561 92.3 92.3	82.6936 [ 80.0000 ]	103.4%			
7:3FTCA	(441.0 / 317.0) 5924810 (441.0 / 337.0) 5080641	(8.56, 1.40) (N/A, -0.00, 0.0)	439.2 454.1	0.8575 104.0 104.0	81.4058 [ 80.0000 ]	101.8%			
PFEESA	(315.0 / 135.0) 13135685 (315.0 / 83.0) 3878663	(6.54, 1.07) (N/A, 0.00, -0.2)	764.1 729.4	0.2953 96.8 96.8	39.1937 [ 35.6984 ]	109.8%			
PFMPA	(229.0 / 85.0) 3210423	(4.13, 0.84) (N/A, -0.01, 0.0)	795.2	N/A 0.0 0.0	43.6678 [ 40.0000 ]	109.2%			
PFMBA	(279.0 / 85.0) 9288980	(5.32, 1.08) (N/A, -0.01, 0.0)	800.5	N/A 0.0 0.0	44.3059 [ 40.0000 ]	110.8%			
NFDHA	(295.0 / 201.0) 7216740 (295.0 / 85.0) 6423925	(5.98, 0.98) (N/A, 0.00, 0.0)	561.4 509.0	0.8901 103.6 103.6	40.2786 [ 40.0000 ]	100.7%			
13C3_PFBA_IIS	(216.0 / 172.0) 205755	(3.63, N/A) (N/A, -0.01, N/A)	555.3	N/A	0.9554 [ 1.0000 ]	95.5% { 89.9% }			
13C2_PFHxA_IIS	(315.0 / 270.0) 385413	(6.10, N/A) (N/A, -0.01, N/A)	554.0	N/A	1.0153 [ 1.0000 ]	101.5% { 99.1% }			
13C4_PFOA_IIS	(417.0 / 372.0) 364139	(7.85, N/A) (N/A, 0.00, N/A)	684.8	N/A	1.0088 [ 1.0000 ]	100.9% { 97.0% }			
13C5_PFNA_IIS	(468.0 / 423.0) 307819	(8.59, N/A) (N/A, 0.00, N/A)	519.1	N/A	1.0468 [ 1.0000 ]	104.7% { 100.7% }			

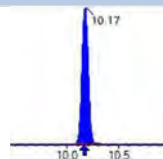
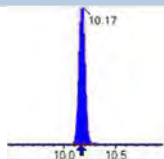
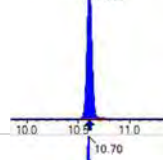
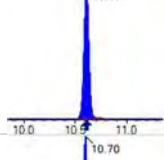
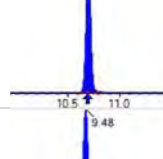
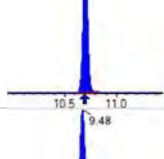
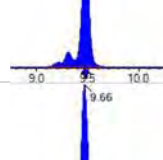
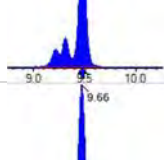
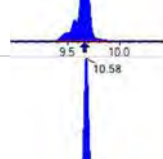
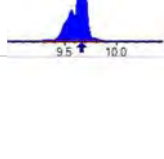
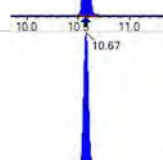
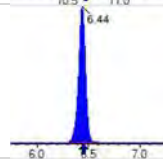
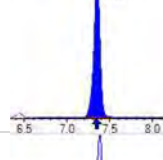
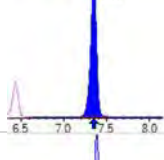
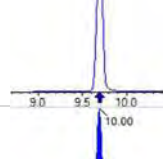
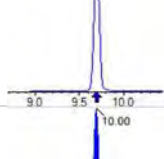


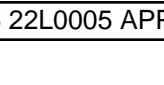
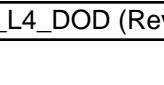
Analyte	(Q1 / Q3) Area Counts*min	R.T. (R.T [min], R.R.T.) ( $\Delta$ RT-[min], $\Delta$ RT- CV[min], $\Delta$ RT ion[s])	S / N	Ion Ratio IR Vs MP% IR Vs CV%	Concentration [ True ] ng/mL	Q.C. Rec. {Area%CV}	Primary Transition	Confirmation Transition	Flag
13C2_PFDA_IIS	(515.0 / 470.1) 331826	(9.26, N/A) (N/A, 0.00, N/A)	289.6	N/A	0.9741 [ 1.0000 ]	97.4% { 91.0% }			
18O2_PFHxS_IIS	(403.0 / 83.9) 582624	(7.97, N/A) (N/A, 0.00, N/A)	551.4	N/A	0.9629 [ 1.0000 ]	96.3% { 91.9% }			
13C4_PFOS_IIS	(503.0 / 79.9) 710418	(9.41, N/A) (N/A, 0.00, N/A)	537.3	N/A	1.1018 [ 1.0000 ]	110.2% { 114.6% }			
13C4_PFBA_EIS	(217.0 / 172.0) 1611377	(3.63, N/A) (N/A, -0.01, N/A)	767.0	N/A	7.8005 [ 8.0000 ]	97.5% { 87.0% }			
13C5_PFPeA_EIS	(268.0 / 223.0) 1060461	(4.93, N/A) (N/A, -0.02, N/A)	612.2	N/A	3.6471 [ 4.0000 ]	91.2% { 89.7% }			
13C5_PFHxA_EIS	(318.0 / 273.0) 735698	(6.10, N/A) (N/A, -0.01, N/A)	521.0	N/A	1.8654 [ 2.0000 ]	93.3% { 98.3% }			
13C4_PFHpA_EIS	(367.0 / 322.0) 669612	(7.03, N/A) (N/A, -0.01, N/A)	486.7	N/A	1.9544 [ 2.0000 ]	97.7% { 97.5% }			
13C8_PFOA_EIS	(421.0 / 376.0) 683408	(7.85, N/A) (N/A, 0.00, N/A)	504.9	N/A	1.8343 [ 2.0000 ]	91.7% { 89.2% }			
13C9_PFNA_EIS	(472.0 / 427.0) 284823	(8.59, N/A) (N/A, 0.00, N/A)	490.2	N/A	0.8905 [ 1.0000 ]	89.1% { 93.0% }			
13C6_PFDA_EIS	(519.0 / 474.0) 398432	(9.26, N/A) (N/A, -0.01, N/A)	364.0	N/A	0.9941 [ 1.0000 ]	99.4% { 92.3% }			
13C7_PFUnA_EIS	(570.0 / 525.0) 440797	(9.70, N/A) (N/A, 0.00, N/A)	613.6	N/A	0.8942 [ 1.0000 ]	89.4% { 78.5% }			

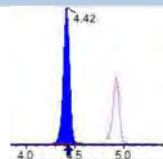
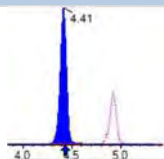
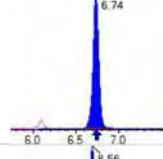
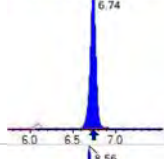
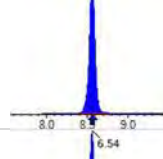
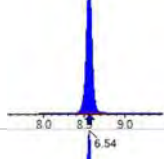
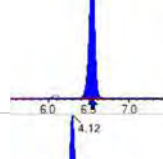
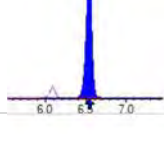
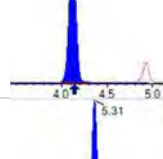
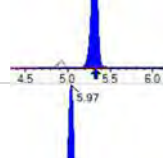
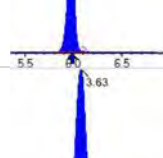
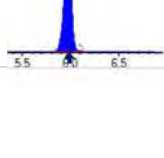

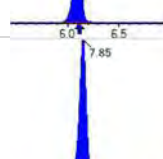
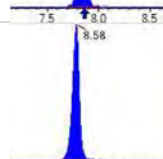

Analyte	(Q1 / Q3) Area Counts*min	R.T. (R.T [min], R.R.T.) ( $\Delta$ RT-[min], $\Delta$ RT- CV[min], $\Delta$ RT ion[s])	S / N	Ion Ratio IR Vs MP% IR Vs CV%	Concentration [ True ] ng/mL	Q.C. Rec. {Area%CV}	Primary Transition	Confirmation Transition	Flag
13C2_PFDa_EIS	(615.0 / 570.0) 507930	(9.88, N/A) (N/A, 0.00, N/A)	544.8	N/A	1.0326 [ 1.0000 ]	103.3% { 87.9% }			
13C2_PFTeDA_EIS	(715.0 / 670.0) 295853	(10.12, N/A) (N/A, 0.00, N/A)	625.5	N/A	0.9492 [ 1.0000 ]	94.9% { 88.5% }			
13C3_PFBs_EIS	(302.0 / 80.0) 1736286	(6.04, N/A) (N/A, -0.01, N/A)	688.0	N/A	1.9691 [ 2.0000 ]	98.5% { 94.8% }			
13C3_PFHxS_EIS	(402.0 / 80.0) 904155	(7.96, N/A) (N/A, 0.00, N/A)	686.5	N/A	1.8937 [ 2.0000 ]	94.7% { 91.0% }			
13C8_PFOS_EIS	(507.0 / 80.0) 1498107	(9.41, N/A) (N/A, 0.00, N/A)	82.3	N/A	1.7499 [ 2.0000 ]	87.5% { 91.3% }			
13C2_4:2FTS_EIS	(329.0 / 81.0) 370637	(5.77, N/A) (N/A, -0.01, N/A)	493.1	N/A	3.7205 [ 4.0000 ]	93.0% { 85.5% }			
13C2_6:2FTS_EIS	(429.0 / 81.0) 482612	(7.51, N/A) (N/A, 0.00, N/A)	660.3	N/A	3.6614 [ 4.0000 ]	91.5% { 83.8% }			
13C2_8:2FTS_EIS	(529.0 / 81.0) 660486	(8.93, N/A) (N/A, 0.00, N/A)	436.0	N/A	3.9751 [ 4.0000 ]	99.4% { 104.0% }			
13C8_PFOsa_EIS	(506.0 / 78.0) 1623191	(10.17, N/A) (N/A, 0.00, N/A)	539.0	N/A	1.6244 [ 2.0000 ]	81.2% { 90.3% }			
D3_NMeFOSA_EIS	(515.0 / 169.0) 358954	(10.61, N/A) (N/A, 0.00, N/A)	708.0	N/A	1.8996 [ 2.0000 ]	95.0% { 97.2% }			
D5_NEtFOSA_EIS	(531.0 / 169.0) 316616	(10.69, N/A) (N/A, 0.00, N/A)	595.2	N/A	1.8294 [ 2.0000 ]	91.5% { 93.0% }			

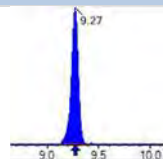
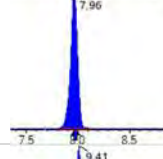
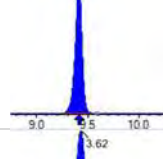
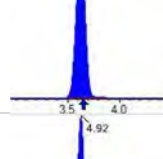
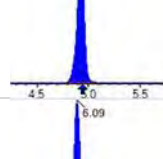
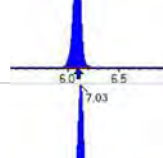
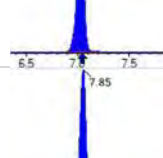
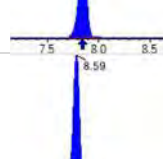
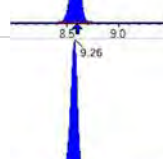
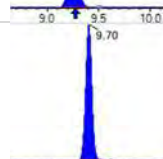

Analyte	(Q1 / Q3) Area Counts*min	R.T. (R.T [min], R.R.T.) ( $\Delta$ RT-I[ $\mu$ min], $\Delta$ RT- CV[ $\mu$ min], $\Delta$ RT ion[s])	S / N	Ion Ratio IR Vs MP% IR Vs CV%	Concentration [ True ] ng/mL	Q.C. Rec. {Area%CV}	Primary Transition	Confirmation Transition	Flag
D3_MeFOSAA_EIS	(573.0 / 419.0) 909091	(9.47, N/A) (N/A, 0.00, N/A)	540.2	N/A	3.3749 [ 4.0000 ]	84.4% { 89.3% }			
D5_EtFOSAA_EIS	(589.0 / 419.0) 694614	(9.66, N/A) (N/A, 0.00, N/A)	115.8	N/A	3.2432 [ 4.0000 ]	81.1% { 96.0% }			
D7_NMeFOSE_EIS	(623.0 / 58.9) 758681	(10.57, N/A) (N/A, 0.00, N/A)	977.7	N/A	18.3771 [ 20.0000 ]	91.9% { 94.0% }			
D9_NEtFOSE_EIS	(639.0 / 58.9) 381418	(10.66, N/A) (N/A, 0.00, N/A)	823.9	N/A	20.0353 [ 20.0000 ]	100.2% { 99.8% }			
13C3_HFPODA_EIS	(287.0 / 169.0) 1611647	(6.44, N/A) (N/A, 0.00, N/A)	883.2	N/A	7.3047 [ 8.0000 ]	91.3% { 91.6% }			

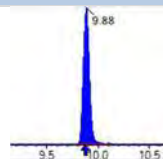
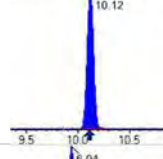
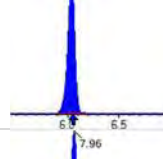
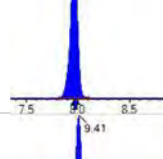
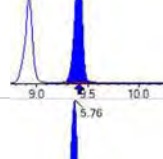
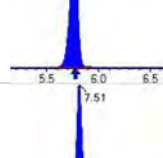
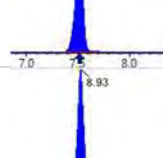
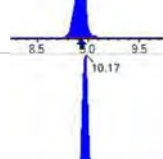
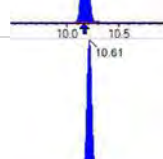
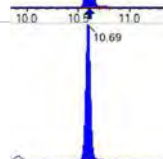

Analyte	(Q1 / Q3) Area Counts*min	R.T. (R.T [min], R.R.T.) ( $\Delta$ RT-[min], $\Delta$ RT- CV[min], $\Delta$ RT ion[s])	S / N	Ion Ratio IR Vs MP% IR Vs CV%	Concentration [ True ] ng/mL	Q.C. Rec. {Area%CV}	Primary Transition	Confirmation Transition	Flag
PFBA	(213.0 / 169.0) 33569570	(3.62, 1.00) (0.00, N/A, 0.0)	573.3	N/A 0.0 0.0	194.4852 [ 200.0000 ]	97.2%			
PFPeA	(263.0 / 219.0) 23278094 (263.0 / 69.0) 247295	(4.93, 1.00) (0.00, N/A, 0.0)	542.3 596.8	0.0106 102.8 102.8	101.3295 [ 100.0000 ]	101.3%			
PFHxA	(313.0 / 269.0) 17653199 (313.0 / 119.0) 1598452	(6.09, 1.00) (0.00, N/A, 0.0)	569.0 595.9	0.0905 93.0 93.0	49.3703 [ 50.0000 ]	98.7%			
PFHpA	(363.0 / 319.0) 16286788 (363.0 / 169.0) 4767611	(7.03, 1.00) (0.00, N/A, 0.1)	532.0 561.4	0.2927 102.3 102.3	49.0298 [ 50.0000 ]	98.1%			
PFOA	(413.0 / 369.0) 17642359 (413.0 / 169.0) 5590591	(7.85, 1.00) (0.00, N/A, 0.1)	617.1 617.7	0.3169 104.4 104.4	48.4551 [ 50.0000 ]	96.9%			
PFNA	(463.0 / 419.0) 14950600 (463.0 / 169.0) 3093568	(8.58, 1.00) (0.00, N/A, -0.1)	639.9 648.1	0.2069 97.7 97.7	58.4455 [ 50.0000 ]	116.9%			
PFDA	(513.0 / 469.0) 18329827 (513.0 / 169.0) 1650236	(9.27, 1.00) (0.01, N/A, 0.0)	460.2 532.0	0.0900 97.7 97.7	50.5354 [ 50.0000 ]	101.1%			
PFUnA	(563.0 / 519.0) 15578289 (563.0 / 169.0) 1481688	(9.70, 1.00) (0.00, N/A, 0.0)	507.8 371.0	0.0951 123.7 123.7	50.2512 [ 50.0000 ]	100.5%			
PFDoA	(613.0 / 569.0) 22678536 (613.0 / 169.0) 3050501	(9.88, 1.00) (0.00, N/A, 0.0)	808.2 662.2	0.1345 99.9 99.9	48.1501 [ 50.0000 ]	96.3%			
PFTrDA	(663.0 / 619.0) 17672109 (663.0 / 169.0) 3451672	(10.01, 1.01) (N/A, 0.01, -0.2)	731.2 678.8	0.1953 89.7 89.7	43.0013 [ 50.0000 ]	86.0%			
PFTeDA	(713.0 / 669.0) 13791642 (713.0 / 169.0) 2869510	(10.12, 1.00) (0.00, N/A, -0.1)	859.6 810.8	0.2081 105.4 105.4	46.8208 [ 50.0000 ]	93.6%			

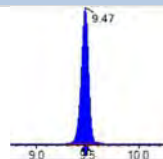
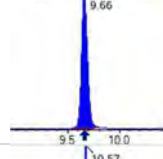
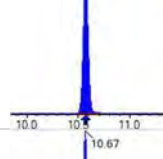
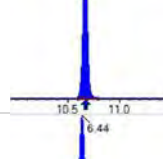
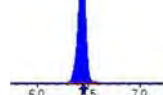
Analyte	(Q1 / Q3) Area Counts*min	R.T. (R.T [min], R.R.T.) ( $\Delta$ RT-[min], $\Delta$ RT- CV[min], $\Delta$ RT ion[s])	S / N	Ion Ratio IR Vs MP% IR Vs CV%	Concentration [ True ] ng/mL	Q.C. Rec. {Area%CV}	Primary Transition	Confirmation Transition	Flag
PFBS	(299.0 / 80.0) 22793351 (299.0 / 99.0) 14732428	(6.03, 1.00) (0.00, N/A, 0.0)	768.8 709.0	0.6463 98.3 98.3	46.7674 [ 44.2367 ]	105.7%			
PFPeS	(349.0 / 80.0) 40218405 (349.0 / 99.0) 14962488	(7.09, 0.89) (N/A, 0.00, 0.0)	586.9 713.7	0.3720 100.4 100.4	45.3788 [ 46.9191 ]	96.7%			
PFHxS	(399.0 / 80.0) 35801691 (399.0 / 99.0) 11830220	(7.96, 1.00) (0.00, N/A, 0.1)	690.7 876.4	0.3304 101.4 101.4	45.8641 [ 45.5491 ]	100.7%			
PFHpS	(449.0 / 80.0) 34360748 (449.0 / 99.0) 9478674	(8.73, 0.93) (N/A, 0.00, 0.1)	610.7 627.3	0.2759 105.9 105.9	52.0299 [ 47.5703 ]	109.4%			
PFOS	(499.0 / 80.0) 37368869 (499.0 / 99.0) 8914695	(9.41, 1.00) (0.00, N/A, 0.2)	316.1 1073.9	0.2386 114.7 114.7	49.1653 [ 46.3746 ]	106.0%			
PFNS	(549.0 / 80.0) 39253416 (549.0 / 99.0) 10617329	(9.75, 1.04) (N/A, 0.00, 0.1)	769.1 907.9	0.2705 113.6 113.6	45.5601 [ 47.9943 ]	94.9%			
PFDS	(599.0 / 80.0) 43813922 (599.0 / 99.0) 11690487	(9.91, 1.05) (N/A, 0.01, 0.1)	1331.0 1083.4	0.2668 101.4 101.4	42.0581 [ 48.1553 ]	87.3%			
PFDoS	(699.0 / 80.0) 24176284 (699.0 / 99.0) 4947011	(10.11, 1.07) (N/A, 0.00, 0.2)	1542.5 1161.8	0.2046 104.4 104.4	49.2809 [ 48.4781 ]	101.7%			
4:2FTS	(327.0 / 307.0) 46914845 (327.0 / 81.0) 30392481	(5.76, 1.00) (0.00, N/A, 0.1)	468.9 552.8	0.6478 90.5 90.5	154.9729 [ 186.9055 ]	82.9%			
6:2FTS	(427.0 / 407.0) 30620667 (427.0 / 81.0) 23809834	(7.51, 1.00) (0.00, N/A, 0.0)	553.7 585.7	0.7776 105.2 105.2	157.5925 [ 189.8085 ]	83.0%			
8:2FTS	(527.0 / 507.0) 35359827 (527.0 / 81.0) 24620576	(8.93, 1.00) (0.00, N/A, 0.0)	462.4 445.1	0.6963 113.8 113.8	140.2896 [ 191.6577 ]	73.2%			

Analyte	(Q1 / Q3) Area Counts*min	R.T. (R.T [min], R.R.T.) ( $\Delta$ RT-[min], $\Delta$ RT- CV[min], $\Delta$ RT ion[s])	S / N	Ion Ratio IR Vs MP% IR Vs CV%	Concentration [ True ] ng/mL	Q.C. Rec. {Area%CV}	Primary Transition	Confirmation Transition	Flag
PFOSA	(498.0 / 78.0) 36987214 (498.0 / 478.0) 966926	(10.17, 1.00) (0.00, N/A, 0.0)	837.2 493.2	0.0261 125.2 125.2	44.9874 [ 50.0000 ]	90.0%			
NMeFOSA	(512.0 / 219.0) 26657439 (512.0 / 169.0) 19827408	(10.61, 1.00) (0.00, N/A, 0.0)	1144.4 1193.4	0.7438 107.5 107.5	143.5775 [ 200.0000 ]	71.8%			
NEIFOSA	(526.0 / 219.0) 26441647 (526.0 / 169.0) 28216493	(10.70, 1.00) (0.00, N/A, 0.0)	1208.4 1347.0	1.0671 107.5 107.5	181.8386 [ 200.0000 ]	90.9%			
NMeFOSAA	(570.0 / 419.0) 9531785 (570.0 / 483.0) 4860188	(9.48, 1.00) (0.00, N/A, 0.1)	719.2 399.9	0.5099 91.6 91.6	52.2034 [ 50.0000 ]	104.4%			
NEIFOSAA	(584.0 / 419.0) 6456135 (584.0 / 526.0) 4152414	(9.66, 1.00) (0.00, N/A, -0.1)	995.6 631.1	0.6432 108.4 108.4	47.7698 [ 50.0000 ]	95.5%			
NMeFOSE	(616.0 / 59.0) 9085783	(10.58, 1.00) (0.01, N/A, 0.0)	1031.4	N/A 0.0 0.0	208.1854 [ 200.0000 ]	104.1%			
NEtFOSE	(630.0 / 59.0) 1834773	(10.67, 1.00) (0.01, N/A, 0.0)	1373.8	N/A 0.0 0.0	200.6270 [ 200.0000 ]	100.3%			
HFPO-DA	(285.0 / 169.0) 13516757 (285.0 / 185.0) 32294464	(6.44, 1.00) (0.00, N/A, 0.0)	647.4 645.5	2.3892 93.2 93.2	101.8045 [ 100.0000 ]	101.8%			
ADONA	(377.0 / 85.0) 46413143 (377.0 / 251.0) 6104545	(7.35, 1.14) (N/A, 0.00, -0.1)	668.4 614.5	0.1315 106.9 106.9	87.7217 [ 94.2700 ]	93.1%			
9CI-Pf3ONS	(531.0 / 351.0) N/A (533.0 / 353.0) N/A	(N/A, N/A) (N/A, N/A, N/A)	N/A N/A	N/A 0.0 0.0	0.0000 [ 93.3254 ]	N/A%			QC,
11CI-PF3OUDS	(631.0 / 451.0) 59355780 (633.0 / 453.0) 23725464	(10.00, 1.55) (N/A, 0.01, 0.0)	1116.9 987.8	0.3997 129.0 129.0	72.5743 [ 94.3208 ]	76.9%			

Analyte	(Q1 / Q3) Area Counts*min	R.T. (R.T [min], R.R.T.) ( $\Delta$ RT-[min], $\Delta$ RT- CV[min], $\Delta$ RT ion[s])	S / N	Ion Ratio IR Vs MP% IR Vs CV%	Concentration [ True ] ng/mL	Q.C. Rec. {Area%CV}	Primary Transition	Confirmation Transition	Flag
3:3FTCA	(241.0 / 177.0) 1874462 (241.0 / 117.0) 2453342	(4.42, 0.90) (N/A, -0.02, 0.1)	698.2 621.4	1.3088 99.5 99.5	237.3929 [200.0000]	118.7%			
5:3FTCA	(341.0 / 236.7) 12152463 (341.0 / 217.0) 18812655	(6.74, 1.11) (N/A, -0.01, -0.1)	578.8 622.5	1.5481 86.3 86.3	222.0479 [200.0000]	111.0%			
7:3FTCA	(441.0 / 317.0) 14311721 (441.0 / 337.0) 13178355	(8.56, 1.40) (N/A, 0.00, 0.1)	526.5 537.1	0.9208 111.7 111.7	200.7446 [200.0000]	100.4%			
PFEESA	(315.0 / 135.0) 28898997 (315.0 / 83.0) 8885940	(6.54, 1.07) (N/A, -0.01, 0.0)	806.1 780.0	0.3075 100.8 100.8	88.0273 [89.2459]	98.6%			
PFMPA	(229.0 / 85.0) 7131587	(4.12, 0.84) (N/A, -0.02, 0.0)	910.9	N/A 0.0 0.0	106.2969 [100.0000]	106.3%			
PFMBA	(279.0 / 85.0) 20237634	(5.31, 1.08) (N/A, -0.02, 0.0)	680.1	N/A 0.0 0.0	105.7764 [100.0000]	105.8%			
NFDHA	(295.0 / 201.0) 16978532 (295.0 / 85.0) 13947691	(5.97, 0.98) (N/A, -0.01, 0.1)	588.2 617.6	0.8215 95.6 95.6	96.7397 [100.0000]	96.7%			
13C3_PFBA_IIS	(216.0 / 172.0) 184575	(3.63, N/A) (N/A, -0.02, N/A)	469.6	N/A	0.8571 [1.0000]	85.7% {80.6%}			
13C2_PFHxA_IIS	(315.0 / 270.0) 349653	(6.09, N/A) (N/A, -0.01, N/A)	615.3	N/A	0.9211 [1.0000]	92.1% {89.9%}			
13C4_PFOA_IIS	(417.0 / 372.0) 335488	(7.85, N/A) (N/A, 0.00, N/A)	508.6	N/A	0.9294 [1.0000]	92.9% {89.3%}			
13C5_PFNA_IIS	(468.0 / 423.0) 270575	(8.58, N/A) (N/A, 0.00, N/A)	341.8	N/A	0.9201 [1.0000]	92.0% {88.5%}			

Analyte	(Q1 / Q3) Area Counts*min	R.T. (R.T [min], R.R.T.) ( $\Delta$ RT-[min], $\Delta$ RT- CV[min], $\Delta$ RT ion[s])	S / N	Ion Ratio IR Vs MP% IR Vs CV%	Concentration [ True ] ng/mL	Q.C. Rec. {Area%CV}	Primary Transition	Confirmation Transition	Flag
13C2_PFDA_IIS	(515.0 / 470.1) 314944	(9.27, N/A) (N/A, 0.00, N/A)	470.4	N/A	0.9245 [ 1.0000 ]	92.5% { 86.4% }			
18O2_PFHxS_IIS	(403.0 / 83.9) 589929	(7.96, N/A) (N/A, 0.00, N/A)	643.3	N/A	0.9898 [ 1.0000 ]	99.0% { 94.5% }			
13C4_PFOS_IIS	(503.0 / 79.9) 589019	(9.41, N/A) (N/A, 0.00, N/A)	429.8	N/A	0.9135 [ 1.0000 ]	91.3% { 95.0% }			
13C4_PFBA_EIS	(217.0 / 172.0) 1477920	(3.62, N/A) (N/A, -0.02, N/A)	597.8	N/A	7.9754 [ 8.0000 ]	99.7% { 79.8% }			
13C5_PFPeA_EIS	(268.0 / 223.0) 967741	(4.92, N/A) (N/A, -0.02, N/A)	628.1	N/A	3.6686 [ 4.0000 ]	91.7% { 81.8% }			
13C5_PFHxA_EIS	(318.0 / 273.0) 720657	(6.09, N/A) (N/A, -0.01, N/A)	597.2	N/A	2.0141 [ 2.0000 ]	100.7% { 96.3% }			
13C4_PFHpA_EIS	(367.0 / 322.0) 634008	(7.03, N/A) (N/A, -0.01, N/A)	508.3	N/A	2.0398 [ 2.0000 ]	102.0% { 92.3% }			
13C8_PFOA_EIS	(421.0 / 376.0) 683572	(7.85, N/A) (N/A, 0.00, N/A)	529.8	N/A	1.9915 [ 2.0000 ]	99.6% { 89.2% }			
13C9_PFNA_EIS	(472.0 / 427.0) 265041	(8.59, N/A) (N/A, 0.00, N/A)	439.5	N/A	0.9427 [ 1.0000 ]	94.3% { 86.6% }			
13C6_PFDA_EIS	(519.0 / 474.0) 365764	(9.26, N/A) (N/A, -0.01, N/A)	392.9	N/A	0.9615 [ 1.0000 ]	96.1% { 84.7% }			
13C7_PFUnA_EIS	(570.0 / 525.0) 339697	(9.70, N/A) (N/A, 0.00, N/A)	365.9	N/A	0.7261 [ 1.0000 ]	72.6% { 60.5% }			

Analyte	(Q1 / Q3) Area Counts*min	R.T. (R.T [min], R.R.T.) ( $\Delta$ RT-[min], $\Delta$ RT- CV[min], $\Delta$ RT ion[s])	S / N	Ion Ratio IR Vs MP% IR Vs CV%	Concentration [ True ] ng/mL	Q.C. Rec. {Area%CV}	Primary Transition	Confirmation Transition	Flag
13C2_PFDa_EIS	(615.0 / 570.0) 491463	(9.88, N/A) (N/A, 0.00, N/A)	482.8	N/A	1.0527 [ 1.0000 ]	105.3% { 85.0% }			
13C2_PFTeDA_EIS	(715.0 / 670.0) 291195	(10.12, N/A) (N/A, 0.00, N/A)	695.0	N/A	0.9844 [ 1.0000 ]	98.4% { 87.1% }			
13C3_PFBs_EIS	(302.0 / 80.0) 1527929	(6.04, N/A) (N/A, -0.01, N/A)	594.2	N/A	1.6856 [ 2.0000 ]	84.3% { 83.5% }			
13C3_PFHxS_EIS	(402.0 / 80.0) 901357	(7.96, N/A) (N/A, 0.00, N/A)	633.6	N/A	1.8364 [ 2.0000 ]	91.8% { 90.7% }			
13C8_PFOS_EIS	(507.0 / 80.0) 1305448	(9.41, N/A) (N/A, 0.00, N/A)	59.4	N/A	1.8391 [ 2.0000 ]	92.0% { 79.6% }			
13C2_4:2FTS_EIS	(329.0 / 81.0) 356106	(5.76, N/A) (N/A, -0.01, N/A)	524.1	N/A	3.4773 [ 4.0000 ]	86.9% { 82.1% }			
13C2_6:2FTS_EIS	(429.0 / 81.0) 484087	(7.51, N/A) (N/A, 0.00, N/A)	579.7	N/A	3.5726 [ 4.0000 ]	89.3% { 84.0% }			
13C2_8:2FTS_EIS	(529.0 / 81.0) 646332	(8.93, N/A) (N/A, 0.00, N/A)	344.6	N/A	3.7840 [ 4.0000 ]	94.6% { 101.7% }			
13C8_PFOsa_EIS	(506.0 / 78.0) 1417895	(10.17, N/A) (N/A, 0.00, N/A)	483.7	N/A	1.7114 [ 2.0000 ]	85.6% { 78.8% }			
D3_NMeFOSA_EIS	(515.0 / 169.0) 382263	(10.61, N/A) (N/A, 0.00, N/A)	866.8	N/A	2.4399 [ 2.0000 ]	122.0% { 103.5% }			
D5_NEtFOSA_EIS	(531.0 / 169.0) 293201	(10.69, N/A) (N/A, 0.00, N/A)	541.6	N/A	2.0432 [ 2.0000 ]	102.2% { 86.1% }			

Analyte	(Q1 / Q3) Area Counts*min	R.T. (R.T [min], R.R.T.) ( $\Delta$ RT-I[ $\mu$ min], $\Delta$ RT- CV[ $\mu$ min], $\Delta$ RT ion[s])	S / N	Ion Ratio IR Vs MP% IR Vs CV%	Concentration [ True ] ng/mL	Q.C. Rec. {Area%CV}	Primary Transition	Confirmation Transition	Flag
D3_MeFOSAA_EIS	(573.0 / 419.0) 804844	(9.47, N/A) (N/A, 0.01, N/A)	473.4	N/A	3.6037 [ 4.0000 ]	90.1% { 79.0% }			
D5_EtFOSAA_EIS	(589.0 / 419.0) 548391	(9.66, N/A) (N/A, 0.00, N/A)	148.6	N/A	3.0882 [ 4.0000 ]	77.2% { 75.8% }			
D7_NMeFOSE_EIS	(623.0 / 58.9) 714917	(10.57, N/A) (N/A, 0.00, N/A)	1319.9	N/A	20.8861 [ 20.0000 ]	104.4% { 88.6% }			
D9_NEtFOSE_EIS	(639.0 / 58.9) 320462	(10.67, N/A) (N/A, 0.00, N/A)	1298.8	N/A	20.3028 [ 20.0000 ]	101.5% { 83.9% }			
13C3_HFPODA_EIS	(287.0 / 169.0) 1530154	(6.44, N/A) (N/A, -0.01, N/A)	616.0	N/A	7.6446 [ 8.0000 ]	95.6% { 87.0% }			

**SECOND-SOURCE CALIBRATION VERIFICATION****Table B-15C****Laboratory:**CAPPL, L CL**SDG:**C**Client:**CTidewater, Inc.L**Project:**CNASA JPL**Calibration:** 2250016L**Laboratory ID:**C5B03724-SCV1L**Sequence:** SB03724L**Standard ID:**C22L0185L

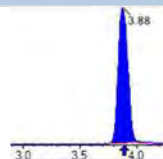
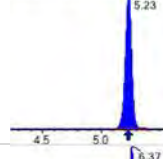
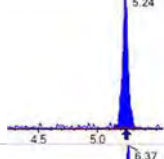
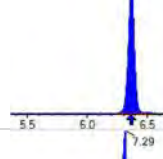
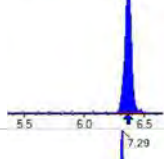
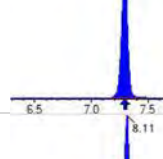
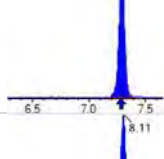
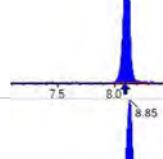
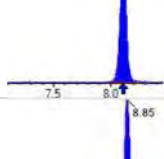
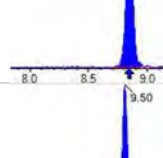
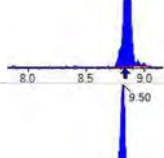
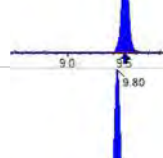

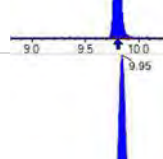
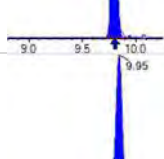
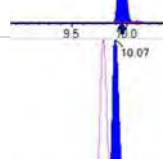
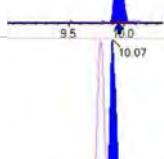
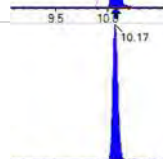
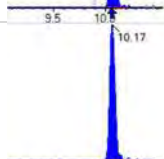

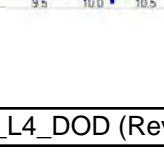
<b>ANALYTEC</b>	<b>EXPECTEDC (ng/mL)C</b>	<b>FOUNDC (ng/mL)C</b>	<b>% DRIFTC</b>	<b>QC LIMITC</b>
PFBAL	8.00L	8.44L	5.5L	30.00L
PFPEAL	4.00L	3.99L	-0.2L	30.00L
PFHXAL	2.00L	2.07L	3.4L	30.00L
PFHPAL	2.00L	1.92L	-4.1L	30.00L
PFOAL	2.00L	2.13L	6.7L	30.00L
PFNAL	2.00L	2.08L	3.8L	30.00L
PFDAL	2.00L	1.90L	-4.9L	30.00L
PFUnAL	2.00L	1.90L	-5.0L	30.00L
PFDOAL	2.00L	2.18L	8.9L	30.00L
PFTRDAL	2.00L	2.14L	7.1L	30.00L
PFTEDAL	2.00L	2.07L	3.6L	30.00L
PFBSL	1.77L	1.74L	-1.4L	30.00L
PFPESL	1.88L	1.81L	-3.8L	30.00L
PFHXSL	1.83L	1.74L	-4.8L	30.00L
PFHPSL	1.91L	1.90L	-0.4L	30.00L
PFOSL	1.86L	1.77L	-5.0L	30.00L
PFNSL	1.92L	1.89L	-1.5L	30.00L
PFDSL	1.93L	1.84L	-4.8L	30.00L
4:2FTSL	7.50L	7.13L	-5.0L	30.00L
6:2FTSL	7.60L	7.77L	2.2L	30.00L
8:2FTSL	7.68L	7.55L	-1.7L	30.00L
PFOSAL	2.00L	1.98L	-1.2L	30.00L
NMeFOSAL	8.00L	7.65L	-4.4L	30.00L
NEtFOSAL	8.00L	7.40L	-7.5L	30.00L
NMeFOSAAL	2.00L	2.27L	13.3L	30.00L
NEtFOSAAL	2.00L	2.34L	16.8L	30.00L
NMeFOSEL	8.00L	6.90L	-13.8L	30.00L

**SECOND-SOURCE CALIBRATION VERIFICATION****Table B-15C****Laboratory:**CAPPL, L CL**SDG:**C**Client:**CTidewater, Inc.L**Project:**CNASA JPL**Calibration:** 2250016L**Laboratory ID:**C5B03724-SCV1L**Sequence:** SB03724L**Standard ID:**C22L0185L

NEtFOSEL	8.00L	7.51L	-6.1L	30.00L
HFPO-DAL	4.00L	4.03L	0.8L	30.00L
ADONAL	3.78L	3.86L	2.1L	30.00L
9CL-PF3ONSL	3.74L	4.01L	7.3L	30.00L
11CL-PF3OUDSL	3.78L	3.84L	1.7L	30.00L
13C4-PFBAL	8.00L	7.57L	-5.3L	50.00L
13C5-PFPEAL	4.00L	4.25L	6.1L	50.00L
13C5-PFHXL	2.00L	1.96L	-1.8L	50.00L
13C4-PFHPAL	2.00L	2.07L	3.4L	50.00L
13C8-PFOAL	2.00L	1.96L	-2.0L	50.00L
13C9-PFNAL	1.00L	0.875L	-12.5L	50.00L
13C6-PFDAL	1.00L	0.938L	-6.2L	50.00L
13C7-PFUnAL	1.00L	1.02L	1.8L	50.00L
13C2-PFDOAL	1.00L	0.891L	-10.9L	50.00L
13C2-PFTEDAL	1.00L	0.905L	-9.5L	50.00L
13C3-PFBSL	2.00L	1.91L	-4.3L	50.00L
13C3-PFHXS	2.00L	1.91L	-4.5L	50.00L
13C8-PFOSL	2.00L	1.99L	-0.6L	50.00L
13C2-4:2FTSL	4.00L	4.01L	0.2L	50.00L
13C2-6:2FTSL	4.00L	3.63L	-9.3L	50.00L
13C2-8:2FTSL	4.00L	3.92L	-1.9L	50.00L
13C8-PFOSAL	2.00L	1.96L	-2.1L	50.00L
D3-NMEFOSAL	2.00L	1.85L	-7.7L	50.00L
D5-NETFOSAL	2.00L	1.96L	-1.9L	50.00L
D3-NMEFOSAAL	4.00L	3.79L	-5.2L	50.00L
D5-NETFOSAAL	4.00L	3.51L	-12.2L	50.00L
D7-NMEFOSEL	20.0L	20.0L	-0.2L	50.00L
D9-NETFOSSEL	20.0L	19.5L	-2.4L	50.00L
13C3-HFPO-DAL	8.00L	7.86L	-1.7L	50.00L

**SECOND-SOURCE CALIBRATION VERIFICATION****Table B-15C****Laboratory:**CAPPL, L CL**Client:**CTidewater, Inc.L**Calibration:** 2250016L**Sequence:** SB03724L**SDG:**C**Project:**CNASA JPL**Laboratory ID:**CSB03724-SCV1L**Standard ID:**C22L0185L

\* Values outside of QC limitsL

Analyte	(Q1 / Q3) Area Counts*min	R.T. (R.T [min], R.R.T.) ( $\Delta$ RT-[min], $\Delta$ RT- CV[min], $\Delta$ RT ion[s])	S / N	Ion Ratio IR Vs MP% IR Vs CV%	Concentration [ True ] ng/mL	Q.C. Rec. {Area%CV}	Primary Transition	Confirmation Transition	Flag
PFBA	(212.9 / 169.0) 594184	(3.88, 1.00) (0.00, N/A, 0.0)	131.5	N/A 0.0 0.0	8.4366 [ 8.0000 ]	105.5%			
PFPeA	(262.9 / 219.0) 372834 (262.9 / 69.0) 4351	(5.23, 1.00) (0.00, N/A, -0.1)	1641.8 156.3	0.0117 100.2 100.2	3.9918 [ 4.0000 ]	99.8%			
PFHxA	(313.0 / 269.0) 262203 (313.0 / 119.0) 21896	(6.37, 1.00) (0.00, N/A, 0.1)	1017.4 474.9	0.0835 92.9 92.9	2.0687 [ 2.0000 ]	103.4%			
PFHpA	(363.0 / 319.0) 232160 (363.0 / 169.0) 65071	(7.29, 1.00) (0.00, N/A, 0.1)	777.9 681.6	0.2803 97.7 97.7	1.9181 [ 2.0000 ]	95.9%			
PFOA	(413.0 / 369.0) 274652 (413.0 / 169.0) 83642	(8.11, 1.00) (0.00, N/A, 0.1)	688.7 630.5	0.3045 94.1 94.1	2.1336 [ 2.0000 ]	106.7%			
PFNA	(463.0 / 419.0) 192853 (463.0 / 169.0) 42438	(8.85, 1.00) (0.00, N/A, -0.3)	447.9 220.2	0.2201 109.3 109.3	2.0769 [ 2.0000 ]	103.8%			
PFDA	(513.0 / 469.0) 234313 (513.0 / 169.0) 24111	(9.50, 1.00) (0.00, N/A, -0.3)	451.7 4709.1	0.1029 115.9 115.9	1.9027 [ 2.0000 ]	95.1%			
PFUnA	(563.0 / 519.0) 295747 (563.0 / 169.0) 30286	(9.80, 1.00) (0.00, N/A, 0.3)	626.2 4085.2	0.1024 95.3 95.3	1.8995 [ 2.0000 ]	95.0%			
PFDoA	(613.0 / 569.0) 376485 (613.0 / 169.0) 56337	(9.95, 1.00) (0.00, N/A, 0.0)	843.2 1398.5	0.1496 125.7 125.7	2.1775 [ 2.0000 ]	108.9%			
PFTTrDA	(663.0 / 619.0) 325307 (663.0 / 169.0) 71050	(10.07, 1.01) (N/A, 0.00, 0.0)	702.4 487.5	0.2184 117.3 117.3	2.1420 [ 2.0000 ]	107.1%			
PFTeDA	(713.0 / 669.0) 285976 (713.0 / 169.0) 51891	(10.17, 1.00) (0.00, N/A, -0.1)	1007.1 392.3	0.1815 92.2 92.2	2.0712 [ 2.0000 ]	103.6%			



Chemist: ABK  
Instrument: Saphira  
Type: Sciex Q3 5500

Sample I.D.: SB03724-SCV1  
DF, IV: 1, 10.0µL  
Acquisition Method: 1633 2022-12-07.dam

Quant Method: 1633 - 2022-12-07  
Path: S2022-12-07A22.wiff-0  
Acquired: 2022/12/07 - 16:06

Analyte	(Q1 / Q3) Area Counts*min	R.T. (R.T [min], R.R.T.) ( $\Delta$ RT-[min], $\Delta$ RT- CV[min], $\Delta$ RT ion[s])	S / N	Ion Ratio IR Vs MP% IR Vs CV%	Concentration [ True ] ng/mL	Q.C. Rec. {Area%CV}	Primary Transition	Confirmation Transition	Flag
PFBS	( 298.9 / 80.0 ) 341791 ( 298.9 / 99.0 ) 229688	( 6.34 , 1.00 ) ( 0.00 , N/A , 0.0 )	1922.7 1578.4	0.6720 99.2 99.2	1.7446 [ 1.7695 ]	98.6%			
PFPeS	( 349.0 / 80.0 ) 623941 ( 349.0 / 99.0 ) 240498	( 7.38 , 0.89 ) ( N/A , 0.01 , 0.1 )	1449.1 1454.4	0.3854 105.7 105.7	1.8091 [ 1.8768 ]	96.4%			
PFHxS	( 399.0 / 80.0 ) 532964 ( 399.0 / 99.0 ) 181808	( 8.25 , 1.00 ) ( 0.00 , N/A , 0.1 )	180239.8 800578.2	0.3411 98.9 98.9	1.7428 [ 1.8220 ]	95.7%			
PFHpS	( 449.0 / 80.0 ) 537097 ( 449.0 / 99.0 ) 138505	( 9.01 , 0.94 ) ( N/A , 0.01 , 0.0 )	1527.5 1015.9	0.2579 90.7 90.7	1.9017 [ 1.9028 ]	99.9%			
PFOS	( 499.0 / 80.0 ) 618109 ( 499.0 / 99.0 ) 142161	( 9.61 , 1.00 ) ( 0.00 , N/A , -0.2 )	365.9 444.3	0.2300 89.3 89.3	1.7667 [ 1.8550 ]	95.2%			
PFNS	( 549.0 / 80.0 ) 776987 ( 549.0 / 99.0 ) 183656	( 9.84 , 1.02 ) ( N/A , 0.00 , 0.0 )	1159.8 640.7	0.2364 98.9 98.9	1.8913 [ 1.9198 ]	98.5%			
PFDS	( 599.0 / 80.0 ) 945224 ( 599.0 / 99.0 ) 227305	( 9.97 , 1.04 ) ( N/A , 0.00 , 0.0 )	1098.6 909.4	0.2405 103.4 103.4	1.8372 [ 1.9262 ]	95.4%			
PFDoS	( 698.9 / 80.0 ) 525013 ( 698.9 / 99.0 ) 120787	( 10.15 , 1.06 ) ( N/A , 0.00 , 0.0 )	1296.7 684.6	0.2301 99.3 99.3	1.7206 [ 1.9391 ]	88.7%			
4:2FTS	( 327.0 / 307.0 ) 471746 ( 327.0 / 81.0 ) 273478	( 6.02 , 1.00 ) ( 0.00 , N/A , 0.0 )	2333.0 1368.2	0.5797 97.1 97.1	7.1259 [ 7.4762 ]	95.3%			
6:2FTS	( 427.0 / 407.0 ) 283630 ( 427.0 / 81.0 ) 210114	( 7.75 , 1.00 ) ( 0.00 , N/A , 0.1 )	1685.9 1448.2	0.7408 103.0 103.0	7.7695 [ 7.5923 ]	102.3%			
8:2FTS	( 527.0 / 507.0 ) 256309 ( 527.0 / 81.0 ) 163447	( 9.17 , 1.00 ) ( 0.00 , N/A , -0.1 )	1361.5 980.6	0.6377 102.3 102.3	7.5514 [ 7.6663 ]	98.5%			



Chemist: ABK  
Instrument: Saphira  
Type: Sciex Q3 5500

Sample I.D.: SB03724-SCV1  
DF, IV: 1, 10.0µL  
Acquisition Method: 1633 2022-12-07.dam

Quant Method: 1633 - 2022-12-07  
Path: S2022-12-07A22.wiff-0  
Acquired: 2022/12/07 - 16:06

Analyte	(Q1 / Q3) Area Counts*min	R.T. (R.T [min], R.R.T.) (ΔRT-[min], ΔRT-CV[min], ΔRT ion[s])	S / N	Ion Ratio IR Vs MP% IR Vs CV%	Concentration [ True ] ng/mL	Q.C. Rec. {Area%CV}	Primary Transition	Confirmation Transition	Flag
PFOSA	( 498.0 / 78.0 ) 1028224 ( 498.0 / 478.0 ) 19818	( 10.22 , 1.00 ) ( 0.00 , N/A , 0.0 )	1209.2 483.5	0.0193 80.7 80.7	1.9763 [ 2.0000 ]	98.8%			
NMeFOSA	( 511.9 / 219.0 ) 918652 ( 511.9 / 169.0 ) 607401	( 10.64 , 1.00 ) ( 0.00 , N/A , 0.0 )	1724.9 1574.8	0.6612 99.1 99.1	7.6493 [ 8.0000 ]	95.6%			
NEIFOSA	( 526.0 / 219.0 ) 965341 ( 526.0 / 169.0 ) 1014670	( 10.73 , 1.00 ) ( 0.00 , N/A , 0.0 )	2661.7 2876.4	1.0511 96.5 96.5	7.4036 [ 8.0000 ]	92.5%			
NMeFOSAA	( 570.0 / 419.0 ) 130661 ( 570.0 / 483.0 ) 58487	( 9.64 , 1.00 ) ( 0.00 , N/A , 0.0 )	1490.3 62446.6	0.4476 96.5 96.5	2.2670 [ 2.0000 ]	113.3%			
NEIFOSAA	( 584.0 / 419.0 ) 112832 ( 584.0 / 526.0 ) 73691	( 9.78 , 1.00 ) ( 0.00 , N/A , 0.1 )	598.9 514.8	0.6531 107.6 107.6	2.3361 [ 2.0000 ]	116.8%			
NMeFOSE	( 616.1 / 59.0 ) 234108	( 10.61 , 1.00 ) ( 0.01 , N/A , 0.0 )	1346.1	N/A 0.0 0.0	6.8971 [ 8.0000 ]	86.2%			
NEIFOSE	( 630.0 / 59.0 ) 61825	( 10.70 , 1.00 ) ( 0.01 , N/A , 0.0 )	1283.2	N/A 0.0 0.0	7.5125 [ 8.0000 ]	93.9%			
HFPO-DA	( 285.0 / 169.0 ) 221691 ( 285.0 / 185.0 ) 630496	( 6.72 , 1.00 ) ( 0.00 , N/A , 0.0 )	1224.8 1291.9	2.8440 102.6 102.6	4.0302 [ 4.0000 ]	100.8%			
ADONA	( 377.0 / 85.0 ) 858385 ( 377.0 / 251.0 ) 104733	( 7.61 , 1.13 ) ( N/A , 0.01 , 0.0 )	2279.9 471.5	0.1220 97.1 97.1	3.8593 [ 3.7708 ]	102.3%			
9CI-Pf3ONS	( 531.0 / 351.0 ) 2455621 ( 533.0 / 353.0 ) 762245	( 9.80 , 1.46 ) ( N/A , 0.00 , 0.0 )	1064.4 1291.8	0.3104 93.0 93.0	4.0120 [ 3.7330 ]	107.5%			
11CI-PF3OUDS	( 631.0 / 451.0 ) 1619127 ( 633.0 / 453.0 ) 528085	( 10.05 , 1.50 ) ( N/A , 0.00 , 0.0 )	1070.7 1879.8	0.3262 100.8 100.8	3.8448 [ 3.7728 ]	101.9%			



Chemist: ABK  
 Instrument: Saphira  
 Type: Sciex Q3 5500

Sample I.D.: SB03724-SCV1  
 DF, IV: 1, 10.0µL  
 Acquisition Method: 1633 2022-12-07.dam

Quant Method: 1633 - 2022-12-07  
 Path: S2022-12-07A22.wiff-0  
 Acquired: 2022/12/07 - 16:06

Analyte	(Q1 / Q3) Area Counts*min	R.T. (R.T [min], R.R.T.) ( $\Delta$ RT-[min], $\Delta$ RT- CV[min], $\Delta$ RT ion[s])	S / N	Ion Ratio IR Vs MP% IR Vs CV%	Concentration [ True ] ng/mL	Q.C. Rec. {Area%CV}	Primary Transition	Confirmation Transition	Flag
3:3FTCA	(241.0 / 177.0) 32161 (241.0 / 117.0) 55716	(4.73, 0.90) (N/A, 0.00, 0.1)	700.9 673.5	1.7324 99.5 99.5	7.0093 [ 8.0000 ]	87.6%			
5:3FTCA	(341.0 / 236.7) 210933 (341.0 / 217.0) 333902	(7.00, 1.10) (N/A, 0.01, 0.0)	1202.7 1033.6	1.5830 92.7 92.7	7.8332 [ 8.0000 ]	97.9%			
7:3FTCA	(441.0 / 317.0) 259942 (441.0 / 337.0) 214943	(8.82, 1.39) (N/A, 0.01, 0.0)	499.3 883.7	0.8269 100.2 100.2	7.4975 [ 8.0000 ]	93.7%			
PFEESA	(315.0 / 135.0) 446293 (315.0 / 83.0) 136453	(6.84, 1.07) (N/A, 0.01, -0.1)	1293.8 815.5	0.3057 102.8 102.8	3.4435 [ 3.5698 ]	96.5%			
PFMPA	(229.0 / 85.0) 97664	(4.41, 0.84) (N/A, -0.01, 0.0)	1518.8	N/A 0.0 0.0	3.7974 [ 4.0000 ]	94.9%			
PFMBA	(279.0 / 85.0) 281864	(5.61, 1.07) (N/A, 0.00, 0.0)	1894.7	N/A 0.0 0.0	3.5164 [ 4.0000 ]	87.9%			
NFDHA	(201.0 / 85.0) 14173 (295.0 / 201.0) 74912	(6.25, 0.98) (N/A, 0.01, 0.0)	375.0 1132.5	5.2854 75.5 75.5	4.5494 [ 4.0000 ]	113.7%			
13C3_PFBA_IIS	(216.0 / 172.0) 104227	(3.88, N/A) (N/A, -0.02, N/A)	2044.1	N/A	1.0843 [ 1.0000 ]	108.4% { 102.0% }			
13C2_PFHxA_IIS	(315.1 / 270.0) 125484	(6.37, N/A) (N/A, 0.01, N/A)	812.3	N/A	1.0162 [ 1.0000 ]	101.6% { 101.4% }			
13C4_PFOA_IIS	(417.0 / 372.0) 125229	(8.10, N/A) (N/A, 0.01, N/A)	1167.1	N/A	1.0563 [ 1.0000 ]	105.6% { 111.2% }			
13C5_PFNxA_IIS	(468.0 / 423.0) 111545	(8.85, N/A) (N/A, 0.01, N/A)	1135.2	N/A	1.1712 [ 1.0000 ]	117.1% { 108.6% }			

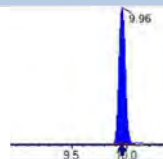
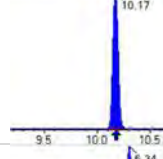
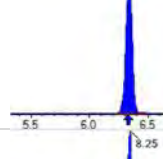
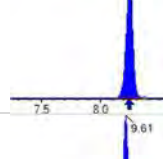
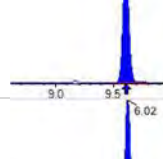
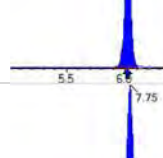
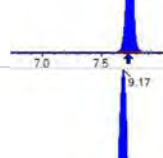
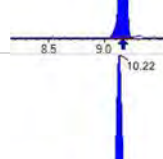
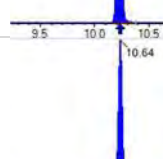
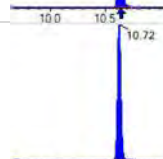



Chemist: ABK  
 Instrument: Saphira  
 Type: Sciex Q3 5500

Sample I.D.: SB03724-SCV1  
 DF, IV: 1, 10.0µL  
 Acquisition Method: 1633 2022-12-07.dam

Quant Method: 1633 - 2022-12-07  
 Path: S2022-12-07A22.wiff- 0  
 Acquired: 2022/12/07 - 16:06

Analyte	(Q1 / Q3) Area Counts*min	R.T. (R.T [min], R.R.T.) (ΔRT-I[min], ΔRT-CV[min], ΔRT ion[s])	S / N	Ion Ratio IR Vs MP% IR Vs CV%	Concentration [ True ] ng/mL	Q.C. Rec. {Area%CV}	Primary Transition	Confirmation Transition	Flag
13C2_PFDA_IIS	(515.1 / 470.1) 89091	(9.50, N/A) (N/A, 0.01, N/A)	731.3	N/A	1.0814 [ 1.0000 ]	108.1% { 100.6% }			
18O2_PFHxS_IIS	(403.0 / 83.9) 228225	(8.25, N/A) (N/A, 0.01, N/A)	1475.1	N/A	1.0633 [ 1.0000 ]	106.3% { 103.2% }			
13C4_PFOS_IIS	(502.8 / 79.9) 205563	(9.61, N/A) (N/A, 0.01, N/A)	789.5	N/A	1.1044 [ 1.0000 ]	110.4% { 101.3% }			
13C4_PFBA_EIS	(217.0 / 172.0) 739976	(3.88, N/A) (N/A, -0.02, N/A)	2627.3	N/A	7.5727 [ 8.0000 ]	94.7% { 94.4% }			
13C5_PFPeA_EIS	(267.9 / 223.0) 388638	(5.23, N/A) (N/A, 0.00, N/A)	2337.5	N/A	4.2457 [ 4.0000 ]	106.1% { 104.5% }			
13C5_PFHxA_EIS	(318.0 / 273.0) 251504	(6.37, N/A) (N/A, 0.01, N/A)	1482.9	N/A	1.9650 [ 2.0000 ]	98.2% { 94.8% }			
13C4_PFHpA_EIS	(367.0 / 322.0) 238969	(7.29, N/A) (N/A, 0.01, N/A)	1554.0	N/A	2.0684 [ 2.0000 ]	103.4% { 105.3% }			
13C8_PFOA_EIS	(421.0 / 376.0) 249756	(8.11, N/A) (N/A, 0.01, N/A)	1340.8	N/A	1.9608 [ 2.0000 ]	98.0% { 98.6% }			
13C9_PFNA_EIS	(472.0 / 427.0) 96314	(8.84, N/A) (N/A, 0.01, N/A)	802.2	N/A	0.8750 [ 1.0000 ]	87.5% { 104.9% }			
13C6_PFDA_EIS	(519.0 / 474.0) 121389	(9.50, N/A) (N/A, 0.01, N/A)	139254.1	N/A	0.9380 [ 1.0000 ]	93.8% { 98.4% }			
13C7_PFUnA_EIS	(570.0 / 525.0) 176865	(9.80, N/A) (N/A, 0.00, N/A)	537.4	N/A	1.0182 [ 1.0000 ]	101.8% { 107.0% }			

Analyte	(Q1 / Q3) Area Counts*min	R.T. (R.T [min], R.R.T.) ( $\Delta$ RT-[min], $\Delta$ RT- CV[min], $\Delta$ RT ion[s])	S / N	Ion Ratio IR Vs MP% IR Vs CV%	Concentration [ True ] ng/mL	Q.C. Rec. {Area%CV}	Primary Transition	Confirmation Transition	Flag
13C2_PFDa_EIS	(615.0 / 570.0) 187913	(9.96, N/A) (N/A, 0.00, N/A)	310.1	N/A	0.8914 [ 1.0000 ]	89.1% { 81.5% }			
13C2_PFTeDA_EIS	(715.0 / 670.0) 140071	(10.17, N/A) (N/A, 0.00, N/A)	723.1	N/A	0.9051 [ 1.0000 ]	90.5% { 94.1% }			
13C3_PFBs_EIS	(302.0 / 80.0) 641820	(6.34, N/A) (N/A, 0.01, N/A)	2880.9	N/A	1.9135 [ 2.0000 ]	95.7% { 99.4% }			
13C3_PFHxS_EIS	(402.0 / 80.0) 364799	(8.25, N/A) (N/A, 0.01, N/A)	1596.6	N/A	1.9107 [ 2.0000 ]	95.5% { 98.6% }			
13C8_PFOS_EIS	(507.0 / 80.0) 623261	(9.61, N/A) (N/A, 0.00, N/A)	888.7	N/A	1.9889 [ 2.0000 ]	99.4% { 101.1% }			
13C2_4:2FTS_EIS	(329.0 / 81.0) 75802	(6.02, N/A) (N/A, 0.01, N/A)	859.0	N/A	4.0071 [ 4.0000 ]	100.2% { 104.9% }			
13C2_6:2FTS_EIS	(429.0 / 81.0) 92055	(7.75, N/A) (N/A, 0.01, N/A)	884.5	N/A	3.6271 [ 4.0000 ]	90.7% { 97.0% }			
13C2_8:2FTS_EIS	(529.0 / 81.0) 86453	(9.17, N/A) (N/A, 0.01, N/A)	1081.2	N/A	3.9246 [ 4.0000 ]	98.1% { 97.7% }			
13C8_PFOsa_EIS	(506.0 / 78.0) 936961	(10.22, N/A) (N/A, 0.00, N/A)	1317.7	N/A	1.9586 [ 2.0000 ]	97.9% { 105.0% }			
D3_NMeFOSA_EIS	(515.0 / 169.0) 261332	(10.64, N/A) (N/A, 0.00, N/A)	1214.0	N/A	1.8460 [ 2.0000 ]	92.3% { 100.5% }			
D5_NEiFOSA_EIS	(531.1 / 169.0) 251809	(10.72, N/A) (N/A, 0.00, N/A)	1425.9	N/A	1.9618 [ 2.0000 ]	98.1% { 103.8% }			



Chemist: ABK  
 Instrument: Saphira  
 Type: Sciex Q3 5500

Sample I.D.: SB03724-SCV1  
 DF, IV: 1, 10.0µL  
 Acquisition Method: 1633 2022-12-07.dam

Quant Method: 1633 - 2022-12-07  
 Path: S2022-12-07A22.wiff- 0  
 Acquired: 2022/12/07 - 16:06

Analyte	(Q1 / Q3) Area Counts*min	R.T. (R.T [min], R.R.T.) (ΔRT-I[min], ΔRT-CV[min], ΔRT ion[s])	S / N	Ion Ratio IR Vs MP% IR Vs CV%	Concentration [ True ] ng/mL	Q.C. Rec. {Area%CV}	Primary Transition	Confirmation Transition	Flag
D3_MeFOSAA_EIS	( 573.0 / 419.0 ) 264364	( 9.63 , N/A ) ( N/A , 0.01 , N/A )	874.7	N/A	3.7919 [ 4.0000 ]	94.8% { 96.8% }			
D5_EtFOSAA_EIS	( 589.0 / 419.0 ) 210526	( 9.78 , N/A ) ( N/A , 0.00 , N/A )	698.5	N/A	3.5133 [ 4.0000 ]	87.8% { 91.2% }			
D7_NMeFOSE_EIS	( 623.2 / 58.9 ) 482858	( 10.60 , N/A ) ( N/A , 0.00 , N/A )	1769.3	N/A	19.9696 [ 20.0000 ]	99.8% { 106.1% }			
D9_NEtFOSE_EIS	( 639.2 / 58.9 ) 240368	( 10.70 , N/A ) ( N/A , 0.00 , N/A )	2220.9	N/A	19.5101 [ 20.0000 ]	97.6% { 101.2% }			
13C3_HFPODA_EIS	( 287.0 / 169.0 ) 662583	( 6.71 , N/A ) ( N/A , 0.01 , N/A )	1335.7	N/A	7.8601 [ 8.0000 ]	98.3% { 98.7% }			

**SECOND-SOURCE CALIBRATION VERIFICATION****Table B-15C****Laboratory:**CAPPL, L CL**SDG:**C**Client:**CTidewater, Inc.L**Project:**CNASA JPL**Calibration:** 2251019L**Laboratory ID:**C5B03856-SCV1L**Sequence:** SB03856L**Standard ID:**C22L0308L

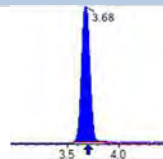
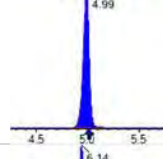
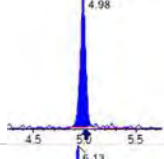
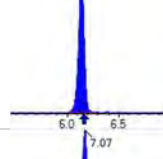
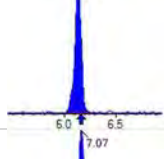
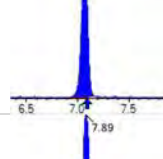
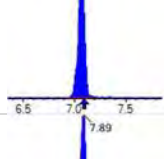
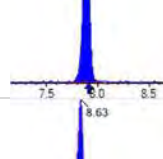
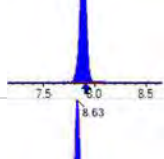

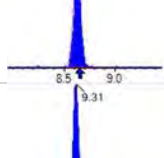
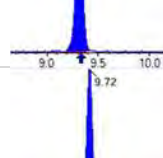
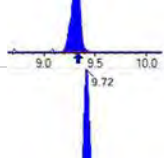
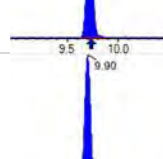
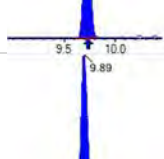
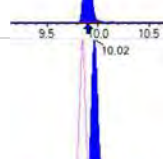
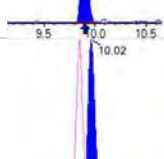
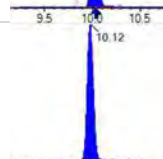
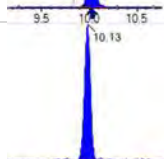

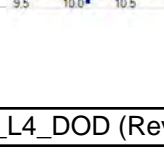
<b>ANALYTEC</b>	<b>EXPECTEDC (ng/mL)C</b>	<b>FOUNDC (ng/mL)C</b>	<b>% DRIFTC</b>	<b>QC LIMITC</b>
PFBAL	8.00L	7.88L	-1.5L	30.00L
PFPEAL	4.00L	3.80L	-5.1L	30.00L
PFHXAL	2.00L	1.82L	-9.1L	30.00L
PFHPAL	2.00L	1.92L	-4.2L	30.00L
PFOAL	2.00L	1.84L	-7.9L	30.00L
PFNAL	2.00L	2.02L	1.2L	30.00L
PFDAL	2.00L	1.72L	-14.2L	30.00L
PFUnAL	2.00L	2.12L	6.0L	30.00L
PFDOAL	2.00L	2.06L	2.9L	30.00L
PFTRDAL	2.00L	2.07L	3.5L	30.00L
PFTEDAL	2.00L	1.78L	-11.1L	30.00L
PFBSL	1.77L	1.67L	-5.6L	30.00L
PFPESL	1.88L	1.79L	-4.6L	30.00L
PFHXSL	1.83L	1.67L	-9.0L	30.00L
PFHPSL	1.91L	1.76L	-7.6L	30.00L
PFOSL	1.86L	1.62L	-13.0L	30.00L
PFNSL	1.92L	2.09L	8.7L	30.00L
PFDSL	1.93L	1.89L	-2.0L	30.00L
4:2FTSL	7.50L	6.94L	-7.4L	30.00L
6:2FTSL	7.60L	7.48L	-1.6L	30.00L
8:2FTSL	7.68L	8.62L	12.2L	30.00L
PFOSAL	2.00L	1.81L	-9.7L	30.00L
NMeFOSAL	8.00L	7.95L	-0.6L	30.00L
NEtFOSAL	8.00L	7.36L	-8.0L	30.00L
NMeFOSAAL	2.00L	2.53L	26.7L	30.00L
NEtFOSAAL	2.00L	2.09L	4.6L	30.00L
NMeFOSEL	8.00L	7.33L	-8.4L	30.00L

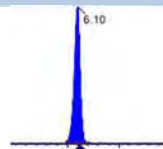
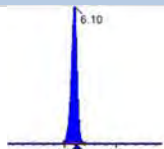
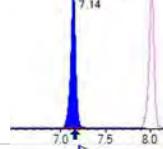
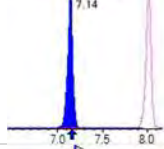
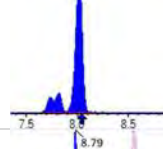
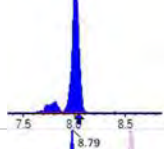
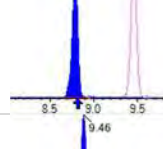
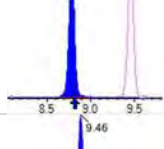
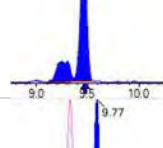
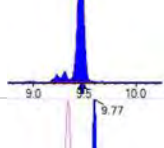
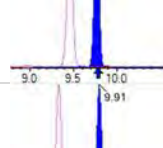
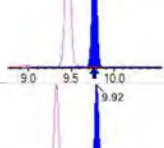
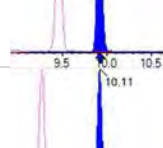
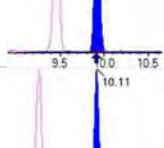
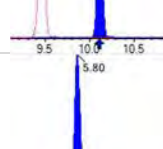
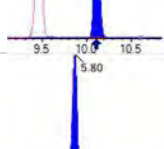
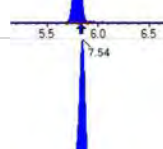
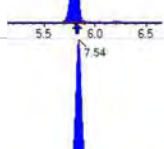
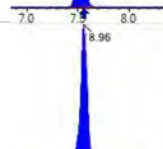
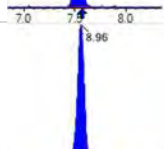

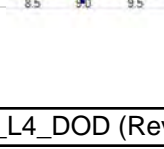
**SECOND-SOURCE CALIBRATION VERIFICATION****Table B-15C****Laboratory:**CAPPL, L CL**SDG:**C**Client:**CTidewater, Inc.L**Project:**CNASA JPL**Calibration:** 2251019L**Laboratory ID:**CSB03856-SCV1L**Sequence:** SB03856L**Standard ID:**C22L0308L

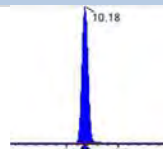
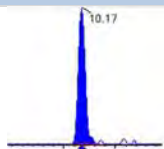
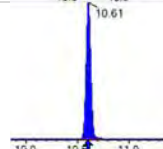
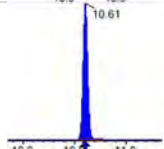
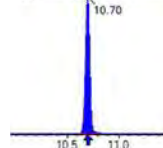
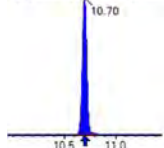
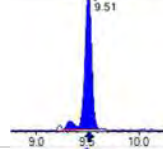
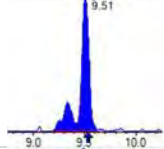
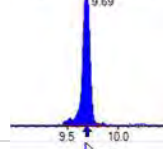
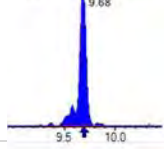
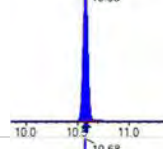
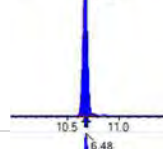
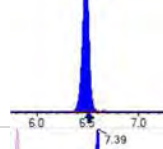
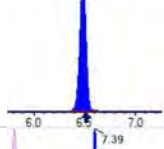
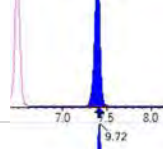
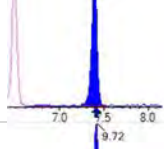
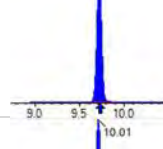
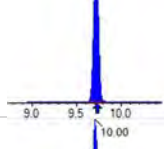
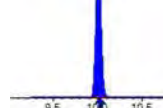
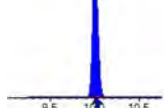
NEtFOSEL	8.00L	7.52L	-6.0L	30.00L
HFPO-DAL	4.00L	3.45L	-13.7L	30.00L
ADONAL	3.78L	3.63L	-4.1L	30.00L
9CL-PF3ONSL	3.74L	3.82L	2.1L	30.00L
11CL-PF3OUDSL	3.78L	3.93L	3.9L	30.00L
13C4-PFBAL	8.00L	9.34L	16.8L	50.00L
13C5-PFPEAL	4.00L	4.10L	2.4L	50.00L
13C5-PFHXL	2.00L	2.19L	9.5L	50.00L
13C4-PFHPAL	2.00L	2.11L	5.5L	50.00L
13C8-PFOAL	2.00L	2.10L	4.8L	50.00L
13C9-PFNAL	1.00L	1.11L	10.9L	50.00L
13C6-PFDAL	1.00L	1.18L	17.8L	50.00L
13C7-PFUnAL	1.00L	1.17L	16.8L	50.00L
13C2-PFDOAL	1.00L	1.16L	16.0L	50.00L
13C2-PFTEDAL	1.00L	1.32L	31.8L	50.00L
13C3-PFBSL	2.00L	2.23L	11.4L	50.00L
13C3-PFHXS	2.00L	2.17L	8.3L	50.00L
13C8-PFOSL	2.00L	2.36L	17.8L	50.00L
13C2-4:2FTSL	4.00L	4.46L	11.4L	50.00L
13C2-6:2FTSL	4.00L	4.07L	1.6L	50.00L
13C2-8:2FTSL	4.00L	3.66L	-8.6L	50.00L
13C8-PFOSAL	2.00L	2.43L	21.6L	50.00L
D3-NMEFOSAL	2.00L	2.43L	21.5L	50.00L
D5-NETFOSAL	2.00L	2.61L	30.5L	50.00L
D3-NMEFOSAAL	4.00L	4.57L	14.2L	50.00L
D5-NETFOSAAL	4.00L	5.23L	30.7L	50.00L
D7-NMEFOSEL	20.0L	24.6L	22.9L	50.00L
D9-NETFOSL	20.0L	23.8L	19.2L	50.00L
13C3-HFPO-DAL	8.00L	8.72L	9.0L	50.00L

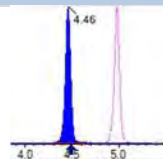
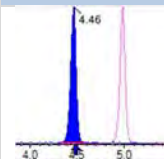
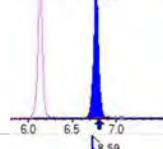
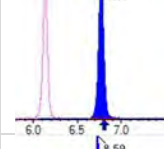
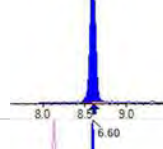
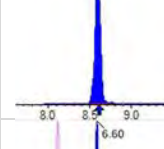
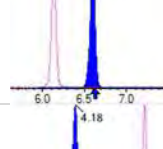
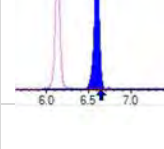
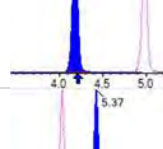
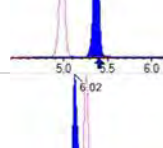
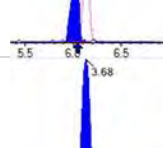
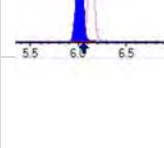
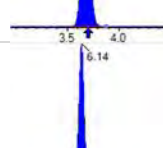
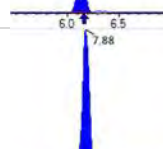
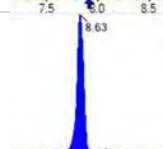

**SECOND-SOURCE CALIBRATION VERIFICATION****Table B-15C****Laboratory:**CAPPL, L CL**Client:**CTidewater, Inc.L**Calibration:** 2251019L**Sequence:** SB03856L**SDG:**C**Project:**CNASA JPL**Laboratory ID:**CSB03856-SCV1L**Standard ID:**C22L0308L

\* Values outside of QC limitsL

Analyte	(Q1 / Q3) Area Counts*min	R.T. (R.T [min], R.R.T.) ( $\Delta$ RT-I[ $\mu$ min], $\Delta$ RT-CV[ $\mu$ min], $\Delta$ RT ion[s])	S / N	Ion Ratio IR Vs MP% IR Vs CV%	Concentration [ True ] ng/mL	Q.C. Rec. {Area%CV}	Primary Transition	Confirmation Transition	Flag
PFBA	(212.9 / 169.0) 496947	(3.68, 1.00) (0.00, N/A, 0.0)	62.7	N/A 0.0 0.0	7.8833 [ 8.0000 ]	98.5%			
PFPeA	(262.9 / 219.0) 340989 (262.9 / 69.0) 3950	(4.99, 1.00) (0.01, N/A, 0.2)	669.3 135.5	0.0116 13573.7 113.4	3.7961 [ 4.0000 ]	94.9%			
PFHxA	(313.0 / 269.0) 279897 (313.0 / 119.0) 23319	(6.14, 1.00) (0.00, N/A, 0.3)	545.2 250.9	0.0833 84.9 84.9	1.8188 [ 2.0000 ]	90.9%			
PFHpA	(363.0 / 319.0) 249866 (363.0 / 169.0) 77070	(7.07, 1.00) (0.00, N/A, 0.1)	512.8 629.7	0.3084 98.7 98.7	1.9162 [ 2.0000 ]	95.8%			
PFOA	(413.0 / 369.0) 242431 (413.0 / 169.0) 80946	(7.89, 1.00) (0.00, N/A, 0.0)	429.7 522.0	0.3339 99.1 99.1	1.8411 [ 2.0000 ]	92.1%			
PFNA	(463.0 / 419.0) 190762 (463.0 / 169.0) 40439	(8.63, 1.00) (0.00, N/A, 0.0)	325.2 83.7	0.2120 105.6 105.6	2.0235 [ 2.0000 ]	101.2%			
PFDA	(513.0 / 469.0) 237687 (513.0 / 169.0) 26243	(9.31, 1.00) (0.00, N/A, 0.2)	354.4 347.3	0.1104 138.8 138.8	1.7169 [ 2.0000 ]	85.8%			
PFUnA	(563.0 / 519.0) 338756 (563.0 / 169.0) 34827	(9.72, 1.00) (0.00, N/A, 0.0)	614.7 373.7	0.1028 91.8 91.8	2.1196 [ 2.0000 ]	106.0%			
PFDoA	(613.0 / 569.0) 396052 (613.0 / 169.0) 57414	(9.90, 1.00) (0.00, N/A, 0.4)	459.3 243.9	0.1450 115.4 115.4	2.0590 [ 2.0000 ]	102.9%			
PFTrDA	(663.0 / 619.0) 328703 (663.0 / 169.0) 72666	(10.02, 1.01) (N/A, 0.00, 0.1)	448.8 412.2	0.2211 105.8 105.8	2.0707 [ 2.0000 ]	103.5%			
PFTeDA	(713.0 / 669.0) 282000 (713.0 / 169.0) 44360	(10.12, 1.00) (0.00, N/A, -0.2)	672.9 246.1	0.1573 69.3 69.3	1.7770 [ 2.0000 ]	88.9%			

Analyte	(Q1 / Q3) Area Counts*min	R.T. (R.T [min] , R.R.T.) ( $\Delta$ RT-[min], $\Delta$ RT- CV[min], $\Delta$ RT ion[s])	S / N	Ion Ratio IR Vs MP% IR Vs CV%	Concentration [ True ] ng/mL	Q.C. Rec. {Area%CV}	Primary Transition	Confirmation Transition	Flag
PFBS	( 298.9 / 80.0 ) 383094 ( 298.9 / 99.0 ) 230885	( 6.10 , 1.00 ) ( 0.00 , N/A , 0.0 )	1143.7 681.8	0.6027 88.6 88.6	1.6715 [ 1.7695 ]	94.5%			
PFPeS	( 349.0 / 80.0 ) 711562 ( 349.0 / 99.0 ) 257400	( 7.14 , 0.89 ) ( N/A , -0.02 , -0.1 )	901.4 718.3	0.3617 96.9 96.9	1.7932 [ 1.8768 ]	95.5%			
PFHxS	( 399.0 / 80.0 ) 560373 ( 399.0 / 99.0 ) 190166	( 8.02 , 1.00 ) ( 0.00 , N/A , 0.4 )	3864.8 8095.6	0.3394 99.0 99.0	1.6658 [ 1.8220 ]	91.4%			
PFHpS	( 449.0 / 80.0 ) 521331 ( 449.0 / 99.0 ) 137216	( 8.79 , 0.93 ) ( N/A , -0.02 , 0.1 )	550.7 339.3	0.2632 89.7 89.7	1.7642 [ 1.9028 ]	92.7%			
PFOS	( 499.0 / 80.0 ) 592867 ( 499.0 / 99.0 ) 144768	( 9.46 , 1.00 ) ( 0.00 , N/A , 0.0 )	113.1 153.6	0.2442 106.8 106.8	1.6183 [ 1.8550 ]	87.2%			
PFNS	( 549.0 / 80.0 ) 878938 ( 549.0 / 99.0 ) 243545	( 9.77 , 1.03 ) ( N/A , 0.00 , 0.0 )	771.5 552.6	0.2771 111.0 111.0	2.0864 [ 1.9198 ]	108.7%			
PFDS	( 599.0 / 80.0 ) 983659 ( 599.0 / 99.0 ) 219204	( 9.91 , 1.05 ) ( N/A , 0.00 , -0.1 )	917.3 498.8	0.2228 87.4 87.4	1.8923 [ 1.9262 ]	98.2%			
PFDoS	( 698.9 / 80.0 ) 527876 ( 698.9 / 99.0 ) 142206	( 10.11 , 1.07 ) ( N/A , 0.00 , 0.0 )	688.0 492.6	0.2694 131.1 131.1	1.9455 [ 1.9391 ]	100.3%			
4:2FTS	( 327.0 / 307.0 ) 523943 ( 327.0 / 81.0 ) 307103	( 5.80 , 1.00 ) ( 0.00 , N/A , -0.3 )	773.1 769.4	0.5861 117.2 117.2	6.9435 [ 7.4762 ]	92.9%			
6:2FTS	( 427.0 / 407.0 ) 319439 ( 427.0 / 81.0 ) 236186	( 7.54 , 1.00 ) ( 0.00 , N/A , 0.4 )	772.8 539.7	0.7394 103.2 103.2	7.4815 [ 7.5923 ]	98.5%			
8:2FTS	( 527.0 / 507.0 ) 281651 ( 527.0 / 81.0 ) 195401	( 8.96 , 1.00 ) ( 0.00 , N/A , 0.0 )	410.9 335.4	0.6938 98.6 98.6	8.6205 [ 7.6663 ]	112.4%			

Analyte	(Q1 / Q3) Area Counts*min	R.T. (R.T [min], R.R.T.) ( $\Delta$ RT-I[ $\mu$ min], $\Delta$ RT-CV[ $\mu$ min], $\Delta$ RT ion[s])	S / N	Ion Ratio IR Vs MP% IR Vs CV%	Concentration [ True ] ng/mL	Q.C. Rec. {Area%CV}	Primary Transition	Confirmation Transition	Flag
PFOSA	(498.0 / 78.0) 900097 (498.0 / 478.0) 20099	(10.18, 1.00) (0.00, N/A, 0.2)	629.5 164.2	0.0223 94.5 94.5	1.8061 [2.0000]	90.3%			
NMeFOSA	(511.9 / 219.0) 790105 (511.9 / 169.0) 495567	(10.61, 1.00) (0.00, N/A, 0.0)	1198.6 965.2	0.6272 90.0 90.0	7.9490 [8.0000]	99.4%			
NEIFOSA	(526.0 / 219.0) 838886 (526.0 / 169.0) 866754	(10.70, 1.00) (0.00, N/A, 0.1)	1089.2 756.0	1.0332 91.7 91.7	7.3594 [8.0000]	92.0%			
NMeFOSAA	(570.0 / 419.0) 139191 (570.0 / 483.0) 65677	(9.51, 1.00) (0.00, N/A, -0.1)	131.5 225.9	0.4718 100.5 100.5	2.5335 [2.0000]	126.7%			
NEIFOSAA	(584.0 / 419.0) 135998 (584.0 / 526.0) 79600	(9.69, 1.00) (0.01, N/A, 0.2)	447.7 1284480.7	0.5853 76.0 76.0	2.0928 [2.0000]	104.6%			
NMeFOSE	(616.1 / 59.0) 226373	(10.58, 1.00) (0.01, N/A, 0.0)	685.9	N/A 0.0 0.0	7.3307 [8.0000]	91.6%			
NEtFOSE	(630.0 / 59.0) 60757	(10.68, 1.00) (0.01, N/A, 0.0)	857.3	N/A 0.0 0.0	7.5190 [8.0000]	94.0%			
HFPO-DA	(285.0 / 169.0) 217120 (285.0 / 185.0) 661671	(6.48, 1.00) (0.00, N/A, 0.0)	711.4 1261.6	3.0475 119.5 119.5	3.4537 [4.0000]	86.3%			
ADONA	(377.0 / 85.0) 944805 (377.0 / 251.0) 113587	(7.39, 1.14) (N/A, -0.02, -0.1)	894.2 338.3	0.1202 95.9 95.9	3.6253 [3.7708]	96.1%			
9CI-Pf3ONS	(531.0 / 351.0) 2822359 (533.0 / 353.0) 926029	(9.72, 1.50) (N/A, 0.00, 0.0)	793.6 992.0	0.3281 103.6 103.6	3.8189 [3.7330]	102.3%			
11CI-PF3OUDS	(631.0 / 451.0) 1911812 (633.0 / 453.0) 644388	(10.01, 1.54) (N/A, 0.00, 0.2)	934.0 668.4	0.3371 115.2 115.2	3.9258 [3.7728]	104.1%			

Analyte	(Q1 / Q3) Area Counts*min	R.T. (R.T [min], R.R.T.) ( $\Delta$ RT-I[ $\mu$ min], $\Delta$ RT-CV[ $\mu$ min], $\Delta$ RT ion[s])	S / N	Ion Ratio IR Vs MP% IR Vs CV%	Concentration [ True ] ng/mL	Q.C. Rec. {Area%CV}	Primary Transition	Confirmation Transition	Flag
3:3FTCA	(241.0 / 177.0) 28936 (241.0 / 117.0) 48469	(4.46, 0.90) (N/A, -0.03, -0.1)	620.6 500.5	1.6750 0.1 101.2	7.5106 [ 8.0000 ]	93.9%			IR1,
5:3FTCA	(341.0 / 236.7) 214375 (341.0 / 217.0) 365909	(6.77, 1.10) (N/A, -0.03, 0.1)	440.6 640.7	1.7069 108.0 108.0	6.8413 [ 8.0000 ]	85.5%			
7:3FTCA	(441.0 / 317.0) 250535 (441.0 / 337.0) 198792	(8.59, 1.40) (N/A, -0.02, 0.0)	305.9 449.5	0.7935 97.6 97.6	7.0846 [ 8.0000 ]	88.6%			
PFEESA	(315.0 / 135.0) 497564 (315.0 / 83.0) 153458	(6.60, 1.08) (N/A, -0.03, 0.0)	859.2 634.5	0.3084 109.1 109.1	3.1485 [ 3.5698 ]	88.2%			
PFMPA	(229.0 / 85.0) 87603	(4.18, 0.84) (N/A, -0.03, 0.0)	885.8	N/A 0.0 0.0	3.6132 [ 4.0000 ]	90.3%			
PFMBA	(279.0 / 85.0) 307173	(5.37, 1.08) (N/A, -0.03, 0.0)	995.4	N/A 0.0 0.0	3.8810 [ 4.0000 ]	97.0%			
NFDHA	(201.0 / 85.0) 11374 (295.0 / 201.0) 84927	(6.02, 0.98) (N/A, -0.02, 0.1)	221.0 586.5	7.4668 0.9 90.6	3.6359 [ 4.0000 ]	90.9%			IR1,
13C3_PFBA_IIS	(216.0 / 172.0) 78497	(3.68, N/A) (N/A, -0.03, N/A)	917.8	N/A	0.8978 [ 1.0000 ]	89.8% { 85.1% }			
13C2_PFHxA_IIS	(315.1 / 270.0) 131635	(6.14, N/A) (N/A, -0.03, N/A)	393.0	N/A	1.0005 [ 1.0000 ]	100.0% { 104.6% }			
13C4_PFOA_IIS	(417.0 / 372.0) 120005	(7.88, N/A) (N/A, -0.02, N/A)	715.8	N/A	0.9587 [ 1.0000 ]	95.9% { 94.3% }			
13C5_PFNA_IIS	(468.0 / 423.0) 92103	(8.63, N/A) (N/A, -0.01, N/A)	401.4	N/A	0.9227 [ 1.0000 ]	92.3% { 83.8% }			



Chemist: DAG  
 Instrument: Saphira  
 Type: Sciex Q3 5500

Sample I.D.: SB03856-SCV1  
 DF, IV: 1, 10.0µL  
 Acquisition Method: 1633 2022-12-13.dam

Quant Method: 1633 - 2022-12-15A  
 Path: S2022-12-15A (10)  
 Acquired: 2022/12/15 - 14:28

Analyte	(Q1 / Q3) Area Counts*min	R.T. (R.T [min], R.R.T.) (ΔRT-I[min], ΔRT-CV[min], ΔRT ion[s])	S / N	Ion Ratio IR Vs MP% IR Vs CV%	Concentration [ True ] ng/mL	Q.C. Rec. {Area%CV}	Primary Transition	Confirmation Transition	Flag
13C2_PFDA_IIS	(515.1 / 470.1) 94070	(9.31, N/A) (N/A, -0.01, N/A)	400.7	N/A	0.9071 [ 1.0000 ]	90.7% { 95.7% }			
18O2_PFHxS_IIS	(403.0 / 83.9) 230548	(8.02, N/A) (N/A, -0.02, N/A)	724.1	N/A	0.9745 [ 1.0000 ]	97.4% { 91.2% }			
13C4_PFOS_IIS	(502.8 / 79.9) 172200	(9.46, N/A) (N/A, -0.01, N/A)	423.7	N/A	0.8583 [ 1.0000 ]	85.8% { 78.0% }			
13C4_PFBA_EIS	(217.0 / 172.0) 759298	(3.68, N/A) (N/A, -0.03, N/A)	962.5	N/A	9.3430 [ 8.0000 ]	116.8% { 104.7% }			
13C5_PFPeA_EIS	(267.9 / 223.0) 396871	(4.98, N/A) (N/A, -0.03, N/A)	925.9	N/A	4.0952 [ 4.0000 ]	102.4% { 105.2% }			
13C5_PFHxA_EIS	(318.0 / 273.0) 339237	(6.13, N/A) (N/A, -0.03, N/A)	788.2	N/A	2.1892 [ 2.0000 ]	109.5% { 111.9% }			
13C4_PFHpA_EIS	(367.0 / 322.0) 288817	(7.07, N/A) (N/A, -0.03, N/A)	717.3	N/A	2.1096 [ 2.0000 ]	105.5% { 105.4% }			
13C8_PFOA_EIS	(421.0 / 376.0) 277862	(7.88, N/A) (N/A, -0.02, N/A)	461.2	N/A	2.0954 [ 2.0000 ]	104.8% { 109.7% }			
13C9_PFNA_EIS	(472.0 / 427.0) 111568	(8.63, N/A) (N/A, -0.02, N/A)	379.1	N/A	1.1090 [ 1.0000 ]	110.9% { 106.7% }			
13C6_PFDA_EIS	(519.0 / 474.0) 150163	(9.31, N/A) (N/A, -0.02, N/A)	453.7	N/A	1.1780 [ 1.0000 ]	117.8% { 105.3% }			
13C7_PFUnA_EIS	(570.0 / 525.0) 214447	(9.72, N/A) (N/A, 0.00, N/A)	313.2	N/A	1.1684 [ 1.0000 ]	116.8% { 114.6% }			

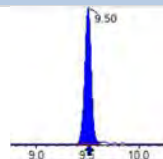
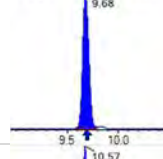
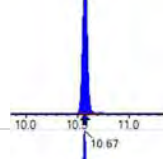
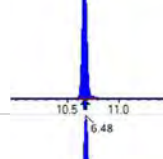
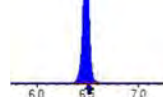


Chemist: DAG  
 Instrument: Saphira  
 Type: Sciex Q3 5500

Sample I.D.: SB03856-SCV1  
 DF, IV: 1, 10.0µL  
 Acquisition Method: 1633 2022-12-13.dam

Quant Method: 1633 - 2022-12-15A  
 Path: S2022-12-15A (10)  
 Acquired: 2022/12/15 - 14:28

Analyte	(Q1 / Q3) Area Counts*min	R.T. (R.T [min], R.R.T.) (ΔRT-I[min], ΔRT-CV[min], ΔRT ion[s])	S / N	Ion Ratio IR Vs MP% IR Vs CV%	Concentration [ True ] ng/mL	Q.C. Rec. {Area%CV}	Primary Transition	Confirmation Transition	Flag
13C2_PFDa_EIS	(615.0 / 570.0) 240138	(9.90, N/A) (N/A, 0.00, N/A)	469.9	N/A	1.1602 [ 1.0000 ]	116.0% { 111.3% }			
13C2_PFTeDA_EIS	(715.0 / 670.0) 165812	(10.13, N/A) (N/A, 0.00, N/A)	438.8	N/A	1.3181 [ 1.0000 ]	131.8% { 137.1% }			
13C3_PFBs_EIS	(302.0 / 80.0) 839167	(6.09, N/A) (N/A, -0.03, N/A)	803.0	N/A	2.2287 [ 2.0000 ]	111.4% { 110.5% }			
13C3_PFHxS_EIS	(402.0 / 80.0) 423038	(8.02, N/A) (N/A, -0.02, N/A)	945.7	N/A	2.1664 [ 2.0000 ]	108.3% { 109.8% }			
13C8_PFOS_EIS	(507.0 / 80.0) 666640	(9.46, N/A) (N/A, -0.01, N/A)	385.6	N/A	2.3567 [ 2.0000 ]	117.8% { 99.8% }			
13C2_4:2FTS_EIS	(329.0 / 81.0) 94644	(5.80, N/A) (N/A, -0.03, N/A)	613.8	N/A	4.4577 [ 4.0000 ]	111.4% { 107.3% }			
13C2_6:2FTS_EIS	(429.0 / 81.0) 110613	(7.54, N/A) (N/A, -0.02, N/A)	792.5	N/A	4.0653 [ 4.0000 ]	101.6% { 103.5% }			
13C2_8:2FTS_EIS	(529.0 / 81.0) 89162	(8.96, N/A) (N/A, -0.02, N/A)	319.2	N/A	3.6552 [ 4.0000 ]	91.4% { 94.4% }			
13C8_PFOsa_EIS	(506.0 / 78.0) 1001427	(10.17, N/A) (N/A, 0.00, N/A)	701.0	N/A	2.4326 [ 2.0000 ]	121.6% { 102.9% }			
D3_NMeFOSA_EIS	(515.0 / 169.0) 249162	(10.61, N/A) (N/A, 0.00, N/A)	1282.0	N/A	2.4295 [ 2.0000 ]	121.5% { 103.8% }			
D5_NEiFOSA_EIS	(531.1 / 169.0) 250001	(10.70, N/A) (N/A, 0.00, N/A)	1064.9	N/A	2.6105 [ 2.0000 ]	130.5% { 108.7% }			

Analyte	(Q1 / Q3) Area Counts*min	R.T. (R.T [min], R.R.T.) ( $\Delta$ RT-I[ $\mu$ min], $\Delta$ RT- CV[ $\mu$ min], $\Delta$ RT ion[s])	S / N	Ion Ratio IR Vs MP% IR Vs CV%	Concentration [ True ] ng/mL	Q.C. Rec. {Area%CV}	Primary Transition	Confirmation Transition	Flag
D3_MeFOSAA_EIS	(573.0 / 419.0) 303229	(9.50, N/A) (N/A, -0.01, N/A)	346.8	N/A	4.5699 [ 4.0000 ]	114.2% { 106.4% }			
D5_EtFOSAA_EIS	(589.0 / 419.0) 288361	(9.68, N/A) (N/A, -0.01, N/A)	414.5	N/A	5.2290 [ 4.0000 ]	130.7% { 112.6% }			
D7_NMeFOSE_EIS	(623.2 / 58.9) 485026	(10.57, N/A) (N/A, 0.00, N/A)	905.0	N/A	24.5859 [ 20.0000 ]	122.9% { 96.8% }			
D9_NEtFOSE_EIS	(639.2 / 58.9) 253167	(10.67, N/A) (N/A, 0.00, N/A)	990.4	N/A	23.8312 [ 20.0000 ]	119.2% { 95.6% }			
13C3_HFPODA_EIS	(287.0 / 169.0) 823081	(6.48, N/A) (N/A, -0.03, N/A)	981.0	N/A	8.7238 [ 8.0000 ]	109.0% { 110.7% }			

## SECOND-SOURCE CALIBRATION VERIFICATION

Table B-15C

Laboratory:CAPPL, L CL

SDG:C

Client:CTidewater, Inc.L

Project:CNASA JPL

Calibration: 2253011L

Laboratory ID:CSB04012-SCV1L

Sequence: SB04012L

Standard ID:C22L0452L

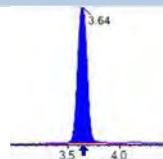
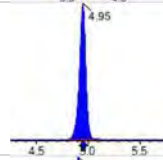
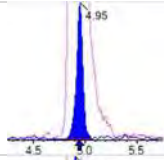
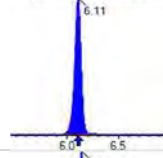
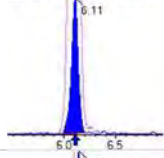
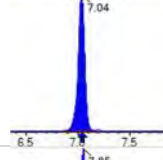
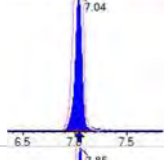
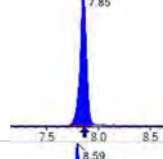
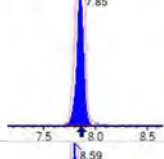
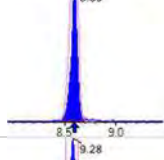
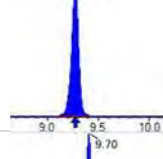
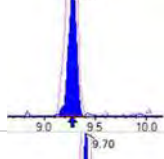
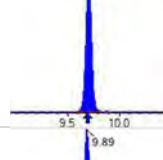
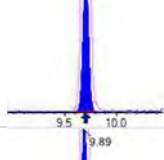
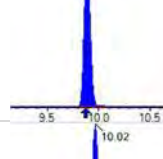
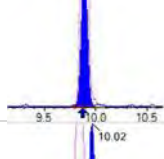
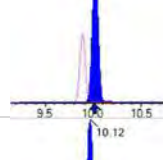
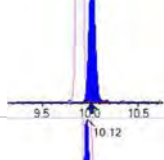
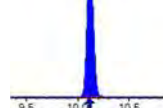
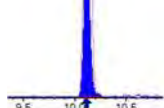
ANALYTEC	EXPECTEDC (ng/mL)C	FOUNDC (ng/mL)C	% DRIFTC	QC LIMITC
PFBAL	8.00L	8.01L	0.09L	30.00L
PFPEAL	4.00L	4.07L	1.8L	30.00L
PFHXAL	2.00L	1.87L	-6.6L	30.00L
PFHPAL	2.00L	1.88L	-5.8L	30.00L
PFOAL	2.00L	2.08L	3.9L	30.00L
PFNAL	2.00L	2.21L	10.7L	30.00L
PFDAL	2.00L	2.35L	17.5L	30.00L
PFUnAL	2.00L	1.90L	-5.0L	30.00L
PFDOAL	2.00L	2.04L	2.0L	30.00L
PFTRDAL	2.00L	2.51L	25.4L	30.00L
PFTEDAL	2.00L	1.93L	-3.7L	30.00L
PFBSL	1.77L	1.66L	-6.2L	30.00L
PFPESL	1.88L	2.02L	7.4L	30.00L
PFHXSL	1.83L	1.85L	1.3L	30.00L
PFHPSL	1.91L	1.86L	-2.8L	30.00L
PFOSL	1.86L	1.94L	4.3L	30.00L
PFNSL	1.92L	2.01L	4.8L	30.00L
PFDSL	1.93L	1.84L	-4.8L	30.00L
4:2FTSL	7.50L	7.21L	-3.9L	30.00L
6:2FTSL	7.60L	8.08L	6.3L	30.00L
8:2FTSL	7.68L	7.95L	3.5L	30.00L
PFOSAL	2.00L	1.90L	-5.0L	30.00L
NMeFOSAL	8.00L	7.67L	-4.2L	30.00L
NEtFOSAL	8.00L	7.78L	-2.7L	30.00L
NMeFOSAAL	2.00L	2.26L	12.8L	30.00L
NEtFOSAAL	2.00L	2.01L	0.6L	30.00L
NMeFOSEL	8.00L	8.06L	0.7L	30.00L

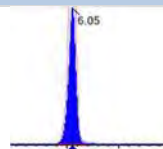
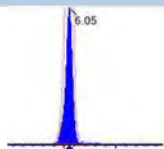
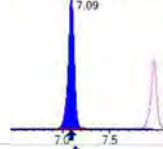
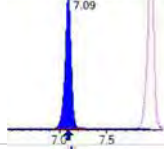
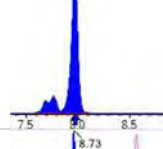
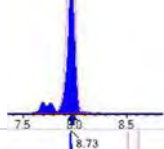
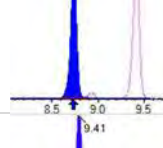
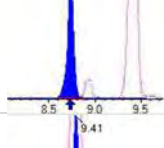
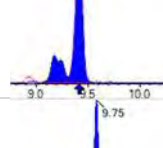
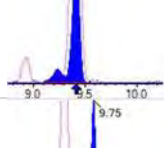
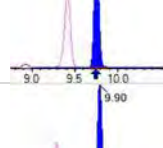
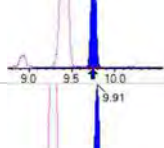
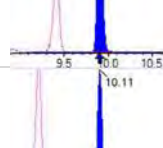
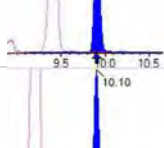
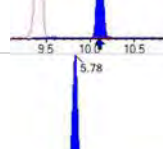
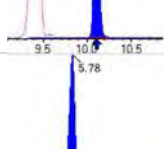
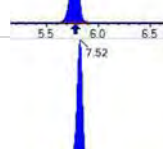
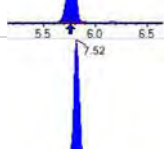
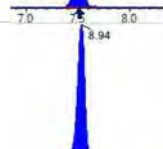


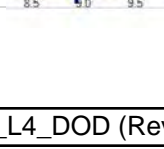
**SECOND-SOURCE CALIBRATION VERIFICATION****Table B-15C****Laboratory:**CAPPL, L CL**SDG:**C**Client:**CTidewater, Inc.L**Project:**CNASA JPL**Calibration:** 2253011L**Laboratory ID:**C SB04012-SCV1L**Sequence:** SB04012L**Standard ID:**C 22L0452L

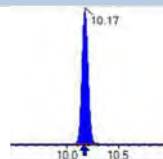
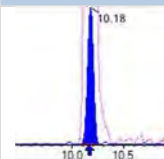
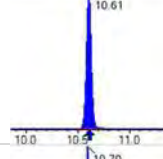
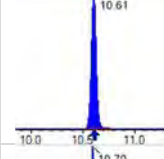
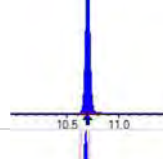
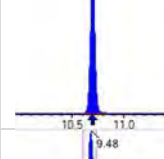
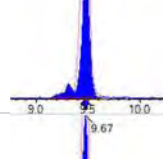
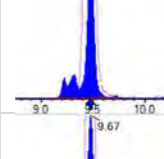
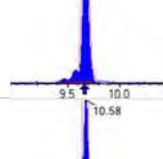
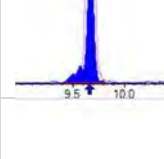
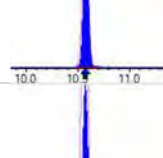
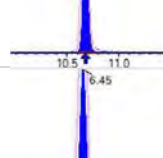
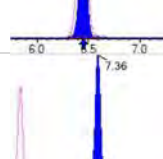
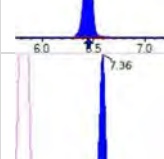
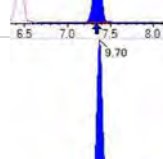
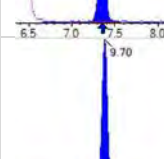
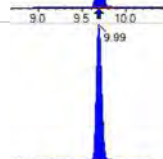
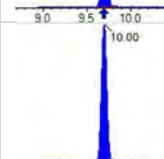

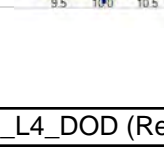
NEtFOSEL	8.00L	8.23L	2.9L	30.00L
HFPO-DAL	4.00L	3.82L	-4.4L	30.00L
ADONAL	3.78L	3.88L	2.6L	30.00L
9CL-PF3ONSL	3.74L	3.57L	-4.6L	30.00L
11CL-PF3OUDSL	3.78L	4.21L	11.3L	30.00L
13C4-PFBAL	8.00L	7.92L	-1.1L	50.00L
13C5-PFPEAL	4.00L	3.86L	-3.4L	50.00L
13C5-PFHXL	2.00L	2.00L	-0.02L	50.00L
13C4-PFHPAL	2.00L	1.96L	-1.9L	50.00L
13C8-PFOAL	2.00L	1.95L	-2.4L	50.00L
13C9-PFNAL	1.00L	1.08L	8.1L	50.00L
13C6-PFDAL	1.00L	0.870L	-13.0L	50.00L
13C7-PFUnAL	1.00L	1.05L	5.0L	50.00L
13C2-PFDOAL	1.00L	0.932L	-6.8L	50.00L
13C2-PFTEDAL	1.00L	1.06L	6.2L	50.00L
13C3-PFBSL	2.00L	2.04L	2.1L	50.00L
13C3-PFHXS	2.00L	1.97L	-1.6L	50.00L
13C8-PFOSL	2.00L	1.93L	-3.4L	50.00L
13C2-4:2FTSL	4.00L	4.63L	15.8L	50.00L
13C2-6:2FTSL	4.00L	4.21L	5.2L	50.00L
13C2-8:2FTSL	4.00L	4.01L	0.2L	50.00L
13C8-PFOSAL	2.00L	2.08L	4.0L	50.00L
D3-NMEFOSAL	2.00L	2.02L	0.9L	50.00L
D5-NETFOSAL	2.00L	2.16L	8.0L	50.00L
D3-NMEFOSAAL	4.00L	3.59L	-10.3L	50.00L
D5-NETFOSAAL	4.00L	4.12L	2.9L	50.00L
D7-NMEFOSEL	20.0L	20.7L	3.6L	50.00L
D9-NETFOSEL	20.0L	22.8L	13.8L	50.00L
13C3-HFPO-DAL	8.00L	7.80L	-2.6L	50.00L

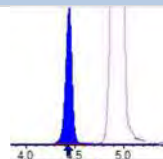
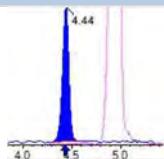
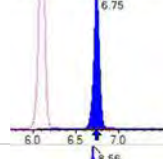
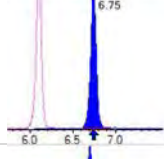
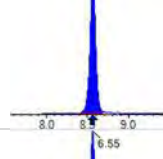
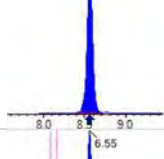
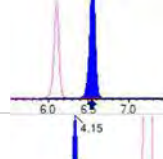
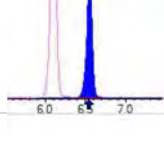
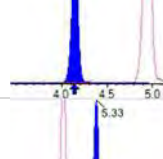
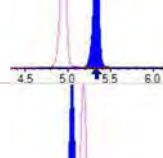
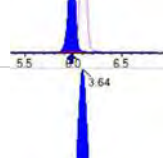
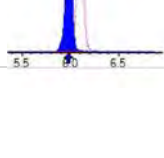

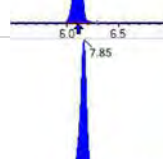
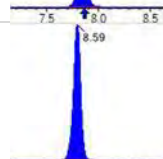

**SECOND-SOURCE CALIBRATION VERIFICATION****Table B-15C****Laboratory:**CAPPL, L CL**Client:**CTidewater, Inc.L**Calibration:** 2253011L**Sequence:** SB04012L**SDG:**C**Project:**CNASA JPL**Laboratory ID:**CSB04012-SCV1L**Standard ID:**C22L0452L

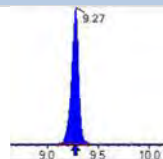
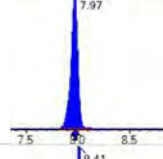
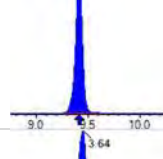
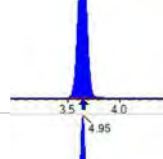
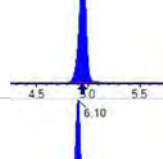
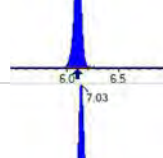
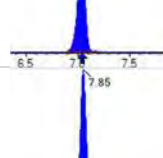
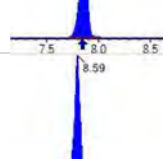
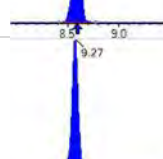
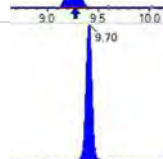

\* Values outside of QC limitsL

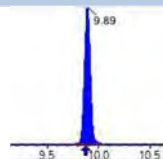
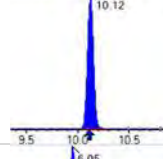
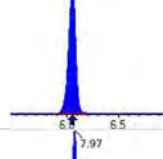
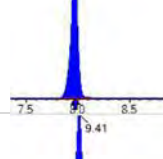
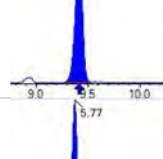
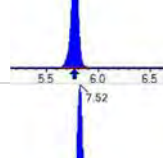
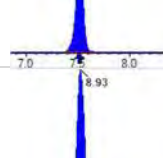
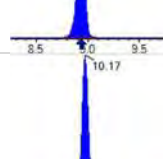
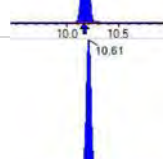
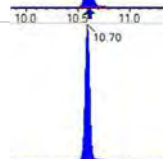

Analyte	(Q1 / Q3) Area Counts*min	R.T. (R.T [min], R.R.T.) ( $\Delta$ RT-[min], $\Delta$ RT- CV[min], $\Delta$ RT ion[s])	S / N	Ion Ratio IR Vs MP% IR Vs CV%	Concentration [ True ] ng/mL	Q.C. Rec. {Area%CV}	Primary Transition	Confirmation Transition	Flag
PFBA	(213.0 / 169.0) 1812704	(3.64, 1.00) (0.00, N/A, 0.0)	391.2	N/A 0.0 0.0	8.0069 [8.0000]	100.1%			
PFPeA	(263.0 / 219.0) 1169044 (263.0 / 69.0) 13046	(4.95, 1.00) (0.00, N/A, 0.0)	594.7 157.9	0.0112 108.0 108.0	4.0729 [4.0000]	101.8%			
PFHxA	(313.0 / 269.0) 787341 (313.0 / 119.0) 74425	(6.11, 1.00) (0.00, N/A, 0.1)	482.3 240.2	0.0945 97.1 97.1	1.8689 [2.0000]	93.4%			
PFHpA	(363.0 / 319.0) 714377 (363.0 / 169.0) 194873	(7.04, 1.00) (0.00, N/A, -0.1)	618.0 374.1	0.2728 95.3 95.3	1.8844 [2.0000]	94.2%			
PFOA	(413.0 / 369.0) 851624 (413.0 / 169.0) 244443	(7.85, 1.00) (0.00, N/A, 0.0)	469.1 630.1	0.2870 94.5 94.5	2.0772 [2.0000]	103.9%			
PFNA	(463.0 / 419.0) 650559 (463.0 / 169.0) 130108	(8.59, 1.00) (0.00, N/A, -0.3)	498.9 311.7	0.2000 94.5 94.5	2.2149 [2.0000]	110.7%			
PFDA	(513.0 / 469.0) 872574 (513.0 / 169.0) 79380	(9.27, 1.00) (0.00, N/A, -0.3)	541.1 213.2	0.0910 98.7 98.7	2.3506 [2.0000]	117.5%			
PFUnA	(563.0 / 519.0) 962768 (563.0 / 169.0) 89172	(9.70, 1.00) (0.00, N/A, -0.1)	472.9 231.3	0.0926 120.4 120.4	1.8998 [2.0000]	95.0%			
PFDoA	(613.0 / 569.0) 962090 (613.0 / 169.0) 154959	(9.89, 1.00) (0.00, N/A, -0.1)	564.0 282.3	0.1611 119.6 119.6	2.0401 [2.0000]	102.0%			
PFTrDA	(663.0 / 619.0) 1031920 (663.0 / 169.0) 176405	(10.02, 1.01) (N/A, 0.01, 0.2)	672.7 383.9	0.1709 78.5 78.5	2.5078 [2.0000]	125.4%			
PFTeDA	(713.0 / 669.0) 692460 (713.0 / 169.0) 120925	(10.12, 1.00) (0.00, N/A, 0.1)	923.6 337.9	0.1746 88.5 88.5	1.9265 [2.0000]	96.3%			

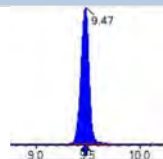
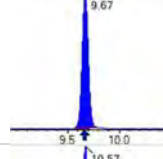
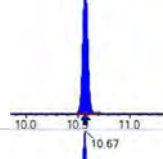
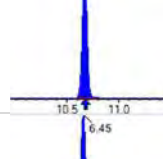
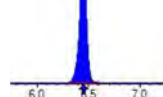
Analyte	(Q1 / Q3) Area Counts*min	R.T. (R.T [min], R.R.T.) ( $\Delta$ RT-[min], $\Delta$ RT- CV[min], $\Delta$ RT ion[s])	S / N	Ion Ratio IR Vs MP% IR Vs CV%	Concentration [ True ] ng/mL	Q.C. Rec. {Area%CV}	Primary Transition	Confirmation Transition	Flag
PFBS	(299.0 / 80.0) 1002005 (299.0 / 99.0) 637150	(6.05, 1.00) (0.00, N/A, 0.1)	581.3 569.0	0.6359 96.8 96.8	1.6599 [ 1.7695 ]	93.8%			
PFPeS	(349.0 / 80.0) 1961555 (349.0 / 99.0) 687372	(7.09, 0.89) (N/A, 0.00, 0.1)	655.3 532.0	0.3504 94.5 94.5	2.0194 [ 1.8768 ]	107.6%			
PFHxS	(399.0 / 80.0) 1585787 (399.0 / 99.0) 518597	(7.97, 1.00) (0.00, N/A, 0.2)	682.0 695.1	0.3270 100.3 100.3	1.8536 [ 1.8220 ]	101.7%			
PFHpS	(449.0 / 80.0) 1485197 (449.0 / 99.0) 385968	(8.73, 0.93) (N/A, 0.00, 0.0)	611.4 492.4	0.2599 99.7 99.7	1.8556 [ 1.9028 ]	97.5%			
PFOS	(499.0 / 80.0) 1787547 (499.0 / 99.0) 367051	(9.41, 1.00) (0.00, N/A, 0.0)	353.9 899.2	0.2053 98.7 98.7	1.9405 [ 1.8550 ]	104.6%			
PFNS	(549.0 / 80.0) 2100113 (549.0 / 99.0) 495852	(9.75, 1.04) (N/A, 0.00, -0.1)	741.7 664.9	0.2361 99.2 99.2	2.0113 [ 1.9198 ]	104.8%			
PFDS	(599.0 / 80.0) 2319531 (599.0 / 99.0) 569294	(9.90, 1.05) (N/A, 0.00, -0.2)	956.1 419.5	0.2454 93.3 93.3	1.8372 [ 1.9262 ]	95.4%			
PFDoS	(699.0 / 80.0) 1192145 (699.0 / 99.0) 260064	(10.11, 1.07) (N/A, 0.00, 0.2)	734.6 667.9	0.2181 111.3 111.3	2.0051 [ 1.9391 ]	103.4%			
4:2FTS	(327.0 / 307.0) 2970727 (327.0 / 81.0) 1848444	(5.78, 1.00) (0.00, N/A, -0.1)	645.7 451.7	0.6222 86.9 86.9	7.2068 [ 7.4762 ]	96.4%			
6:2FTS	(427.0 / 407.0) 1890650 (427.0 / 81.0) 1294916	(7.52, 1.00) (0.00, N/A, 0.1)	589.9 697.9	0.6849 92.7 92.7	8.0805 [ 7.5923 ]	106.4%			
8:2FTS	(527.0 / 507.0) 2167513 (527.0 / 81.0) 1423596	(8.94, 1.00) (0.01, N/A, 0.2)	490.9 501.5	0.6568 107.4 107.4	7.9456 [ 7.6663 ]	103.6%			

Analyte	(Q1 / Q3) Area Counts*min	R.T. (R.T [min], R.R.T.) ( $\Delta$ RT-[min], $\Delta$ RT- CV[min], $\Delta$ RT ion[s])	S / N	Ion Ratio IR Vs MP% IR Vs CV%	Concentration [ True ] ng/mL	Q.C. Rec. {Area%CV}	Primary Transition	Confirmation Transition	Flag
PFOSA	(498.0 / 78.0) 2192130 (498.0 / 478.0) 48154	(10.17, 1.00) (0.00, N/A, -0.4)	961.9 377.7	0.0220 105.2 105.2	1.9007 [2.0000]	95.0%			
NMeFOSA	(512.0 / 219.0) 1358781 (512.0 / 169.0) 965891	(10.61, 1.00) (0.00, N/A, 0.0)	763.7 758.9	0.7109 102.7 102.7	7.6672 [8.0000]	95.8%			
NEIFOSA	(526.0 / 219.0) 1381224 (526.0 / 169.0) 1498077	(10.70, 1.00) (0.00, N/A, 0.0)	928.8 974.9	1.0846 109.3 109.3	7.7848 [8.0000]	97.3%			
NMeFOSAA	(570.0 / 419.0) 472999 (570.0 / 483.0) 230828	(9.48, 1.00) (0.01, N/A, 0.0)	382.8 341.9	0.4880 87.7 87.7	2.2551 [2.0000]	112.8%			
NEIFOSAA	(584.0 / 419.0) 418136 (584.0 / 526.0) 247455	(9.67, 1.00) (0.00, N/A, -0.1)	527.3 452.0	0.5918 99.8 99.8	2.0115 [2.0000]	100.6%			
NMeFOSE	(616.0 / 59.0) 402479	(10.58, 1.00) (0.01, N/A, 0.0)	1037.5	N/A 0.0 0.0	8.0564 [8.0000]	100.7%			
NEtFOSE	(630.0 / 59.0) 91764	(10.68, 1.00) (0.01, N/A, 0.0)	795.2	N/A 0.0 0.0	8.2323 [8.0000]	102.9%			
HFPO-DA	(285.0 / 169.0) 614283 (285.0 / 185.0) 1521837	(6.45, 1.00) (0.00, N/A, 0.0)	752.7 701.6	2.4774 96.6 96.6	3.8231 [4.0000]	95.6%			
ADONA	(377.0 / 85.0) 2483591 (377.0 / 251.0) 295254	(7.36, 1.14) (N/A, 0.01, 0.0)	601.1 399.9	0.1189 96.6 96.6	3.8788 [3.7708]	102.9%			
9CI-Pf3ONS	(531.0 / 351.0) 6241237 (533.0 / 353.0) 2228204	(9.70, 1.50) (N/A, 0.01, -0.1)	827.8 833.2	0.3570 113.0 113.0	3.5690 [3.7330]	95.6%			
11CI-PF3OUDS	(631.0 / 451.0) 4165355 (633.0 / 453.0) 1150900	(9.99, 1.55) (N/A, 0.00, -0.1)	793.9 772.4	0.2763 89.2 89.2	4.2085 [3.7728]	111.5%			

Analyte	(Q1 / Q3) Area Counts*min	R.T. (R.T [min], R.R.T.) ( $\Delta$ RT-[min], $\Delta$ RT- CV[min], $\Delta$ RT ion[s])	S / N	Ion Ratio IR Vs MP% IR Vs CV%	Concentration [ True ] ng/mL	Q.C. Rec. {Area%CV}	Primary Transition	Confirmation Transition	Flag
3:3FTCA	(241.0 / 177.0) 77196 (241.0 / 117.0) 96034	(4.44, 0.90) (N/A, 0.00, 0.1)	547.8 234.6	1.2440 94.6 94.6	7.8249 [ 8.0000 ]	97.8%			
5:3FTCA	(341.0 / 236.7) 459000 (341.0 / 217.0) 743389	(6.75, 1.11) (N/A, 0.00, 0.1)	443.3 535.9	1.6196 90.2 90.2	7.1181 [ 8.0000 ]	89.0%			
7:3FTCA	(441.0 / 317.0) 609788 (441.0 / 337.0) 499309	(8.56, 1.40) (N/A, 0.00, 0.0)	344.2 487.3	0.8188 99.3 99.3	7.2594 [ 8.0000 ]	90.7%			
PFEESA	(315.0 / 135.0) 1224330 (315.0 / 83.0) 368974	(6.55, 1.07) (N/A, 0.00, 0.0)	653.7 490.1	0.3014 98.8 98.8	3.1652 [ 3.5698 ]	88.7%			
PFMPA	(229.0 / 85.0) 344826	(4.15, 0.84) (N/A, 0.01, 0.0)	764.4	N/A 0.0 0.0	4.1136 [ 4.0000 ]	102.8%			
PFMBA	(279.0 / 85.0) 924738	(5.33, 1.08) (N/A, 0.00, 0.0)	717.7	N/A 0.0 0.0	3.8684 [ 4.0000 ]	96.7%			
NFDHA	(295.0 / 201.0) 794415 (295.0 / 85.0) 659847	(5.99, 0.98) (N/A, 0.00, 0.0)	633.9 610.6	0.8306 96.7 96.7	3.8417 [ 4.0000 ]	96.0%			
13C3_PFBA_IIS	(216.0 / 172.0) 243908	(3.64, N/A) (N/A, 0.00, N/A)	667.8	N/A	1.1326 [ 1.0000 ]	113.3% { 106.5% }			
13C2_PFHxA_IIS	(315.0 / 270.0) 414950	(6.11, N/A) (N/A, 0.00, N/A)	597.2	N/A	1.0931 [ 1.0000 ]	109.3% { 106.7% }			
13C4_PFOA_IIS	(417.0 / 372.0) 385565	(7.85, N/A) (N/A, 0.01, N/A)	434.4	N/A	1.0681 [ 1.0000 ]	106.8% { 102.7% }			
13C5_PFNA_IIS	(468.0 / 423.0) 270918	(8.59, N/A) (N/A, 0.00, N/A)	468.1	N/A	0.9213 [ 1.0000 ]	92.1% { 88.6% }			

Analyte	(Q1 / Q3) Area Counts*min	R.T. (R.T [min], R.R.T.) ( $\Delta$ RT-[min], $\Delta$ RT- CV[min], $\Delta$ RT ion[s])	S / N	Ion Ratio IR Vs MP% IR Vs CV%	Concentration [ True ] ng/mL	Q.C. Rec. {Area%CV}	Primary Transition	Confirmation Transition	Flag
13C2_PFDA_IIS	(515.0 / 470.1) 356075	(9.27, N/A) (N/A, 0.01, N/A)	403.4	N/A	1.0453 [ 1.0000 ]	104.5% { 97.6% }			
18O2_PFHxS_IIS	(403.0 / 83.9) 612256	(7.97, N/A) (N/A, 0.00, N/A)	625.9	N/A	1.0118 [ 1.0000 ]	101.2% { 96.6% }			
13C4_PFOS_IIS	(503.0 / 79.9) 679731	(9.41, N/A) (N/A, 0.00, N/A)	429.5	N/A	1.0542 [ 1.0000 ]	105.4% { 109.6% }			
13C4_PFBA_EIS	(217.0 / 172.0) 1938437	(3.64, N/A) (N/A, 0.00, N/A)	648.1	N/A	7.9159 [ 8.0000 ]	98.9% { 104.6% }			
13C5_PFPeA_EIS	(268.0 / 223.0) 1209124	(4.95, N/A) (N/A, 0.00, N/A)	532.9	N/A	3.8623 [ 4.0000 ]	96.6% { 102.2% }			
13C5_PFHxA_EIS	(318.0 / 273.0) 849099	(6.10, N/A) (N/A, 0.00, N/A)	604.6	N/A	1.9997 [ 2.0000 ]	100.0% { 113.5% }			
13C4_PFHpA_EIS	(367.0 / 322.0) 723541	(7.03, N/A) (N/A, 0.00, N/A)	540.0	N/A	1.9615 [ 2.0000 ]	98.1% { 105.4% }			
13C8_PFOA_EIS	(421.0 / 376.0) 769737	(7.85, N/A) (N/A, 0.00, N/A)	544.9	N/A	1.9512 [ 2.0000 ]	97.6% { 100.5% }			
13C9_PFNA_EIS	(472.0 / 427.0) 304324	(8.59, N/A) (N/A, 0.01, N/A)	464.8	N/A	1.0811 [ 1.0000 ]	108.1% { 99.4% }			
13C6_PFDA_EIS	(519.0 / 474.0) 374331	(9.27, N/A) (N/A, 0.00, N/A)	319.1	N/A	0.8703 [ 1.0000 ]	87.0% { 86.7% }			
13C7_PFUnA_EIS	(570.0 / 525.0) 555294	(9.70, N/A) (N/A, 0.01, N/A)	699.7	N/A	1.0498 [ 1.0000 ]	105.0% { 98.9% }			

Analyte	(Q1 / Q3) Area Counts*min	R.T. (R.T [min], R.R.T.) ( $\Delta$ RT-[min], $\Delta$ RT- CV[min], $\Delta$ RT ion[s])	S / N	Ion Ratio IR Vs MP% IR Vs CV%	Concentration [ True ] ng/mL	Q.C. Rec. {Area%CV}	Primary Transition	Confirmation Transition	Flag
13C2_PFDa_EIS	(615.0 / 570.0) 492077	(9.89, N/A) (N/A, 0.01, N/A)	428.5	N/A	0.9322 [ 1.0000 ]	93.2% { 85.1% }			
13C2_PFTeDA_EIS	(715.0 / 670.0) 355337	(10.12, N/A) (N/A, 0.00, N/A)	955.1	N/A	1.0624 [ 1.0000 ]	106.2% { 106.3% }			
13C3_PFBs_EIS	(302.0 / 80.0) 1892500	(6.05, N/A) (N/A, 0.00, N/A)	627.8	N/A	2.0424 [ 2.0000 ]	102.1% { 103.4% }			
13C3_PFHxS_EIS	(402.0 / 80.0) 987867	(7.97, N/A) (N/A, 0.01, N/A)	687.2	N/A	1.9689 [ 2.0000 ]	98.4% { 99.4% }			
13C8_PFOS_EIS	(507.0 / 80.0) 1582127	(9.41, N/A) (N/A, 0.01, N/A)	219.2	N/A	1.9314 [ 2.0000 ]	96.6% { 96.4% }			
13C2_4:2FTS_EIS	(329.0 / 81.0) 484892	(5.77, N/A) (N/A, 0.00, N/A)	607.3	N/A	4.6318 [ 4.0000 ]	115.8% { 111.8% }			
13C2_6:2FTS_EIS	(429.0 / 81.0) 582929	(7.52, N/A) (N/A, 0.01, N/A)	760.1	N/A	4.2084 [ 4.0000 ]	105.2% { 101.2% }			
13C2_8:2FTS_EIS	(529.0 / 81.0) 699530	(8.93, N/A) (N/A, 0.00, N/A)	486.2	N/A	4.0063 [ 4.0000 ]	100.2% { 110.1% }			
13C8_PFOsa_EIS	(506.0 / 78.0) 1988959	(10.17, N/A) (N/A, 0.00, N/A)	934.3	N/A	2.0803 [ 2.0000 ]	104.0% { 110.6% }			
D3_NMeFOSA_EIS	(515.0 / 169.0) 364872	(10.61, N/A) (N/A, 0.00, N/A)	807.9	N/A	2.0181 [ 2.0000 ]	100.9% { 98.8% }			
D5_NEtFOSA_EIS	(531.0 / 169.0) 357751	(10.70, N/A) (N/A, 0.00, N/A)	1157.6	N/A	2.1603 [ 2.0000 ]	108.0% { 105.0% }			

Analyte	(Q1 / Q3) Area Counts*min	R.T. (R.T [min], R.R.T.) ( $\Delta$ RT-I[ $\mu$ min], $\Delta$ RT- CV[ $\mu$ min], $\Delta$ RT ion[s])	S / N	Ion Ratio IR Vs MP% IR Vs CV%	Concentration [ True ] ng/mL	Q.C. Rec. {Area%CV}	Primary Transition	Confirmation Transition	Flag
D3_MeFOSAA_EIS	(573.0 / 419.0) 924537	(9.47, N/A) (N/A, 0.01, N/A)	430.7	N/A	3.5872 [ 4.0000 ]	89.7% { 90.8% }			
D5_EtFOSAA_EIS	(589.0 / 419.0) 843451	(9.67, N/A) (N/A, 0.01, N/A)	117.5	N/A	4.1160 [ 4.0000 ]	102.9% { 116.5% }			
D7_NMeFOSE_EIS	(623.0 / 58.9) 818365	(10.57, N/A) (N/A, 0.00, N/A)	829.4	N/A	20.7177 [ 20.0000 ]	103.6% { 101.4% }			
D9_NEtFOSE_EIS	(639.0 / 58.9) 414418	(10.67, N/A) (N/A, 0.00, N/A)	1111.7	N/A	22.7516 [ 20.0000 ]	113.8% { 108.5% }			
13C3_HFPODA_EIS	(287.0 / 169.0) 1851733	(6.45, N/A) (N/A, 0.00, N/A)	584.3	N/A	7.7954 [ 8.0000 ]	97.4% { 105.3% }			

# LOW-CONCENTRATION CALIBRATION VERIFICATIONW

## Table B-15W

Laboratory:WAPPL, L CL

SDG:W

Client:WTidewater, Inc.L

Project:WNASA JPL

Calibration:W2250016L

Laboratory ID:WSB03754-LCV1L

Sequence:WSB03754L

Standard ID:W22L0176L

ANALYTEW	EXPECTEDW (ng/mL)W	FOUNDW (ng/mL)W	% DRIFTW	QC LIMITW
PFBAL	0.400L	0.392L	-1.9L	30.00L
PFPEAL	0.200L	0.192L	-4.2L	30.00L
PFHXAL	0.100L	0.0926L	-7.4L	30.00L
PFHPAL	0.100L	0.0783L	-21.7L	30.00L
PFOAL	0.100L	0.113L	13.5L	30.00L
PFNAL	0.100L	0.117L	16.9L	30.00L
PFDAL	0.100L	0.135L	35.1L *L	30.00L
PFUnAL	0.100L	0.131L	30.7L *L	30.00L
PFDOAL	0.100L	0.101L	1.3L	30.00L
PFTRDAL	0.100L	0.0816L	-18.4L	30.00L
PFTEDAL	0.100L	0.117L	17.1L	30.00L
PFBSL	0.0885L	0.0880L	-0.6L	30.00L
PFPESL	0.0940L	0.0960L	2.1L	30.00L
PFHXSL	0.0915L	0.0897L	-1.9L	30.00L
PFHPSL	0.0955L	0.119L	24.2L	30.00L
PFOSL	0.0930L	0.127L	36.3L *L	30.00L
PFNSL	0.0960L	0.0989L	3.0L	30.00L
PFDSL	0.0965L	0.107L	10.8L	30.00L
4:2FTSL	0.375L	0.399L	6.5L	30.00L
6:2FTSL	0.380L	0.472L	24.3L	30.00L
8:2FTSL	0.384L	0.533L	38.7L *L	30.00L
PFOSAL	0.100L	0.108L	7.7L	30.00L
NMeFOSAL	0.400L	0.426L	6.4L	30.00L
NEtFOSAL	0.400L	0.386L	-3.6L	30.00L
NMeFOSAAL	0.100L	0.130L	29.6L	30.00L
NEtFOSAAL	0.100L	0.0794L	-20.6L	30.00L
NMeFOSEL	0.400L	0.429L	7.3L	30.00L
NEtFOSEL	0.400L	0.508L	26.9L	30.00L

**LOW-CONCENTRATION CALIBRATION VERIFICATIONW****Table B-15W****Laboratory:**WAPPL, L CL**SDG:**W**Client:**WTidewater, Inc.L**Project:**WNASA JPL**Calibration:**W2250016L**Laboratory ID:**WSB03754-LCV1L**Sequence:**WSB03754L**Standard ID:**W22L0176L

HFPO-DAL	0.200L	0.180L	-9.9L	30.00L
ADONAL	0.189L	0.223L	18.1L	30.00L
9CL-PF3ONSL	0.187L	0.211L	13.0L	30.00L
11CL-PF3OUDSL	0.189L	0.210L	10.9L	30.00L

\* Values outside of QC limitsL